

COMPONENTS OF CONTRACT PLANS SET

LIGHTING PLANS
ITS PLANS

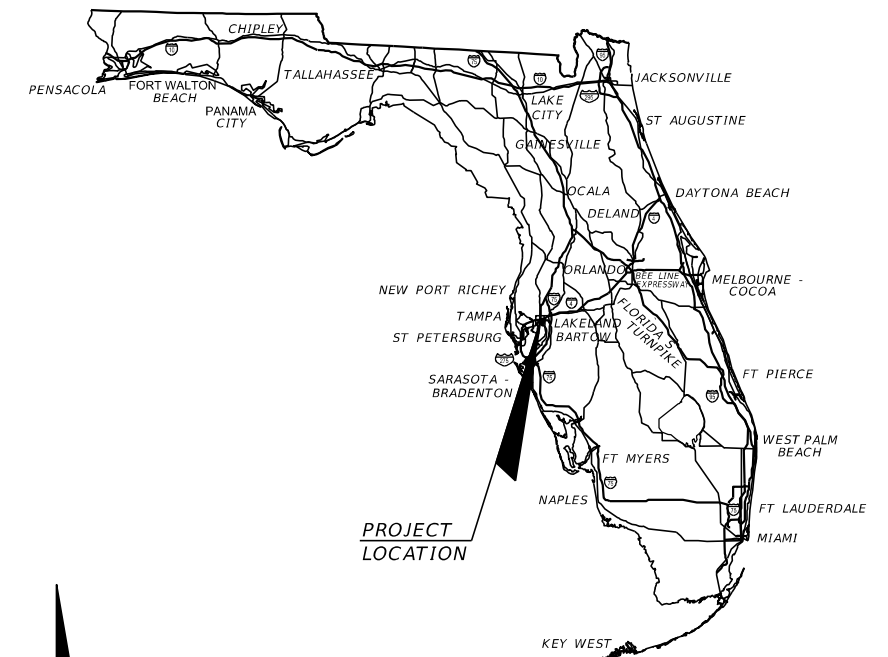
CONTRACT PLANS
FOR
TAMPA HILLSBOROUGH
EXPRESSWAY AUTHORITY

SELMON EXPRESSWAY
AESTHETIC LIGHTING

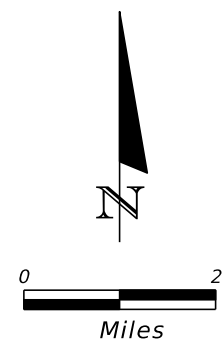
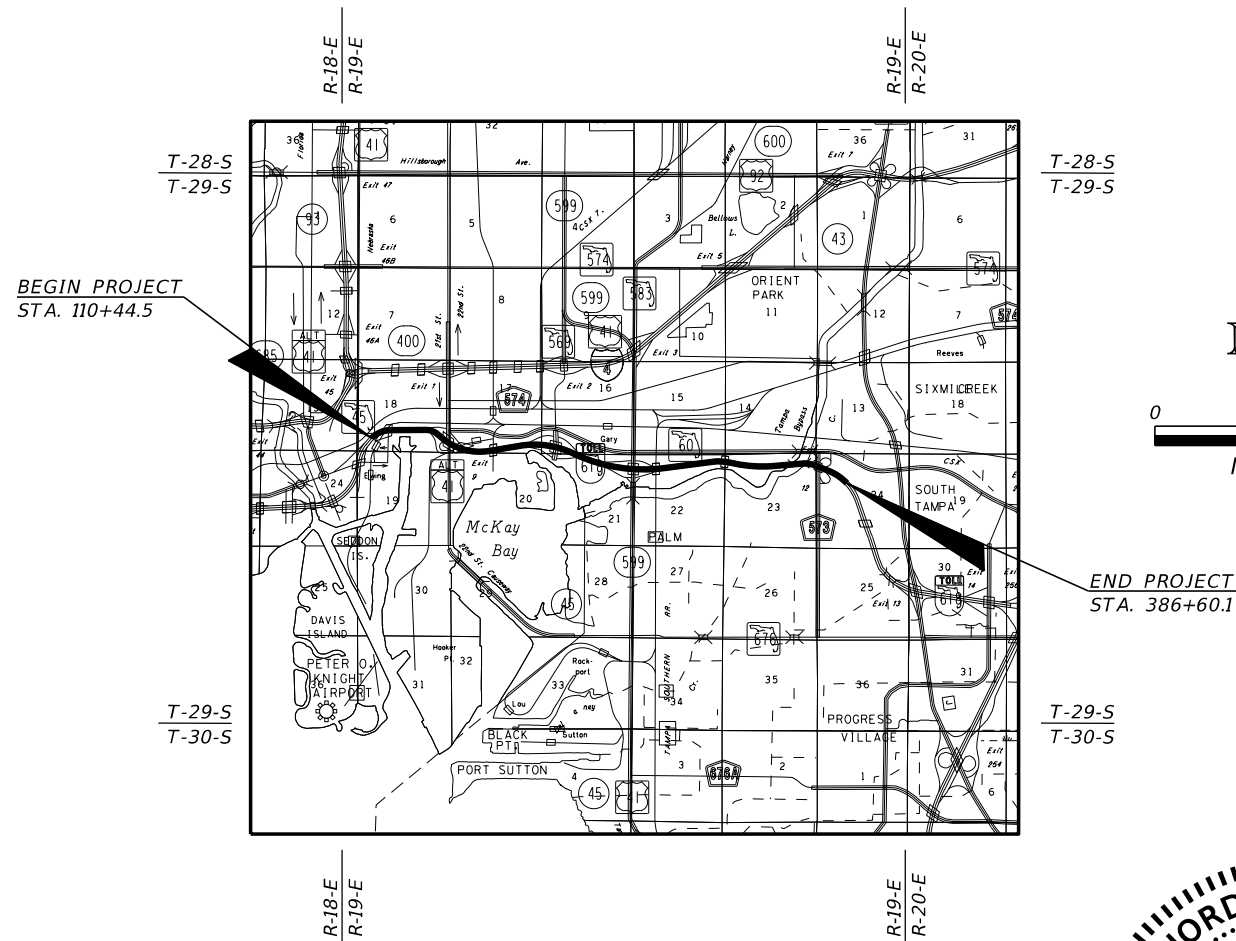
BID ALTERNATE PLANS

INDEX OF ROADWAY PLANS

SHEET NO.	SHEET DESCRIPTION
1	KEY SHEET
2	SUMMARY OF PAY ITEMS
3 - 6	TABULATION OF QUANTITIES
7	GENERAL NOTES
8	POLE DATA & LEGEND
9 - 18	POLE DATA
19 - 44	LIGHTING PLANS
45 - 50	STRUCTURAL ARM DETAILS
51 - 61	WIRING DETAILS
62	SERVICE POINT DETAILS
63 - 64	TRAFFIC CONTROL DETAILS
65	EROSION CONTROL DETAILS



PROJECT LOCATION



ROADWAY SHOP DRAWINGS
TO BE SUBMITTED TO:
JORDAN E. LEEP, P.E.
1777 MAIN STREET, SUITE 200
SARASOTA FL 34236
PHONE (941) 379-7600

PLANS PREPARED BY:
Kimley»Horn
1777 MAIN STREET, SUITE 200
SARASOTA, FL 34236
PHONE (941) 379-7600

NOTE: THE SCALE OF THESE PLANS MAY
HAVE CHANGED DUE TO REPRODUCTION.


GOVERNING STANDARD PLANS:
Florida Department of Transportation, FY2020-21 Standard Plans for Road and Bridge Construction and applicable Interim Revisions (IRs).

Standard Plans for Road Construction and associated IRs are available at the following website: <http://www.fdot.gov/design/standardplans>

APPLICABLE IRs:

GOVERNING STANDARD SPECIFICATIONS:
Florida Department of Transportation, January 2020 Standard Specifications for Road and Bridge Construction at the following website: <http://www.fdot.gov/programmanagement/Implemented/SpecBooks/default.shtm>

THEA PROJECT MANAGER: JUDITH VILLEGAS



BID PLANS
MARCH 2020

ROADWAY PLANS
ENGINEER OF RECORD: JORDAN E. LEEP, P.E.
P.E. NO.: 76102

This item has been digitally signed and sealed by Jordan E. Leep, P.E. on the date adjacent to the seal. Printed copies of this document are not considered signed and sealed and the signature must be verified on any electronic copies.

CONSTRUCTION CONTRACT NO.	FISCAL YEAR	SHEET NO.
O-01217	20	1

THE OFFICIAL RECORD OF THIS SHEET IS THE ELECTRONIC FILE DIGITALLY SIGNED AND SEALED UNDER RULE 61G15-23.004, F.A.C.

<i>THEA Aesthetic Lighting</i>		March 4, 2020	
SUMMARY OF PAY ITEMS			
ITEM NO.	ITEM	UNIT	PROJECT QUANTITY
101-1	Mobilization (4%)	LS	1
102-1	Maintenance of Traffic (4%)	LS	1
684-9-3	Outdoor Link System (OLSFX7)	EA	1,105
684-9-4	Outdoor Link System (OLSLX1)	EA	1,056
715-12-111A	Dyna Drum HO Color, QW RGBW, F&I (DDJ-221-ACHN)	EA	686
715-12-111B	Dyna Drum SO, RGBW, F&I (DDE-221-AALN)	EA	400
715-12-123B	Dyna Drum SO Color, Spread Lens, 60° F&I (DDSSL60)	EA	58
715-12-124	Dyna Drum HO Color, Spread Lens, 10°X60° F&I (DDHSL1060)	EA	686
715-12-132	Dyna Drum HO Color, Half Snoot (DDH2HSG)	EA	1,029

REVISIONS				JORDAN E. LEEP, P.E. P.E. LICENSE NUMBER 76102 KIMLEY-HORN AND ASSOCIATES, INC. 1777 MAIN STREET, SUITE 200 SARASOTA, FL 34236	TAMPA HILLSBOROUGH EXPRESSWAY AUTHORITY			<i>SUMMARY OF PAY ITEMS</i>	SHEET NO.
DATE	DESCRIPTION	DATE	DESCRIPTION		ROAD NO.	COUNTY	CONTRACT NO.		2
					S.R. 618	HILLSBOROUGH	O-01217		

TABULATION OF LUMINAIRE QUANTITIES

PAY ITEM NO.	DESCRIPTION	UNIT	SHEET NUMBERS																TOTAL THIS SHEET	
			19		20		21		22		23		24		25		26		PLAN	FINAL
			PLAN	FINAL	PLAN	FINAL	PLAN	FINAL	PLAN	FINAL	PLAN	FINAL	PLAN	FINAL	PLAN	FINAL				
715-12-111A	DYNA DRUM HO COLOR, QW RGBW, F&I (DDJ-221-ACHN)	EA			24		32		32		32		36		32		10		198	
715-12-111B	DYNA DRUM SO, RGBW, F&I, (DDE-221-AALN)	EA			12		32		16		16		18		16		7		117	

<table border="1"> <thead> <tr> <th colspan="4">REVISIONS</th> </tr> <tr> <th>DATE</th> <th>DESCRIPTION</th> <th>DATE</th> <th>DESCRIPTION</th> </tr> </thead> <tbody> <tr> <td> </td> <td> </td> <td> </td> <td> </td> </tr> </tbody> </table>				REVISIONS				DATE	DESCRIPTION	DATE	DESCRIPTION					JORDAN E. LEEP, P.E. P.E. LICENSE NUMBER 76102 KIMLEY-HORN AND ASSOCIATES, INC. 1777 MAIN STREET, SUITE 200 SARASOTA, FL 34236	TAMPA HILLSBOROUGH EXPRESSWAY AUTHORITY <hr/> ROAD NO. COUNTY CONTRACT NO. S.R. 618 HILLSBOROUGH O-01217	TABULATION OF QUANTITIES	SHEET NO. 3
REVISIONS																			
DATE	DESCRIPTION	DATE	DESCRIPTION																

THE OFFICIAL RECORD OF THIS SHEET IS THE ELECTRONIC FILE DIGITALLY SIGNED AND SEALED UNDER RULE 61G15-23.004, F.A.C.

TABULATION LUMINAIRE QUANTITIES

PAY ITEM NO.	DESCRIPTION	UNIT	SHEET NUMBERS																TOTAL THIS SHEET	
			27		28		29		30		31		32		33		34		PLAN	FINAL
			PLAN	FINAL	PLAN	FINAL	PLAN	FINAL	PLAN	FINAL	PLAN	FINAL	PLAN	FINAL	PLAN	FINAL	PLAN	FINAL		
715-12-111A	DYNA DRUM HO COLOR, QW RGBW, F&I (DDJ-221-ACHN)	EA			10		32		32		32		28		36		32		202	
715-12-111B	DYNA DRUM SO, RGBW, F&I, (DDE-221-AALN)	EA			6		16		16		16		14		18		16		102	

REVISIONS				JORDAN E. LEEP, P.E. P.E. LICENSE NUMBER 76102 KIMLEY-HORN AND ASSOCIATES, INC. 1777 MAIN STREET, SUITE 200 SARASOTA, FL 34236	TAMPA HILLSBOROUGH EXPRESSWAY AUTHORITY			TABULATION OF QUANTITIES	SHEET NO.
DATE	DESCRIPTION	DATE	DESCRIPTION		ROAD NO.	COUNTY	CONTRACT NO.		
						S.R. 618	HILLSBOROUGH		O-01217

THE OFFICIAL RECORD OF THIS SHEET IS THE ELECTRONIC FILE DIGITALLY SIGNED AND SEALED UNDER RULE 61G15-23.004, F.A.C.

TABULATION LUMINAIRE QUANTITIES

PAY ITEM NO.	DESCRIPTION	UNIT	SHEET NUMBERS																TOTAL THIS SHEET	
			35		36		37		38		39		40		41		42		PLAN	FINAL
			PLAN	FINAL	PLAN	FINAL	PLAN	FINAL	PLAN	FINAL	PLAN	FINAL	PLAN	FINAL	PLAN	FINAL	PLAN	FINAL		
715-12-111A	DYNA DRUM HO COLOR, QW RGBW, F&I (DDJ-221-ACHN)	EA	32		32		32		32		32		32		32		36		260	
715-12-111B	DYNA DRUM SO, RGBW, F&I, (DDE-221-AALN)	EA	16		16		16		36		16		32		16		18		166	

REVISIONS				JORDAN E. LEEP, P.E. P.E. LICENSE NUMBER 76102 KIMLEY-HORN AND ASSOCIATES, INC. 1777 MAIN STREET, SUITE 200 SARASOTA, FL 34236	TAMPA HILLSBOROUGH EXPRESSWAY AUTHORITY			TABULATION OF QUANTITIES	SHEET NO.
DATE	DESCRIPTION	DATE	DESCRIPTION		ROAD NO.	COUNTY	CONTRACT NO.		
					S.R. 618	HILLSBOROUGH	O-01217		5

THE OFFICIAL RECORD OF THIS SHEET IS THE ELECTRONIC FILE DIGITALLY SIGNED AND SEALED UNDER RULE 61G15-23.004, F.A.C.

TABULATION OF LUMINAIRE QUANTITIES

PAY ITEM NO.	DESCRIPTION	UNIT															TOTAL THIS SHEET		GRAND TOTAL	
			43		44															
			PLAN	FINAL	PLAN	FINAL	PLAN	FINAL	PLAN	FINAL	PLAN	FINAL	PLAN	FINAL	PLAN	FINAL	PLAN	FINAL		
715-12-111A	DYNA DRUM HO COLOR, QW RGBW, F&I (DDJ-221-ACHN)	EA	26														26		686	
715-12-111B	DYNA DRUM SO, RGBW, F&I, (DDE-221-AALN)	EA	15														15		400	

OUTDOOR LINK SYSTEM		
	LINK CABLE (1.64')	FEED CABLE (11.48')
PIER	6	6
STRADDLE BENT - MIDDLE	6	8
STRADDLE BENT - SIDE	4	
ABUTMENT - INSIDE	4	3
ABUTMENT - OUTSIDE	2	2

NOTE: THE QUANTITIES LISTED ABOVE ARE FOR EACH INDIVIDUAL STRUCTURE. SEE SUMMARY OF PAY ITEMS FOR OVERALL PROJECT QUANTITIES.

THE ABUTMENT QUANTITIES ARE FOR A COMPLETE ASSEMBLY, AS SHOWN ON THE ABUTMENT STRUCTURAL ARM DETAIL. REDUCE INSIDE LINK CABLE TO 3 FOR ABUTMENT 123. ABUTMENT 173 WILL NOT REQUIRE ANY OUTDOOR LINK SYSTEM COMPONENTS.

REVISIONS				JORDAN E. LEEP, P.E. P.E. LICENSE NUMBER 76102 KIMLEY-HORN AND ASSOCIATES, INC. 1777 MAIN STREET, SUITE 200 SARASOTA, FL 34236	TAMPA HILLSBOROUGH EXPRESSWAY AUTHORITY			TABULATION OF QUANTITIES	SHEET NO.
DATE	DESCRIPTION	DATE	DESCRIPTION		ROAD NO.	COUNTY	CONTRACT NO.		
					S.R. 618	HILLSBOROUGH	O-01217		

THE OFFICIAL RECORD OF THIS SHEET IS THE ELECTRONIC FILE DIGITALLY SIGNED AND SEALED UNDER RULE 61G15-23.004, F.A.C.

GENERAL NOTES

1. THE VERTICAL DATUM IS NAVD 1988.
2. THE LOCATION(S) OF THE UTILITIES SHOWN IN THE PLANS ARE BASED ON LIMITED INVESTIGATION TECHNIQUES AND HAVE BEEN GREYED BACK FOR CLARITY. THESE LOCATIONS SHOULD BE CONSIDERED APPROXIMATE ONLY. INSIDE THE BRIDGE DECK, THE EXISTING ELECTRICAL AND FIBER OPTIC CABLE VARY IN LOCATION WHEN THEY CROSS THROUGH DOG HOUSES. INTENT IS FOR PROPOSED CONDUIT TO RUN THROUGH VACANT HOLES AT EACH OF THE DOG HOUSES.
3. EXISTING UTILITIES ARE TO REMAIN IN PLACE UNLESS OTHERWISE NOTED.
4. UTILITY/AGENCY OWNERS:

COMPANY	PHONE NUMBER
AT&T	813-342-0512
CENTURYLINK	877-366-8344 EXT. 2
CENTURYLINK	303-992-9931
CHARTER COMMUNICATIONS / BRIGHT HOUSE NETWORKS	813-684-6100 EXT. 31243
FIBERNET DIRECT	305-552-2931
FRONTIER COMMUNICATIONS	813-947-5402
HILLSBOROUGH COUNTY PUBLIC UTILITIES DEPARTMENT	813-209-3044
KINDER MORGAN / CENTRAL FLORIDA PIPELINE	813-241-1124
TAMPA ELECTRIC COMPANY	813-275-3037
CITY OF TAMPA WATER	813-274-7096
TAMPA BAY WATER	813-929-4552
TECO PEOPLES GAS - TAMPA	813-309-5966
THEA	813-272-5615
VERIZON BUSINESS (MCI)	469-886-4238
5. PLACE ALL CONDUIT AND PULL BOXES OUT OF DITCH BOTTOMS AND IN DRY AREAS.
6. THE CONTRACTOR IS ALERTED THAT SIGNIFICANT PORTIONS OF THE PROJECT CONTAIN UNDERDRAIN STORMWATER TREATMENT SYSTEMS BETWEEN THE REL PIERS THAT MUST BE MAINTAINED AND CONTINUE TO FUNCTION DURING CONSTRUCTION. ANY DAMAGE TO THE EXISTING SYSTEMS WILL BE REPLACED OR REPAIRED TO THE SATISFACTION OF THE AUTHORITY AT THE CONTRACTORS EXPENSE.
7. PROHIBIT SINGLE LANE CLOSURES DURING ALL EVENTS AT AMALIE ARENA OR TAMPA CONVENTION CENTER WITH ANTICIPATED ATTENDANCE OF 10,000 OR MORE. ALSO PROHIBIT SINGLE LANE CLOSURE FOR EASTBOUND TRAFFIC ONE HOUR FOLLOWING MAJOR EVENTS PREVIOUSLY DESCRIBED.

REVISIONS				JORDAN E. LEEP, P.E. P.E. LICENSE NUMBER 76102 KIMLEY-HORN AND ASSOCIATES, INC. 1777 MAIN STREET, SUITE 200 SARASOTA, FL 34236	TAMPA HILLSBOROUGH EXPRESSWAY AUTHORITY			GENERAL NOTES	SHEET NO.
DATE	DESCRIPTION	DATE	DESCRIPTION		ROAD NO.	COUNTY	CONTRACT NO.		7
					S.R. 618	HILLSBOROUGH	O-01217		

POLE DATA

LUMINAIRE NO.	STATION	CIRCUIT	PHASE	DMX UNIV.	STRUCT. TYPE	ARM MOUNTING CONFIG.	HALF SNOOT	FIXTURE TYPE	LUMINAIRE LENS	CORD	ROTATION ANGLE Δ (°)	ROTATION ANGLE θ (°)
L-172-A	111+86.7	AA-2	A	B-1	PIER	TOP	YES	DD HO	10°x60°	OLS	100	72
L-172-B	111+86.7	AA-2	A	B-1	PIER	TOP	YES	DD SO	10°	OLS	90	72
L-172-D	111+86.7	AA-2	A	B-1	PIER	TOP	YES	DD HO	10°x60°	OLS	80	72
L-172-E	111+86.7	AA-2	A	B-1	PIER	TOP	YES	DD HO	10°x60°	OLS	80	72
L-172-F	111+86.7	AA-2	A	B-1	PIER	TOP	YES	DD SO	10°	OLS	90	72
L-172-H	111+86.7	AA-2	A	B-1	PIER	TOP	YES	DD HO	10°x60°	OLS	100	72
L-171-A	113+28.7	AA-2	B	B-2	PIER	TOP	YES	DD HO	10°x60°	OLS	100	72
L-171-B	113+28.7	AA-2	B	B-2	PIER	TOP	YES	DD SO	10°	OLS	90	72
L-171-D	113+28.7	AA-2	B	B-2	PIER	TOP	YES	DD HO	10°x60°	OLS	80	72
L-171-E	113+28.7	AA-2	B	B-2	PIER	TOP	YES	DD HO	10°x60°	OLS	80	72
L-171-F	113+28.7	AA-2	B	B-2	PIER	TOP	YES	DD SO	10°	OLS	90	72
L-171-H	113+28.7	AA-2	B	B-2	PIER	TOP	YES	DD HO	10°x60°	OLS	100	72
L-170-A	114+70.7	AA-2	A	B-3	PIER	TOP	YES	DD HO	10°x60°	OLS	100	72
L-170-B	114+70.7	AA-2	A	B-3	PIER	TOP	YES	DD SO	10°	OLS	90	72
L-170-D	114+70.7	AA-2	A	B-3	PIER	TOP	YES	DD HO	10°x60°	OLS	80	72
L-170-E	114+70.7	AA-2	A	B-3	PIER	TOP	YES	DD HO	10°x60°	OLS	80	72
L-170-F	114+70.7	AA-2	A	B-3	PIER	TOP	YES	DD SO	10°	OLS	90	72
L-170-H	114+70.7	AA-2	A	B-3	PIER	TOP	YES	DD HO	10°x60°	OLS	100	72
L-169-A	116+03.4	AA-1	A	B-4	PIER	TOP	YES	DD HO	10°x60°	OLS	100	72
L-169-B	116+03.4	AA-1	A	B-4	PIER	TOP	YES	DD SO	10°	OLS	90	72
L-169-D	116+03.4	AA-1	A	B-4	PIER	TOP	YES	DD HO	10°x60°	OLS	80	72
L-169-E	116+03.4	AA-1	A	B-4	PIER	TOP	YES	DD HO	10°x60°	OLS	80	72
L-169-F	116+03.4	AA-1	A	B-4	PIER	TOP	YES	DD SO	10°	OLS	90	72
L-169-H	116+03.4	AA-1	A	B-4	PIER	TOP	YES	DD HO	10°x60°	OLS	100	72
L-168-A	117+45.4	AA-1	B	B-5	PIER	TOP	YES	DD HO	10°x60°	OLS	100	72
L-168-B	117+45.4	AA-1	B	B-5	PIER	TOP	YES	DD SO	10°	OLS	90	72
L-168-D	117+45.4	AA-1	B	B-5	PIER	TOP	YES	DD HO	10°x60°	OLS	80	72
L-168-E	117+45.4	AA-1	B	B-5	PIER	TOP	YES	DD HO	10°x60°	OLS	80	72
L-168-F	117+45.4	AA-1	B	B-5	PIER	TOP	YES	DD SO	10°	OLS	90	72
L-168-H	117+45.4	AA-1	B	B-5	PIER	TOP	YES	DD HO	10°x60°	OLS	100	72
L-167-A	118+40.7	AA-1	B	B-6	PIER	TOP	YES	DD HO	10°x60°	OLS	100	72
L-167-B	118+40.7	AA-1	B	B-6	PIER	TOP	YES	DD SO	10°	OLS	90	72
L-167-D	118+40.7	AA-1	B	B-6	PIER	TOP	YES	DD HO	10°x60°	OLS	80	72
L-167-E	118+40.7	AA-1	B	B-6	PIER	TOP	YES	DD HO	10°x60°	OLS	80	72
L-167-F	118+40.7	AA-1	B	B-6	PIER	TOP	YES	DD SO	10°	OLS	90	72
L-167-H	118+40.7	AA-1	B	B-6	PIER	TOP	YES	DD HO	10°x60°	OLS	100	72
L-166-A	119+36.0	AA-1	A	B-7	PIER	TOP	YES	DD HO	10°x60°	OLS	100	72
L-166-B	119+36.0	AA-1	A	B-7	PIER	TOP	YES	DD SO	10°	OLS	90	72
L-166-D	119+36.0	AA-1	A	B-7	PIER	TOP	YES	DD HO	10°x60°	OLS	80	72
L-166-E	119+36.0	AA-1	A	B-7	PIER	TOP	YES	DD HO	10°x60°	OLS	80	72
L-166-F	119+36.0	AA-1	A	B-7	PIER	TOP	YES	DD SO	10°	OLS	90	72
L-166-H	119+36.0	AA-1	A	B-7	PIER	TOP	YES	DD HO	10°x60°	OLS	100	72
L-165L-A	120+68.7	AA-4	A	B-8	S.B.	TOP	NO	DD SO	60°	OLS	160	72
L-165L-C	120+68.7	AA-4	A	B-8	S.B.	TOP	NO	DD SO	60°	OLS	20	72
L-165-A	120+68.7	AA-6	A	B-9	S.B.	TOP	YES	DD HO	10°x60°	OLS	80	72
L-165-B	120+68.7	AA-6	A	B-9	S.B.	TOP	YES	DD SO	10°	OLS	90	72
L-165-C	120+68.7	AA-6	A	B-9	S.B.	TOP	YES	DD HO	10°x60°	OLS	100	72

LEGEND

- ● — EXIST. DIRECT BURIED CONDUIT
- ●● — EXIST. DIRECTIONAL DRILLED CONDUIT
- ● — EXIST. ABOVE GROUND, CONCRETE MOUNTED CONDUIT
- EXIST. LOCATION OF 13" X 24" LIGHTING PULL BOX
- ◆ EXIST. SERVICE POINT
- EXIST. LOAD CENTER

LUMINAIRE INFORMATION

MANUFACTURER: ACCLAIM LIGHTING, DYNA DRUM HO QW COLOR
 DYNA DRUM HO QW 10°X60°.IES USED AS THE BASIS OF DESIGN,
 WIRED FOR 240/480V OPERATION.
 SEE POLE DATA TABLE FOR ARM MOUNTING CONFIGURATION, LENS TYPE, AND
 ROTATION ANGLE. NEW LUMINAIRE. FOR STRUCTURAL ARM INFORMATION, SEE
 DETAILS.

MANUFACTURER: ACCLAIM LIGHTING, DYNA DRUM SO
 DYNA DRUM SO 10°.IES OR
 DYNA DRUM SO 60°.IES
 USED AS THE BASIS OF DESIGN, WIRED FOR 240/480V OPERATION.
 SEE POLE DATA TABLE FOR ARM MOUNTING CONFIGURATION, LENS TYPE, AND
 ROTATION ANGLE. NEW LUMINAIRE. FOR STRUCTURAL ARM INFORMATION, SEE
 DETAILS.

TABLE ABBREVIATIONS

- UNIV. = UNIVERSE
- STRUCT. = STRUCTURE
- R.W. = RETAINING WALL
- ABUT. = ABUTMENT
- S.B. = STRADDLE BENT
- CONFIG. = CONFIGURATION
- BOT. = BOTTOM
- DD SO = DYNA DRUM SO
- DD HO = DYNA DRUM HO
- OLS = OUTDOOR LINK SYSTEM
- STD. = STANDARD

REVISIONS				JORDAN E. LEEP, P.E. P.E. LICENSE NUMBER 76102 KIMLEY-HORN AND ASSOCIATES, INC. 1777 MAIN STREET, SUITE 200 SARASOTA, FL 34236	TAMPA HILLSBOROUGH EXPRESSWAY AUTHORITY			POLE DATA & LEGEND	SHEET NO.
DATE	DESCRIPTION	DATE	DESCRIPTION		ROAD NO.	COUNTY	CONTRACT NO.		8
					S.R. 618	HILLSBOROUGH	O-01217		

THE OFFICIAL RECORD OF THIS SHEET IS THE ELECTRONIC FILE DIGITALLY SIGNED AND SEALED UNDER RULE 61G15-23.004, F.A.C.

POLE DATA

Table with 13 columns: LUMINAIRE NO., STATION, CIRCUIT, PHASE, DMX UNIV., STRUCT. TYPE, ARM MOUNTING CONFIG., HALF SNOOT, FIXTURE TYPE, LUMINAIRE LENS, CORD, ROTATION ANGLE Δ (°), ROTATION ANGLE Θ (°). Contains 100 rows of pole data.

POLE DATA

Table with 13 columns: LUMINAIRE NO., STATION, CIRCUIT, PHASE, DMX UNIV., STRUCT. TYPE, ARM MOUNTING CONFIG., HALF SNOOT, FIXTURE TYPE, LUMINAIRE LENS, CORD, ROTATION ANGLE Δ (°), ROTATION ANGLE Θ (°). Contains 100 rows of pole data.

REVISIONS

Table with 4 columns: DATE, DESCRIPTION, DATE, DESCRIPTION. Contains revision information.

JORDAN E. LEEP, P.E.
P.E. LICENSE NUMBER 76102
KIMLEY-HORN AND ASSOCIATES, INC.
1777 MAIN STREET, SUITE 200
SARASOTA, FL 34236

TAMPA HILLSBOROUGH EXPRESSWAY AUTHORITY

Table with 3 columns: ROAD NO., COUNTY, CONTRACT NO. Values: S.R. 618, HILLSBOROUGH, O-01217

POLE DATA

SHEET NO.

9

THE OFFICIAL RECORD OF THIS SHEET IS THE ELECTRONIC FILE DIGITALLY SIGNED AND SEALED UNDER RULE 61G15-23.004, F.A.C.

POLE DATA

POLE DATA

Table with 13 columns: LUMINAIRE NO., STATION, CIRCUIT, PHASE, DMX UNIV., STRUCT. TYPE, ARM MOUNTING CONFIG., HALF SNOOT, FIXTURE TYPE, LUMINAIRE LENS, CORD, ROTATION ANGLE Δ (°), ROTATION ANGLE θ (°). Rows include L-116-E to L-107-A.

Table with 13 columns: LUMINAIRE NO., STATION, CIRCUIT, PHASE, DMX UNIV., STRUCT. TYPE, ARM MOUNTING CONFIG., HALF SNOOT, FIXTURE TYPE, LUMINAIRE LENS, CORD, ROTATION ANGLE Δ (°), ROTATION ANGLE θ (°). Rows include L-107-B to L-99-F.

REVISIONS

Table with 4 columns: DATE, DESCRIPTION, DATE, DESCRIPTION. Includes revision details.

JORDAN E. LEEP, P.E.
P.E. LICENSE NUMBER 76102
KIMLEY-HORN AND ASSOCIATES, INC.
1777 MAIN STREET, SUITE 200
SARASOTA, FL 34236

TAMPA HILLSBOROUGH EXPRESSWAY AUTHORITY

Table with 3 columns: ROAD NO., COUNTY, CONTRACT NO. Values: S.R. 618, HILLSBOROUGH, O-01217.

POLE DATA

SHEET NO.

12

THE OFFICIAL RECORD OF THIS SHEET IS THE ELECTRONIC FILE DIGITALLY SIGNED AND SEALED UNDER RULE 61G15-23.004, F.A.C.

POLE DATA

Table with 13 columns: LUMINAIRE NO., STATION, CIRCUIT, PHASE, DMX UNIV., STRUCT. TYPE, ARM MOUNTING CONFIG., HALF SNOOT, FIXTURE TYPE, LUMINAIRE LENS, CORD, ROTATION ANGLE Δ (°), ROTATION ANGLE Θ (°). Rows include L-47-H through L-41-A.

POLE DATA

Table with 13 columns: LUMINAIRE NO., STATION, CIRCUIT, PHASE, DMX UNIV., STRUCT. TYPE, ARM MOUNTING CONFIG., HALF SNOOT, FIXTURE TYPE, LUMINAIRE LENS, CORD, ROTATION ANGLE Δ (°), ROTATION ANGLE Θ (°). Rows include L-41-B through L-33-F.

REVISIONS

Table with 4 columns: DATE, DESCRIPTION, DATE, DESCRIPTION. For tracking changes to the data.

JORDAN E. LEEP, P.E.
P.E. LICENSE NUMBER 76102
KIMLEY-HORN AND ASSOCIATES, INC.
1777 MAIN STREET, SUITE 200
SARASOTA, FL 34236

TAMPA HILLSBOROUGH EXPRESSWAY AUTHORITY

Table with 3 columns: ROAD NO., COUNTY, CONTRACT NO. Values: S.R. 618, HILLSBOROUGH, O-01217.

POLE DATA

SHEET NO.

16

THE OFFICIAL RECORD OF THIS SHEET IS THE ELECTRONIC FILE DIGITALLY SIGNED AND SEALED UNDER RULE 61G15-23.004, F.A.C.

POLE DATA

Table with 13 columns: LUMINAIRE NO., STATION, CIRCUIT, PHASE, DMX UNIV., STRUCT. TYPE, ARM MOUNTING CONFIG., HALF SNOOT, FIXTURE TYPE, LUMINAIRE LENS, CORD, ROTATION ANGLE Δ (°), ROTATION ANGLE Θ (°). Contains 100 rows of pole data.

POLE DATA

Table with 13 columns: LUMINAIRE NO., STATION, CIRCUIT, PHASE, DMX UNIV., STRUCT. TYPE, ARM MOUNTING CONFIG., HALF SNOOT, FIXTURE TYPE, LUMINAIRE LENS, CORD, ROTATION ANGLE Δ (°), ROTATION ANGLE Θ (°). Contains 100 rows of pole data.

REVISIONS

Table with 4 columns: DATE, DESCRIPTION, DATE, DESCRIPTION. Includes a column for the engineering firm: JORDAN E. LEEP, P.E. P.E. LICENSE NUMBER 76102 KIMLEY-HORN AND ASSOCIATES, INC. 1777 MAIN STREET, SUITE 200 SARASOTA, FL 34236

TAMPA HILLSBOROUGH EXPRESSWAY AUTHORITY

Table with 3 columns: ROAD NO., COUNTY, CONTRACT NO. Values: S.R. 618, HILLSBOROUGH, O-01217

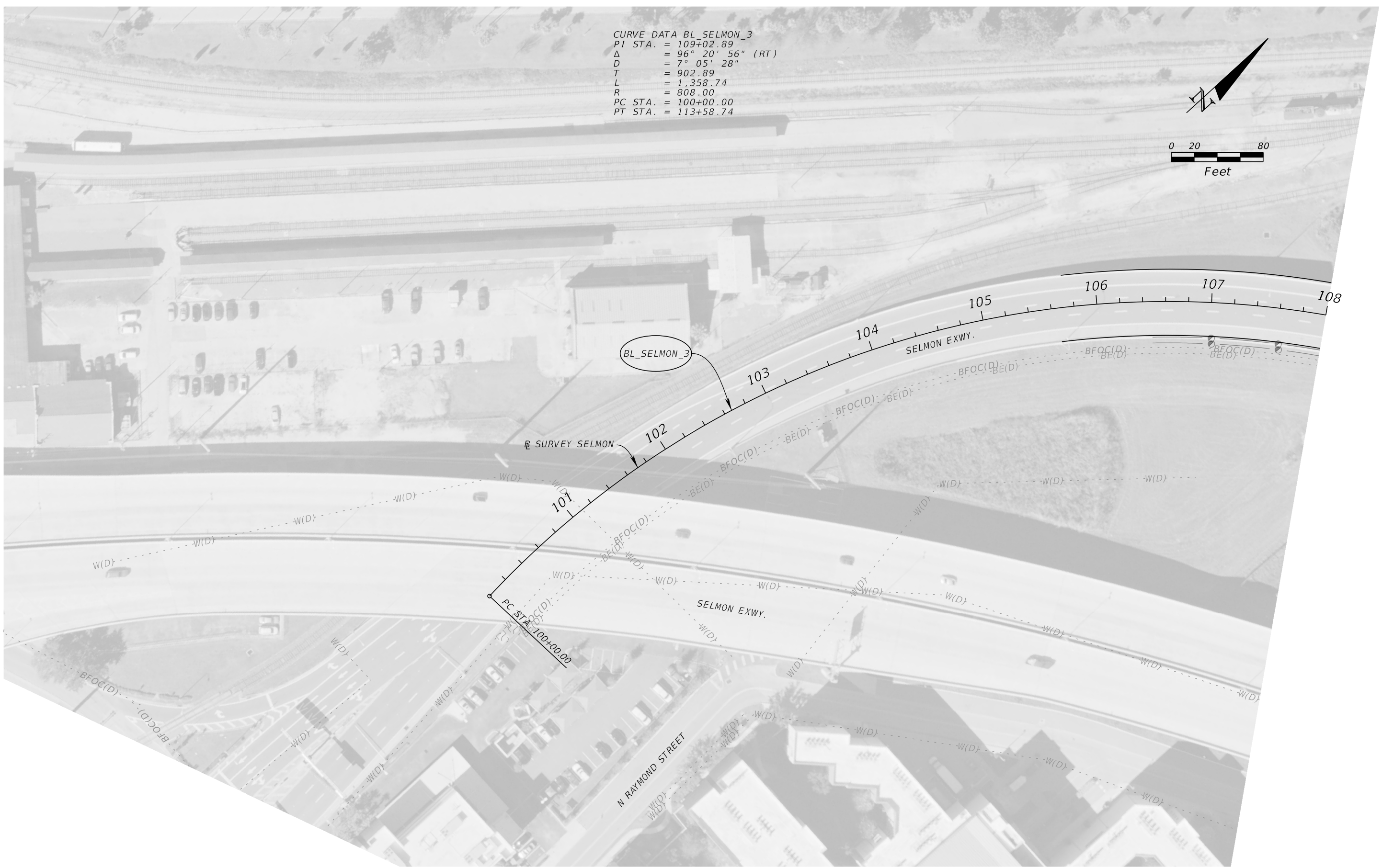
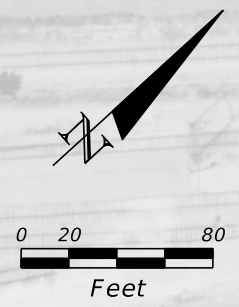
POLE DATA

SHEET NO.

17

THE OFFICIAL RECORD OF THIS SHEET IS THE ELECTRONIC FILE DIGITALLY SIGNED AND SEALED UNDER RULE 61G15-23.004, F.A.C.

CURVE DATA BL_SELMON_3
 PI STA. = 109+02.89
 Δ = 96° 20' 56" (RT)
 D = 7° 05' 28"
 T = 902.89
 L = 1,358.74
 R = 808.00
 PC STA. = 100+00.00
 PT STA. = 113+58.74



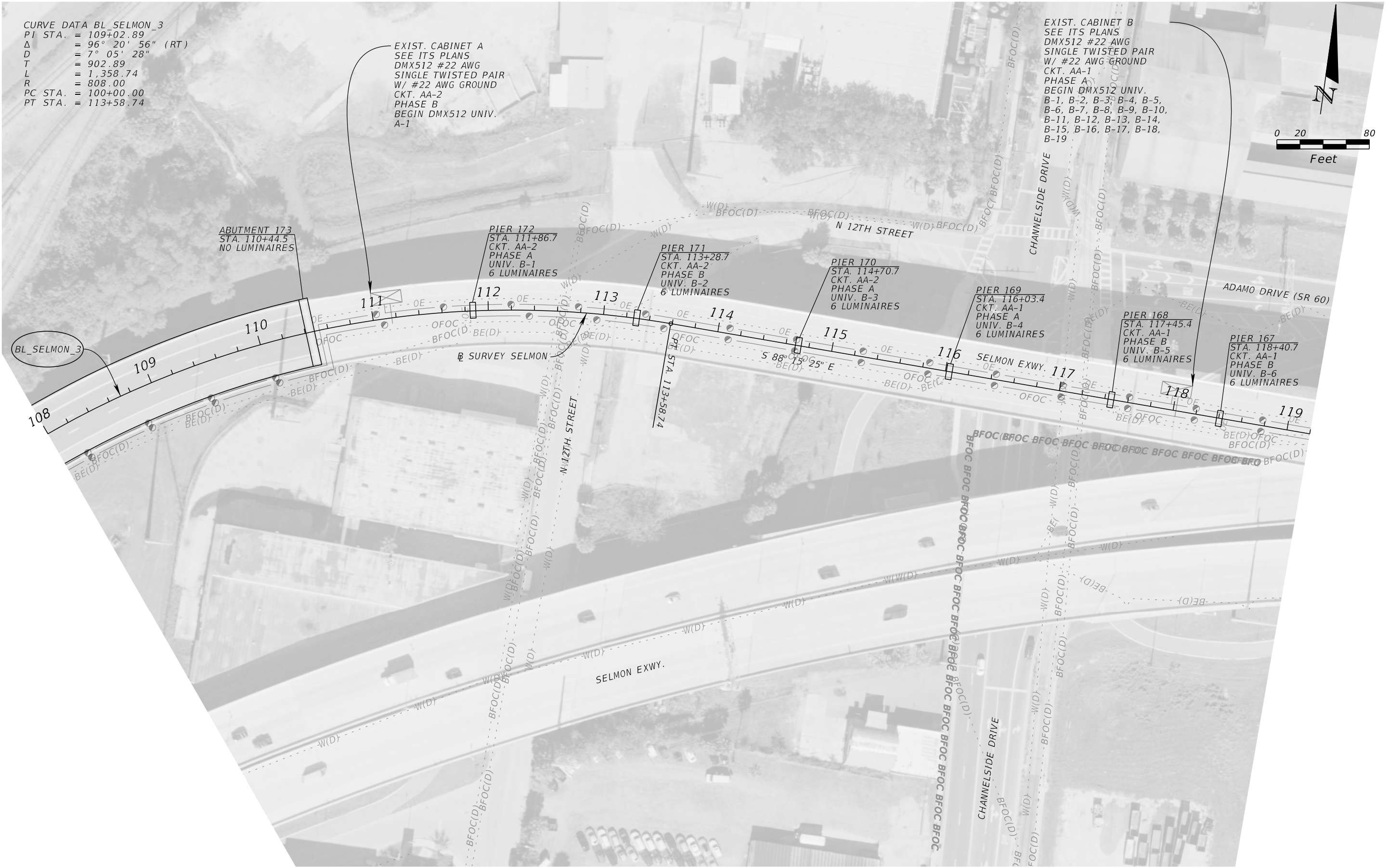
REVISIONS				JORDAN E. LEEP, P.E. P.E. LICENSE NUMBER 76102 KIMLEY-HORN AND ASSOCIATES, INC. 1777 MAIN STREET, SUITE 200 SARASOTA, FL 34236	TAMPA HILLSBOROUGH EXPRESSWAY AUTHORITY			LIGHTING PLAN (1)	SHEET NO. 19
DATE	DESCRIPTION	DATE	DESCRIPTION		ROAD NO.	COUNTY	CONTRACT NO.		
				S.R. 618	HILLSBOROUGH	O-01217			

THE OFFICIAL RECORD OF THIS SHEET IS THE ELECTRONIC FILE DIGITALLY SIGNED AND SEALED UNDER RULE 61G15-23.004, F.A.C.

CURVE DATA BL_SELMON_3
 PI STA. = 109+02.89
 Δ = 96° 20' 56" (RT)
 D = 7° 05' 28"
 T = 902.89
 L = 1,358.74
 R = 808.00
 PC STA. = 100+00.00
 PT STA. = 113+58.74

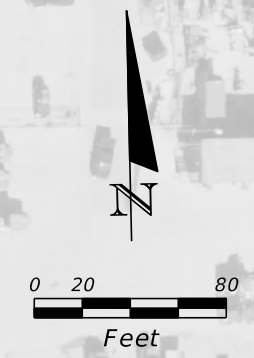
EXIST. CABINET A
 SEE ITS PLANS
 DMX512 #22 AWG
 SINGLE TWISTED PAIR
 W/ #22 AWG GROUND
 CKT. AA-2
 PHASE B
 BEGIN DMX512 UNIV.
 A-1

EXIST. CABINET B
 SEE ITS PLANS
 DMX512 #22 AWG
 SINGLE TWISTED PAIR
 W/ #22 AWG GROUND
 CKT. AA-1
 PHASE A
 BEGIN DMX512 UNIV.
 B-1, B-2, B-3, B-4, B-5,
 B-6, B-7, B-8, B-9, B-10,
 B-11, B-12, B-13, B-14,
 B-15, B-16, B-17, B-18,
 B-19



REVISIONS				JORDAN E. LEEP, P.E. P.E. LICENSE NUMBER 76102 KIMLEY-HORN AND ASSOCIATES, INC. 1777 MAIN STREET, SUITE 200 SARASOTA, FL 34236	TAMPA HILLSBOROUGH EXPRESSWAY AUTHORITY			LIGHTING PLAN (2) SHEET NO. 20
DATE	DESCRIPTION	DATE	DESCRIPTION		ROAD NO.	COUNTY	CONTRACT NO.	
					S.R. 618	HILLSBOROUGH	O-01217	

THE OFFICIAL RECORD OF THIS SHEET IS THE ELECTRONIC FILE DIGITALLY SIGNED AND SEALED UNDER RULE 61G15-23.004, F.A.C.



EXIST. LOAD CENTER AA
 STA. 120+41.36, 25.28 LT.
 240/480V 2 PHASE
 3 WIRE + GROUND
 MAIN BREAKER 150 AMP
 BEGIN CKT. - CKT. BREAKER:
 AA-1 - 30 AMP
 AA-2 - 30 AMP
 AA-3 - 20 AMP
 AA-4 - 20 AMP
 AA-5 - 20 AMP
 AA-6 - 20 AMP

EXIST. SERVICE
 POINT LOCATION

PIER 166
 STA. 119+36.0
 CKT. AA-1
 PHASE A
 UNIV. B-7
 6 LUMINAIRES

STRADDLE BENT 165L
 STA. 120+68.7
 CKT. AA-4
 PHASE A
 UNIV. B-8
 2 LUMINAIRES

STRADDLE BENT 165
 STA. 120+68.7
 CKT. AA-6
 PHASE A
 UNIV. B-9
 6 LUMINAIRES

STRADDLE BENT 164L
 STA. 122+10.9
 CKT. AA-4
 PHASE B
 UNIV. B-11
 2 LUMINAIRES

STRADDLE BENT 163L
 STA. 123+52.7
 CKT. AA-4
 PHASE A
 UNIV. B-14
 2 LUMINAIRES

STRADDLE BENT 162L
 STA. 124+94.7
 CKT. AA-4
 PHASE B
 UNIV. B-17
 2 LUMINAIRES

PIER 161
 STA. 126+36.7
 CKT. BB-3
 PHASE A
 UNIV. C-1
 6 LUMINAIRES

PIER 160
 STA. 127+78.7
 CKT. BB-3
 PHASE B
 UNIV. C-2
 6 LUMINAIRES

PIER 159
 STA. 129+20.7
 CKT. BB-3
 PHASE A
 UNIV. C-3
 6 LUMINAIRES



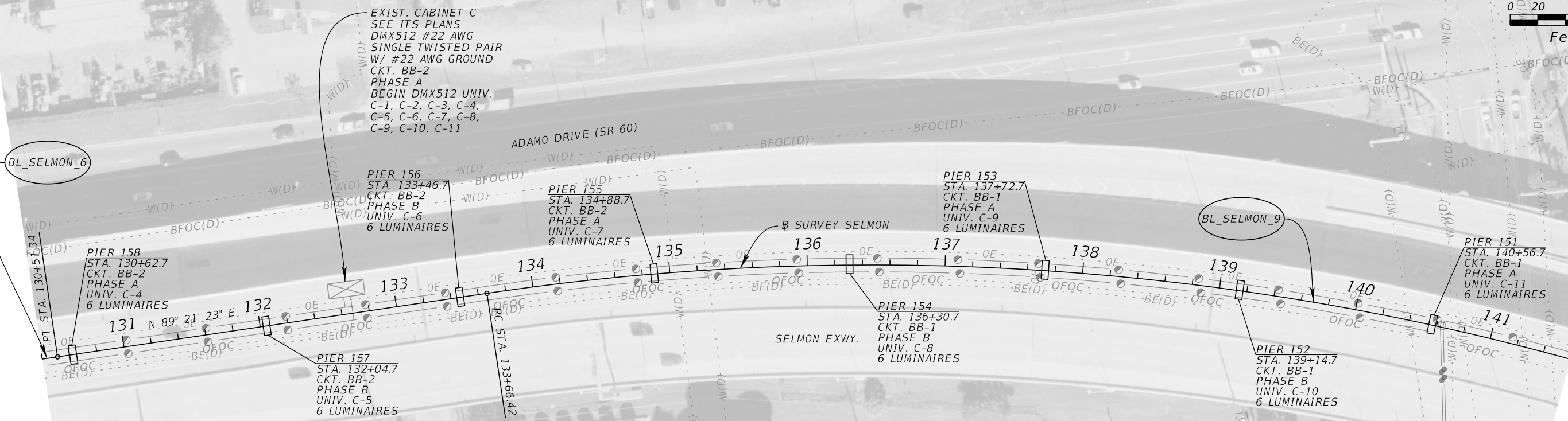

CURVE DATA BL SELMON 6
 PI STA. = 128+12.71
 Δ = 2° 23' 12" (LT)
 D = 0° 30' 00"
 T = 238.70
 L = 477.32
 R = 11,459.00
 PC STA. = 125+74.02
 PT STA. = 130+51.34

REVISIONS				JORDAN E. LEEP, P.E. P.E. LICENSE NUMBER 76102 KIMLEY-HORN AND ASSOCIATES, INC. 1777 MAIN STREET, SUITE 200 SARASOTA, FL 34236	TAMPA HILLSBOROUGH EXPRESSWAY AUTHORITY			SHEET NO. LIGHTING PLAN (3) 21
DATE	DESCRIPTION	DATE	DESCRIPTION		ROAD NO.	COUNTY	CONTRACT NO.	
					S.R. 618	HILLSBOROUGH	O-01217	

THE OFFICIAL RECORD OF THIS SHEET IS THE ELECTRONIC FILE DIGITALLY SIGNED AND SEALED UNDER RULE 61G15-23.004, F.A.C.

CURVE DATA BL_SELMON_6
 PI STA. = 128+12.71
 Δ = 2° 23' 12" (LT)
 D = 0° 30' 00"
 T = 238.70
 L = 477.32
 R = 11,459.00
 PC STA. = 125+74.02
 PT STA. = 130+51.34

CURVE DATA BL_SELMON_9
 PI STA. = 140+28.78
 Δ = 38° 15' 15" (RT)
 D = 3° 00' 00"
 T = 662.36
 L = 1,275.14
 R = 1,909.86
 PC STA. = 133+66.42
 PT STA. = 146+41.56



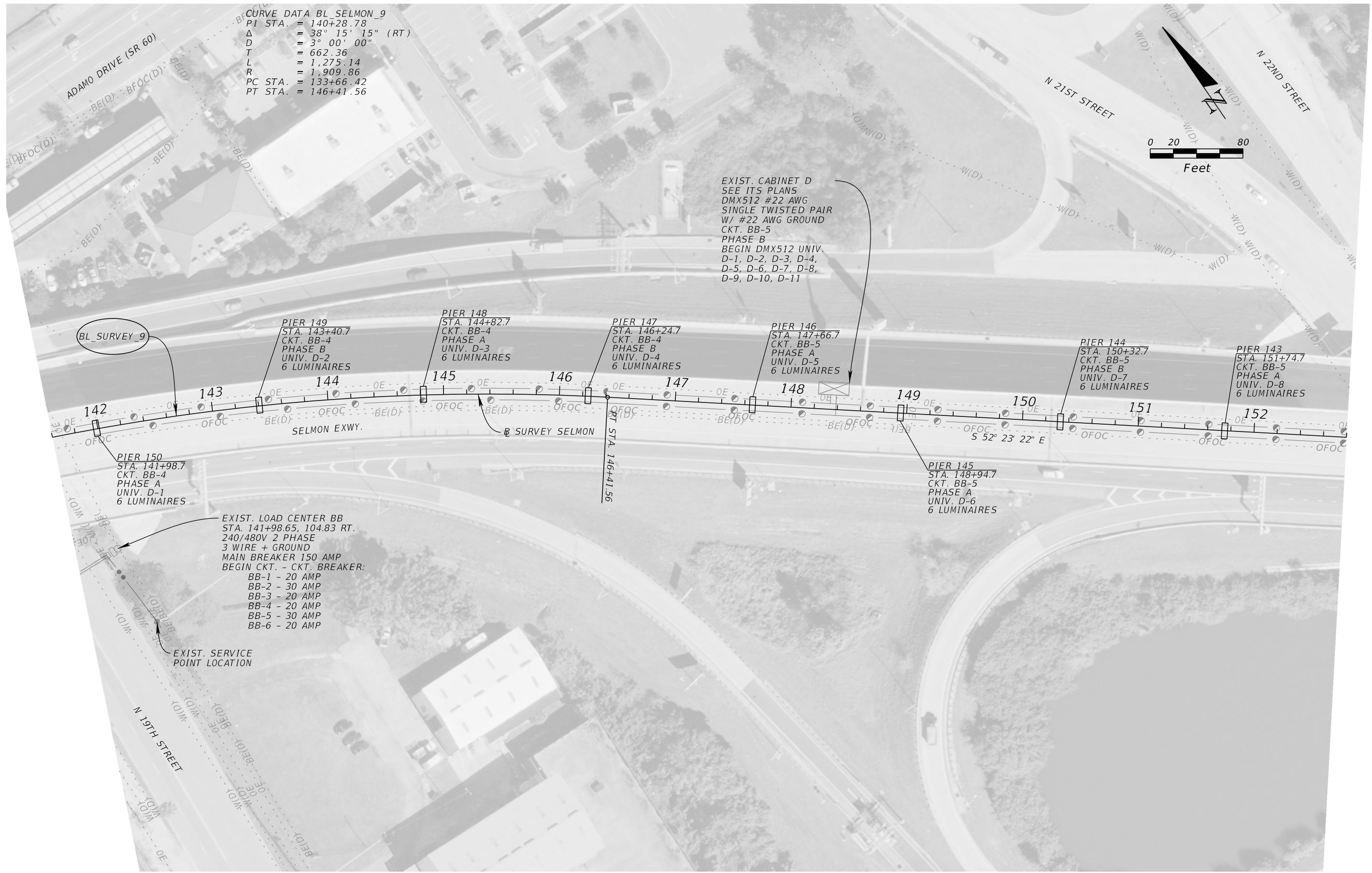
EXIST. CABINET C
 SEE ITS PLANS
 DMX512 #22 AWG
 SINGLE TWISTED PAIR
 W/ #22 AWG GROUND
 CKT. BB-2
 PHASE A
 BEGIN DMX512 UNIV.
 C-1, C-2, C-3, C-4,
 C-5, C-6, C-7, C-8,
 C-9, C-10, C-11

BL_SELMON_6

BL_SELMON_9

REVISIONS				JORDAN E. LEEP, P.E. P.E. LICENSE NUMBER 76102 KIMLEY-HORN AND ASSOCIATES, INC. 1777 MAIN STREET, SUITE 200 SARASOTA, FL 34236	TAMPA HILLSBOROUGH EXPRESSWAY AUTHORITY			SHEET NO. 22
DATE	DESCRIPTION	DATE	DESCRIPTION		ROAD NO.	COUNTY	CONTRACT NO.	
				S.R. 618	HILLSBOROUGH	O-01217	LIGHTING PLAN (4)	

THE OFFICIAL RECORD OF THIS SHEET IS THE ELECTRONIC FILE DIGITALLY SIGNED AND SEALED UNDER RULE 61G15-23.004, F.A.C.



REVISIONS			
DATE	DESCRIPTION	DATE	DESCRIPTION

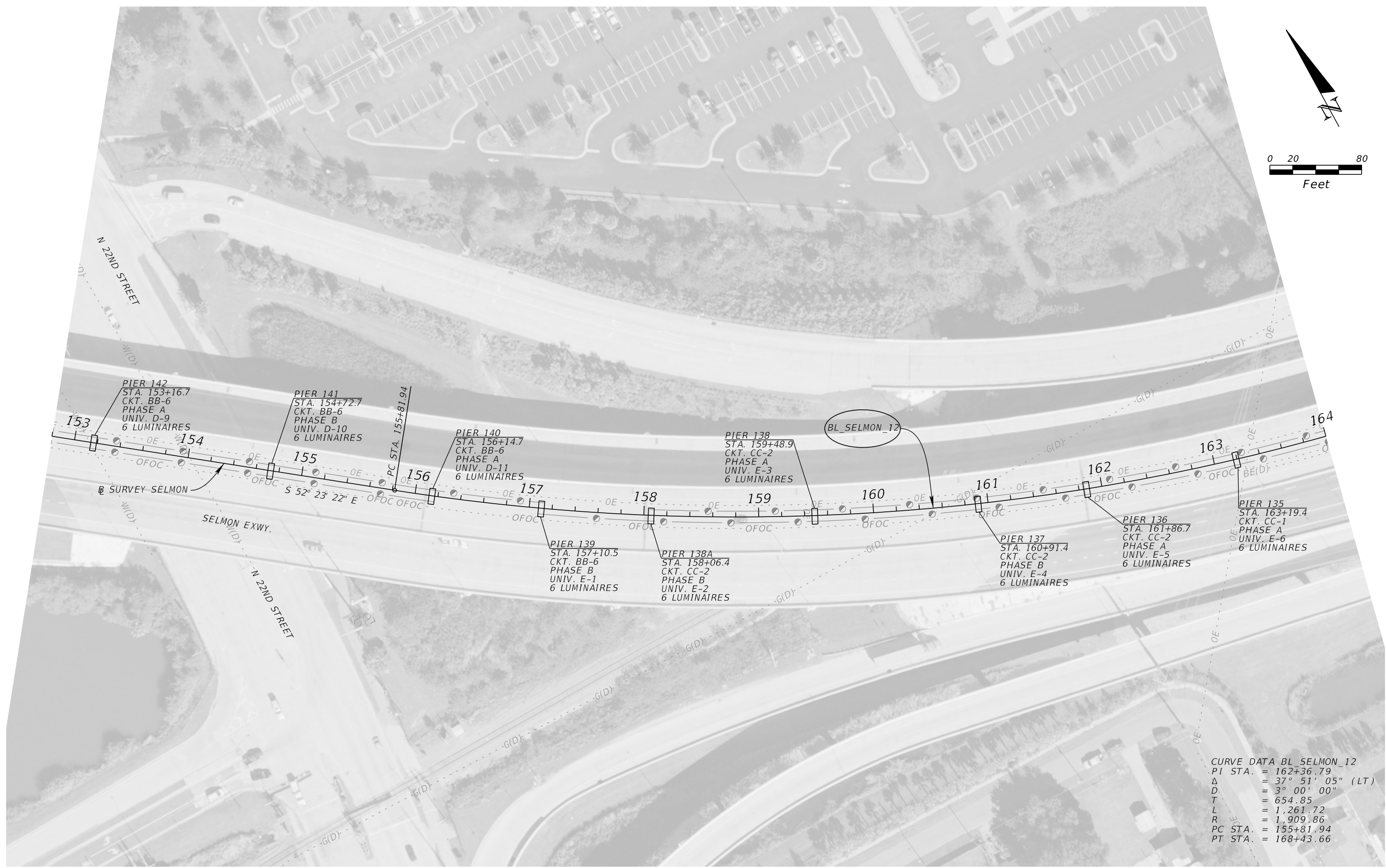
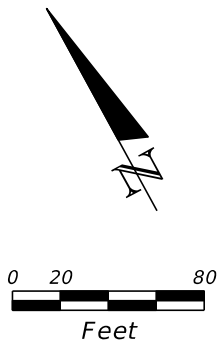
JORDAN E. LEEP, P.E.
 P.E. LICENSE NUMBER 76102
 KIMLEY-HORN AND ASSOCIATES, INC.
 1777 MAIN STREET, SUITE 200
 SARASOTA, FL 34236

TAMPA HILLSBOROUGH EXPRESSWAY AUTHORITY		
ROAD NO.	COUNTY	CONTRACT NO.
S.R. 618	HILLSBOROUGH	O-01217

LIGHTING PLAN (5)

SHEET NO.
23

THE OFFICIAL RECORD OF THIS SHEET IS THE ELECTRONIC FILE DIGITALLY SIGNED AND SEALED UNDER RULE 61G15-23.004, F.A.C.



CURVE DATA BL_SELMON_12
 PI STA. = 162+36.79
 Δ = 37° 51' 05" (LT)
 D = 3° 00' 00"
 T = 654.85
 L = 1,261.72
 R = 1,909.86
 PC STA. = 155+81.94
 PT STA. = 168+43.66

REVISIONS			
DATE	DESCRIPTION	DATE	DESCRIPTION

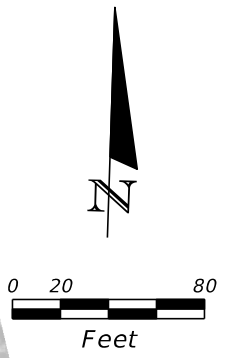
JORDAN E. LEEP, P.E.
 P.E. LICENSE NUMBER 76102
 KIMLEY-HORN AND ASSOCIATES, INC.
 1777 MAIN STREET, SUITE 200
 SARASOTA, FL 34236

TAMPA HILLSBOROUGH EXPRESSWAY AUTHORITY		
ROAD NO.	COUNTY	CONTRACT NO.
S.R. 618	HILLSBOROUGH	O-01217


LIGHTING PLAN (6)

SHEET NO.
24

THE OFFICIAL RECORD OF THIS SHEET IS THE ELECTRONIC FILE DIGITALLY SIGNED AND SEALED UNDER RULE 61G15-23.004, F.A.C.



EXIST. CABINET E
SEE ITS PLANS
DMX512 #22 AWG
SINGLE TWISTED PAIR
W/ #22 AWG GROUND
CKT. CC-1
OE PHASE B
BEGIN DMX512 UNIV.
E-1, E-2, E-3, E-4,
E-5, E-6, E-7, E-8,
E-9, E-10, E-11, E-12



CURVE DATA BL_SELMON_12
PI STA. = 162+36.79
Δ = 37° 51' 05" (LT)
D = 3° 00' 00"
T = 654.85
L = 1,261.72
R = 1,909.86
PC STA. = 155+81.94
PT STA. = 168+43.66

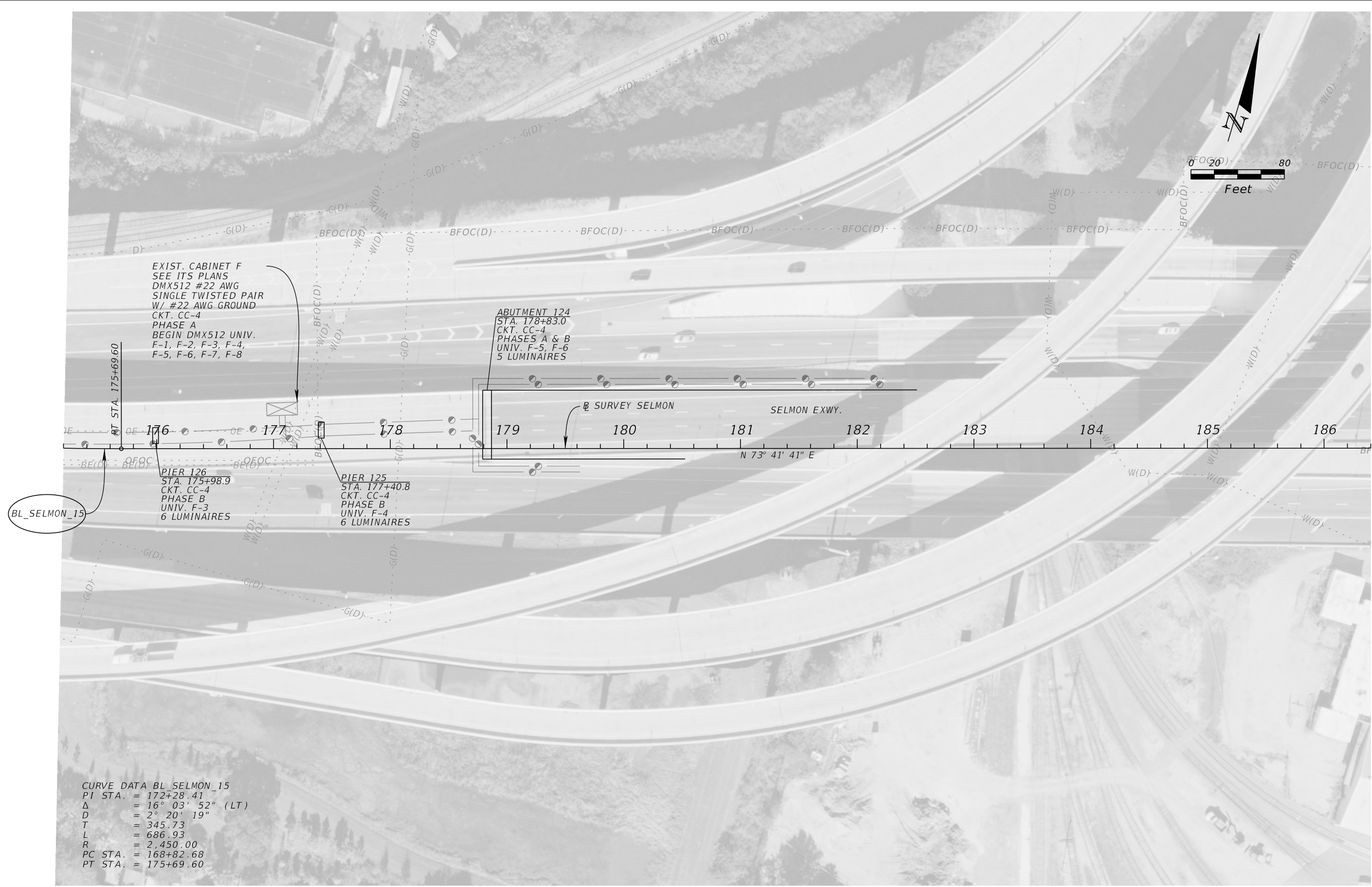
EXIST. LOAD CENTER CC
STA. 168+76.17, 190.12 RT.
240/480V 2 PHASE
3 WIRE + GROUND
MAIN BREAKER 150 AMP
BEGIN CKT. - CKT. BREAKER:
CC-1 - 30 AMP
CC-2 - 30 AMP
CC-3 - 30 AMP
CC-4 - 30 AMP
CC-5 - 20 AMP

CURVE DATA BL_SELMON_15
PI STA. = 172+28.41
Δ = 16° 03' 52" (LT)
D = 2° 20' 19"
T = 345.73
L = 686.93
R = 2,450.00
PC STA. = 168+82.68
PT STA. = 175+69.60

REVISIONS				JORDAN E. LEEP, P.E. P.E. LICENSE NUMBER 76102 KIMLEY-HORN AND ASSOCIATES, INC. 1777 MAIN STREET, SUITE 200 SARASOTA, FL 34236	TAMPA HILLSBOROUGH EXPRESSWAY AUTHORITY			SHEET NO. 25
DATE	DESCRIPTION	DATE	DESCRIPTION		ROAD NO.	COUNTY	CONTRACT NO.	
					S.R. 618	HILLSBOROUGH	O-01217	

LIGHTING PLAN (7)

THE OFFICIAL RECORD OF THIS SHEET IS THE ELECTRONIC FILE DIGITALLY SIGNED AND SEALED UNDER RULE 61G15-23.004, F.A.C.




THE OFFICIAL RECORD OF THIS SHEET IS THE ELECTRONIC FILE DIGITALLY SIGNED AND SEALED UNDER RULE 61G15-23.004, F.A.C.

REVISIONS				TAMPA HILLSBOROUGH EXPRESSWAY AUTHORITY			SHEET NO.
DATE	DESCRIPTION	DATE	DESCRIPTION	ROAD NO.	COUNTY	CONTRACT NO.	
				S.R. 618	HILLSBOROUGH	O-01217	26

JORDAN E. LEEP, P.E.
P.E. LICENSE NUMBER 76102
KIMLEY-HORN AND ASSOCIATES, INC.
1777 MAIN STREET, SUITE 200
SARASOTA, FL 34236

LIGHTING PLAN (8)



CURVE DATA BL SELMON_18
 PI STA. = 215+39.48
 Δ = 42° 52' 40" (RT)
 D = 2° 20' 19"
 T = 962.06
 L = 1,833.47
 R = 2,450.00
 PC STA. = 205+77.42
 PT STA. = 224+10.89

REVISIONS			
DATE	DESCRIPTION	DATE	DESCRIPTION


JORDAN E. LEEP, P.E.
 P.E. LICENSE NUMBER 76102
 KIMLEY-HORN AND ASSOCIATES, INC.
 1777 MAIN STREET, SUITE 200
 SARASOTA, FL 34236

TAMPA HILLSBOROUGH EXPRESSWAY AUTHORITY		
ROAD NO.	COUNTY	CONTRACT NO.
S.R. 618	HILLSBOROUGH	O-01217

LIGHTING PLAN (9)

27

THE OFFICIAL RECORD OF THIS SHEET IS THE ELECTRONIC FILE DIGITALLY SIGNED AND SEALED UNDER RULE 61G15-23.004, F.A.C.



EXIST. LOAD CENTER DD
 STA. 209+43.47, 142.42 LT.
 240/480V 2 PHASE
 3 WIRE + GROUND
 MAIN BREAKER 50 AMP
 BEGIN CKT. - CKT. BREAKER:
 DD-1 - 20 AMP
 DD-2 - 30 AMP

EXIST. LOAD CENTER EE
 STA. 218+76.06, 98.99 LT.
 240/480V 2 PHASE
 3 WIRE + GROUND
 MAIN BREAKER 100 AMP
 BEGIN CKT. - CKT. BREAKER:
 EE-1 - 20 AMP
 EE-2 - 30 AMP
 EE-3 - 30 AMP

ABUTMENT 123
 STA. 216+65.9
 CKT. EE-1
 PHASES A & B
 UNIV. H-2, H-3
 4 LUMINAIRES

PIER 122
 STA. 218+07.8
 CKT. EE-1
 PHASE B
 UNIV. H-4
 6 LUMINAIRES

PIER 121
 STA. 219+49.6
 CKT. EE-1
 PHASE A
 UNIV. H-5
 6 LUMINAIRES

EXIST. CABINET G
 SEE ITS PLANS
 DMX512 #22 AWG
 SINGLE TWISTED PAIR
 W/ #22 AWG GROUND
 CKT. DD-1
 BEGIN DMX512 UNIV.
 G-1, G-2, G-3

CURVE DATA BL_SELMON_18
 PI STA. = 215+39.48
 Δ = 42° 52' 40" (RT)
 D = 2° 20' 19"
 T = 962.06
 L = 1,833.47
 R = 2,450.00
 PC STA. = 205+77.42
 PT STA. = 224+10.89

REVISIONS			
DATE	DESCRIPTION	DATE	DESCRIPTION

JORDAN E. LEEP, P.E.
 P.E. LICENSE NUMBER 76102
 KIMLEY-HORN AND ASSOCIATES, INC.
 1777 MAIN STREET, SUITE 200
 SARASOTA, FL 34236

TAMPA HILLSBOROUGH EXPRESSWAY AUTHORITY		
ROAD NO.	COUNTY	CONTRACT NO.
S.R. 618	HILLSBOROUGH	O-01217

LIGHTING PLAN (10)

SHEET NO.
28

THE OFFICIAL RECORD OF THIS SHEET IS THE ELECTRONIC FILE DIGITALLY SIGNED AND SEALED UNDER RULE 61G15-23.004, F.A.C.



EXIST. CABINET H
 SEE ITS PLANS
 DMX512 #22 AWG
 SINGLE TWISTED PAIR
 W/ #22 AWG GROUND
 CKT. EE-3
 PHASE B
 BEGIN DMX512 UNIV.
 H-1, H-2, H-3, H-4,
 H-5, H-6, H-7, H-8,
 H-9, H-10, H-11, H-12

PIER 118
 STA. 223+75.2
 CKT. EE-2
 PHASE B
 UNIV. H-8
 6 LUMINAIRES

PIER 114
 STA. 229+43.2
 CKT. EE-3
 PHASE A
 UNIV. H-12
 6 LUMINAIRES

PIER 113
 STA. 230+85.2
 CKT. EE-3
 PHASE B
 UNIV. I-1
 6 LUMINAIRES

PIER 120
 STA. 220+91.4
 CKT. EE-2
 PHASE A
 UNIV. H-6
 6 LUMINAIRES

PIER 119
 STA. 222+33.3
 CKT. EE-2
 PHASE A
 UNIV. H-7
 6 LUMINAIRES

PIER 117
 STA. 225+17.2
 CKT. EE-2
 PHASE A
 UNIV. H-9
 6 LUMINAIRES

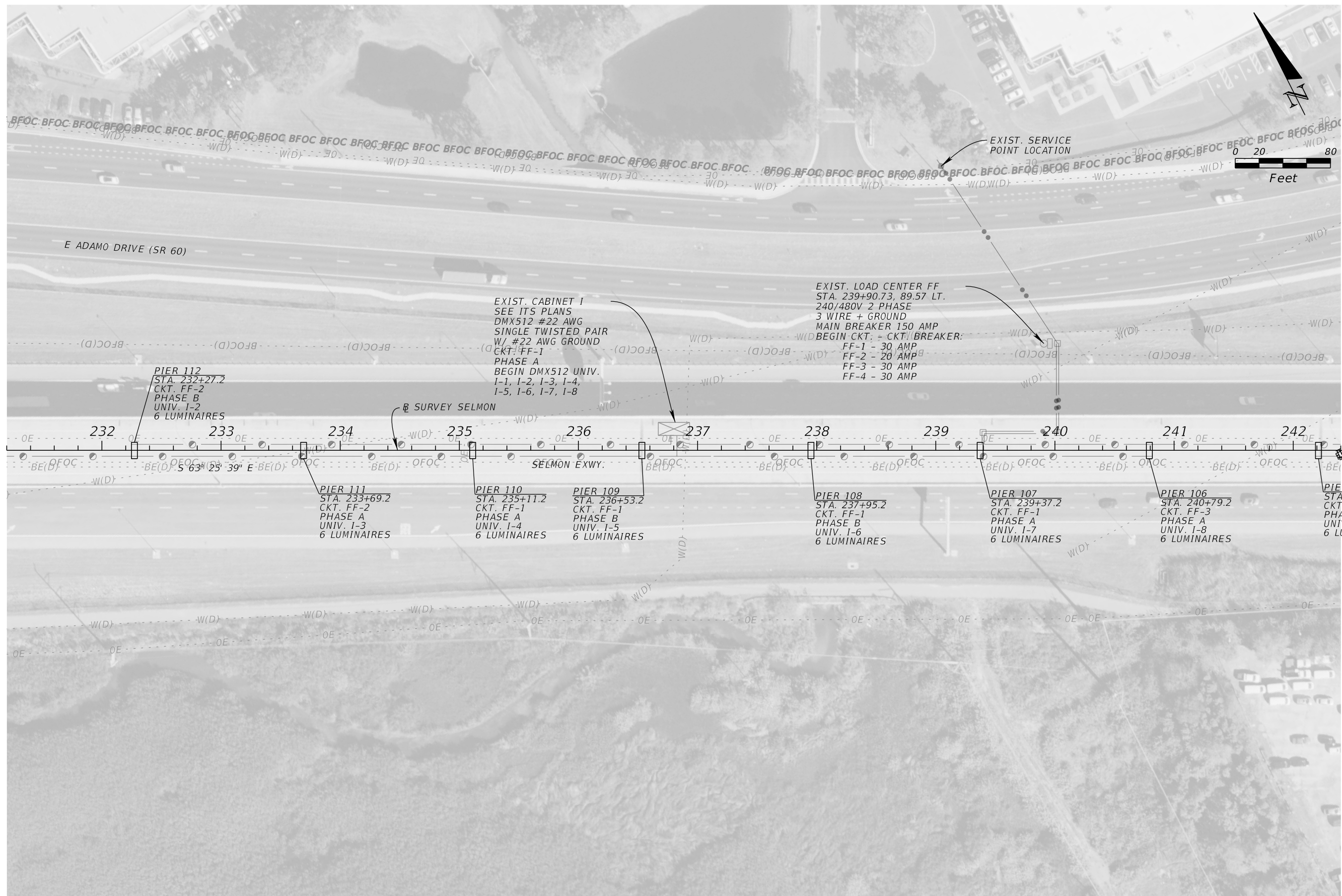
PIER 116
 STA. 226+59.2
 CKT. EE-3
 PHASE A
 UNIV. H-10
 6 LUMINAIRES

PIER 115
 STA. 228+01.2
 CKT. EE-3
 PHASE B
 UNIV. H-11
 6 LUMINAIRES

CURVE DATA BL_SELMON_18
 PI STA. = 215+39.48
 Δ = 42° 52' 40" (RT)
 D = 2° 20' 19"
 T = 962.06
 L = 1,833.47
 R = 2,450.00
 PC STA. = 205+77.42
 PT STA. = 224+10.89

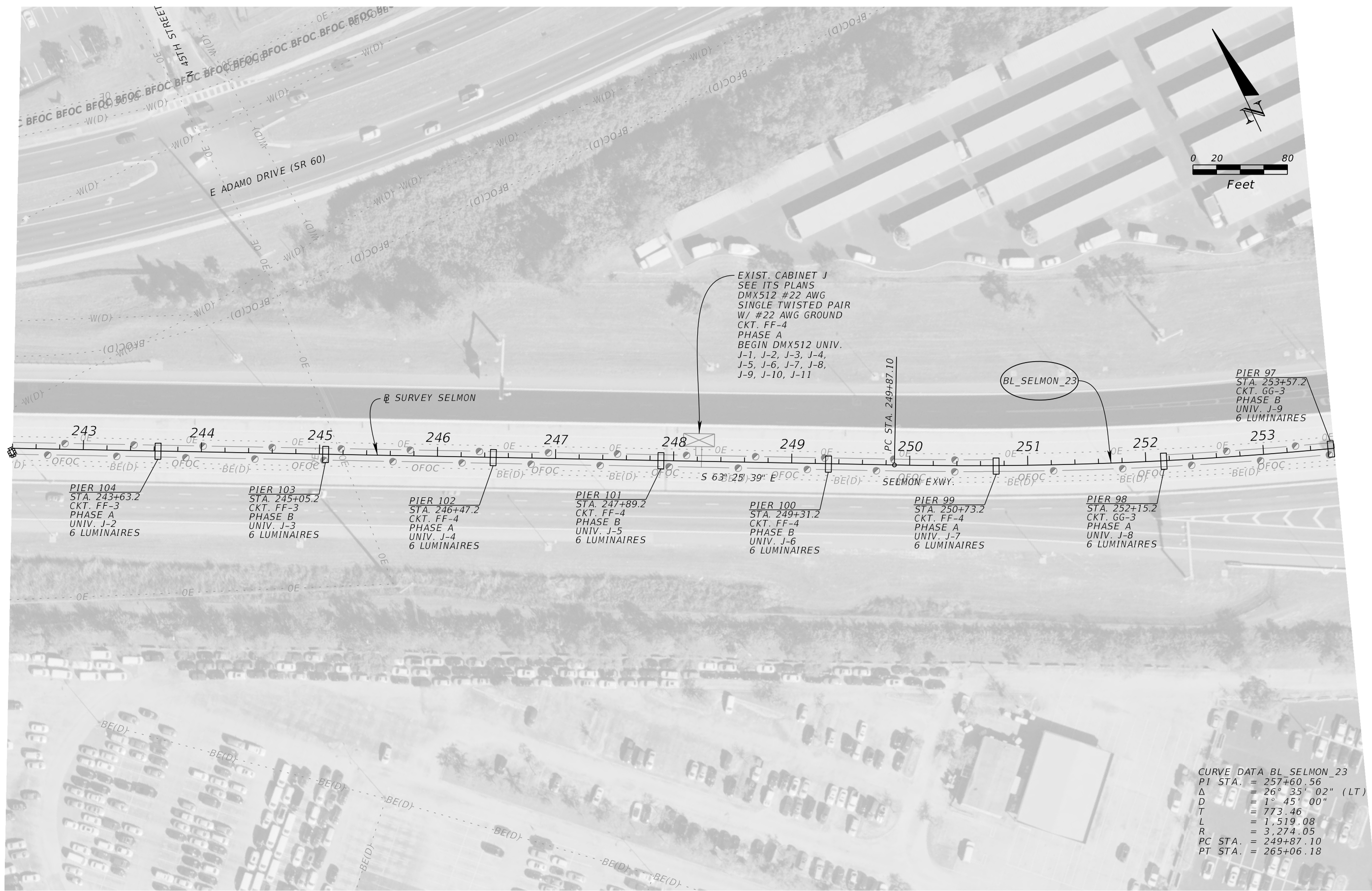
REVISIONS				JORDAN E. LEEP, P.E. P.E. LICENSE NUMBER 76102 KIMLEY-HORN AND ASSOCIATES, INC. 1777 MAIN STREET, SUITE 200 SARASOTA, FL 34236	TAMPA HILLSBOROUGH EXPRESSWAY AUTHORITY			LIGHTING PLAN (11)	SHEET NO.
DATE	DESCRIPTION	DATE	DESCRIPTION		ROAD NO.	COUNTY	CONTRACT NO.		
					S.R. 618	HILLSBOROUGH	O-01217		29

THE OFFICIAL RECORD OF THIS SHEET IS THE ELECTRONIC FILE DIGITALLY SIGNED AND SEALED UNDER RULE 61G15-23.004, F.A.C.



REVISIONS				JORDAN E. LEEP, P.E. P.E. LICENSE NUMBER 76102 KIMLEY-HORN AND ASSOCIATES, INC. 1777 MAIN STREET, SUITE 200 SARASOTA, FL 34236	TAMPA HILLSBOROUGH EXPRESSWAY AUTHORITY			LIGHTING PLAN (12)	SHEET NO.
DATE	DESCRIPTION	DATE	DESCRIPTION		ROAD NO.	COUNTY	CONTRACT NO.		
					S.R. 618	HILLSBOROUGH	O-01217		30


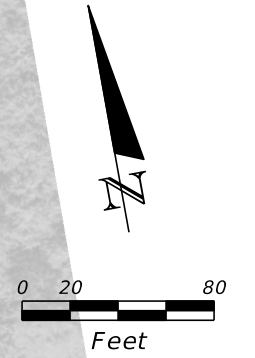
THE OFFICIAL RECORD OF THIS SHEET IS THE ELECTRONIC FILE DIGITALLY SIGNED AND SEALED UNDER RULE 61G15-23.004, F.A.C.



REVISIONS				JORDAN E. LEEP, P.E. P.E. LICENSE NUMBER 76102 KIMLEY-HORN AND ASSOCIATES, INC. 1777 MAIN STREET, SUITE 200 SARASOTA, FL 34236	TAMPA HILLSBOROUGH EXPRESSWAY AUTHORITY			LIGHTING PLAN (13) SHEET NO. 31
DATE	DESCRIPTION	DATE	DESCRIPTION		ROAD NO.	COUNTY	CONTRACT NO.	
					S.R. 618	HILLSBOROUGH	O-01217	

THE OFFICIAL RECORD OF THIS SHEET IS THE ELECTRONIC FILE DIGITALLY SIGNED AND SEALED UNDER RULE 61G15-23.004, F.A.C.

CURVE DATA BL_SELMON_23
 PI STA. = 257+60.56
 Δ = 26° 35' 02" (LT)
 D = 1° 45' 00"
 T = 773.46
 L = 1,519.08
 R = 3,274.05
 PC STA. = 249+87.10
 PT STA. = 265+06.18



PIER 96
 STA. 254+99.2
 CKT. GG-3
 PHASE A
 UNIV. J-10
 6 LUMINAIRES

PIER 95
 STA. 256+41.2
 CKT. GG-2
 PHASE B
 UNIV. J-11
 6 LUMINAIRES

PIER 94
 STA. 257+83.2
 CKT. GG-2
 PHASE A
 UNIV. K-1
 6 LUMINAIRES

PIER 93
 STA. 259+25.2
 CKT. GG-2
 PHASE B
 UNIV. K-2
 6 LUMINAIRES

PIER 92
 STA. 260+67.2
 CKT. GG-2
 PHASE A
 UNIV. K-3
 6 LUMINAIRES

PIER 91
 STA. 262+09.2
 CKT. GG-1
 PHASE A
 UNIV. K-4
 6 LUMINAIRES

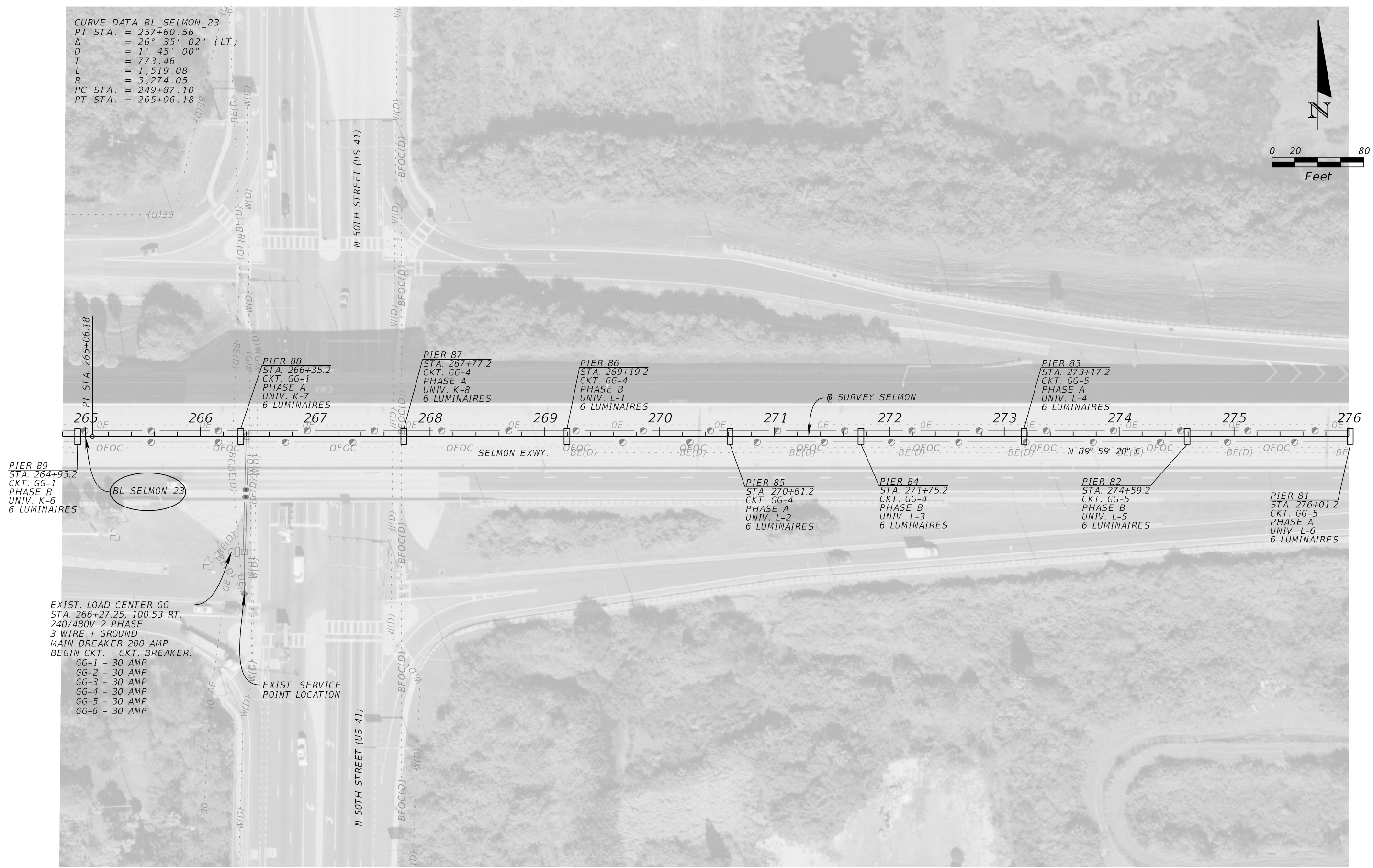
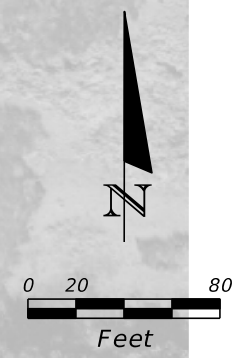
PIER 90
 STA. 263+51.2
 CKT. GG-1
 PHASE A
 UNIV. K-5
 6 LUMINAIRES

EXIST. CABINET K
 SEE ITS PLANS
 DMX512 #22 AWG
 SINGLE TWISTED PAIR
 W/ #22 AWG GROUND
 CKT. GG-1
 PHASE B
 BEGIN DMX512 UNIV.
 K-1, K-2, K-3, K-4,
 K-5, K-6, K-7, K-8

REVISIONS				JORDAN E. LEEP, P.E. P.E. LICENSE NUMBER 76102 KIMLEY-HORN AND ASSOCIATES, INC. 1777 MAIN STREET, SUITE 200 SARASOTA, FL 34236	TAMPA HILLSBOROUGH EXPRESSWAY AUTHORITY			SHEET NO. LIGHTING PLAN (14) 32
DATE	DESCRIPTION	DATE	DESCRIPTION		ROAD NO.	COUNTY	CONTRACT NO.	
					S.R. 618	HILLSBOROUGH	O-01217	

THE OFFICIAL RECORD OF THIS SHEET IS THE ELECTRONIC FILE DIGITALLY SIGNED AND SEALED UNDER RULE 61G15-23.004, F.A.C.

CURVE DATA BL SELMON_23
 PI STA. = 257+60.56
 Δ = 26° 35' 02" (LT.)
 D = 1° 45' 00"
 T = 773.46
 L = 1,519.08
 R = 3,274.05
 PC STA. = 249+87.10
 PT STA. = 265+06.18



PIER 89
 STA. 264+93.2
 CKT. GG-1
 PHASE B
 UNIV. K-6
 6 LUMINAIRES

BL SELMON_23

EXIST. LOAD CENTER GG
 STA. 266+27.25, 100.53 RT.
 240/480V 2 PHASE
 3 WIRE + GROUND
 MAIN BREAKER 200 AMP
 BEGIN CKT. - CKT. BREAKER:
 GG-1 - 30 AMP
 GG-2 - 30 AMP
 GG-3 - 30 AMP
 GG-4 - 30 AMP
 GG-5 - 30 AMP
 GG-6 - 30 AMP

EXIST. SERVICE
 POINT LOCATION

REVISIONS			
DATE	DESCRIPTION	DATE	DESCRIPTION

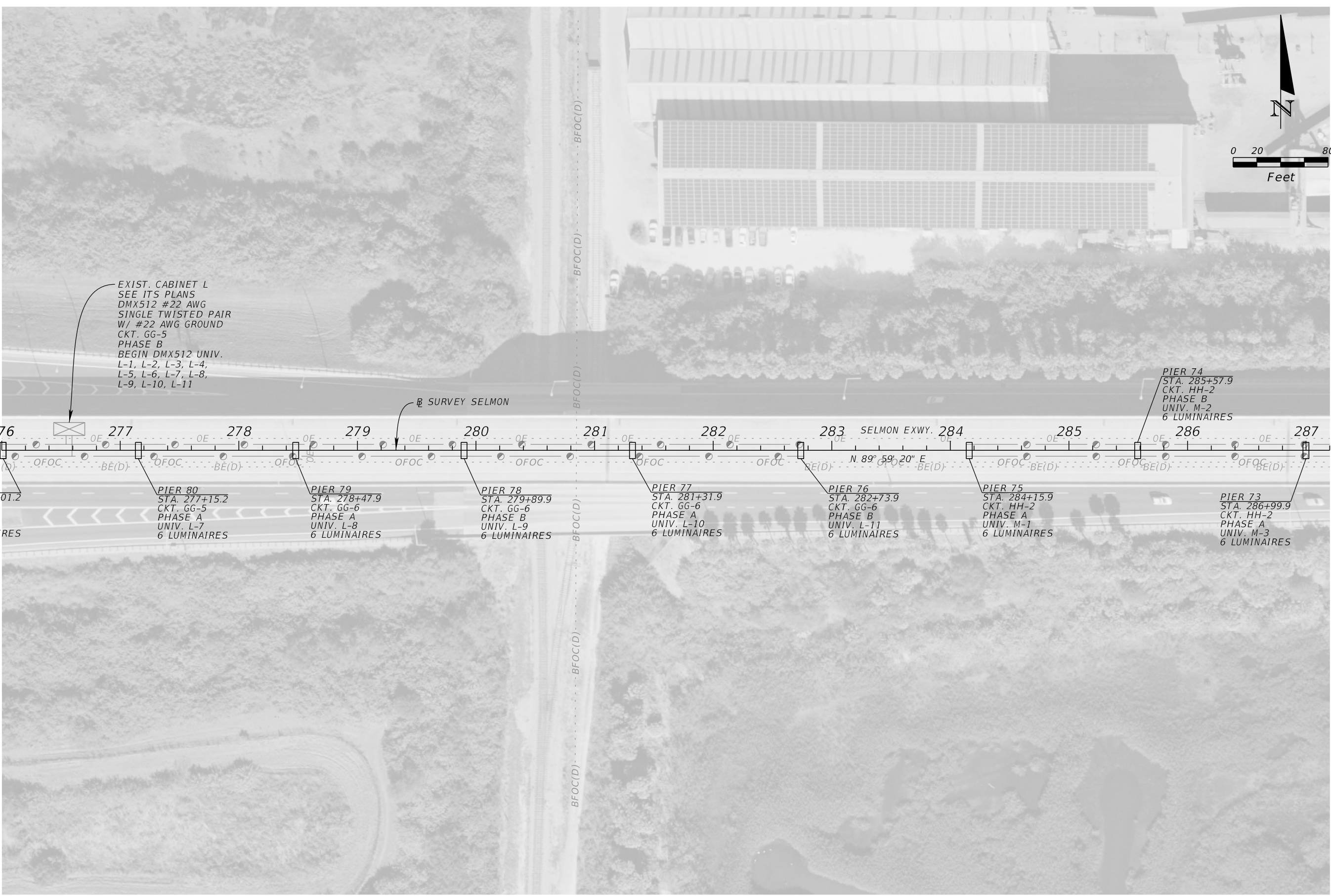
JORDAN E. LEEP, P.E.
 P.E. LICENSE NUMBER 76102
 KIMLEY-HORN AND ASSOCIATES, INC.
 1777 MAIN STREET, SUITE 200
 SARASOTA, FL 34236

TAMPA HILLSBOROUGH EXPRESSWAY AUTHORITY		
ROAD NO.	COUNTY	CONTRACT NO.
S.R. 618	HILLSBOROUGH	O-01217

LIGHTING PLAN (15)

SHEET NO.
33

THE OFFICIAL RECORD OF THIS SHEET IS THE ELECTRONIC FILE DIGITALLY SIGNED AND SEALED UNDER RULE 61G15-23.004, F.A.C.




REVISIONS			
DATE	DESCRIPTION	DATE	DESCRIPTION

JORDAN E. LEEP, P.E.
P.E. LICENSE NUMBER 76102
KIMLEY-HORN AND ASSOCIATES, INC.
1777 MAIN STREET, SUITE 200
SARASOTA, FL 34236

TAMPA HILLSBOROUGH EXPRESSWAY AUTHORITY		
ROAD NO.	COUNTY	CONTRACT NO.
S.R. 618	HILLSBOROUGH	O-01217

LIGHTING PLAN (16)	SHEET NO. 34
---------------------------	------------------------

THE OFFICIAL RECORD OF THIS SHEET IS THE ELECTRONIC FILE DIGITALLY SIGNED AND SEALED UNDER RULE 61G15-23.004, F.A.C.



REVISIONS			
DATE	DESCRIPTION	DATE	DESCRIPTION


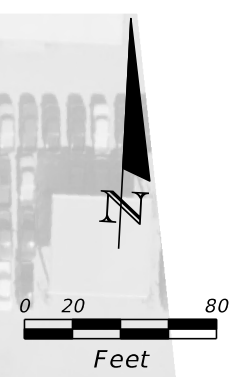
JORDAN E. LEEP, P.E.
P.E. LICENSE NUMBER 76102
KIMLEY-HORN AND ASSOCIATES, INC.
1777 MAIN STREET, SUITE 200
SARASOTA, FL 34236

TAMPA HILLSBOROUGH EXPRESSWAY AUTHORITY		
ROAD NO.	COUNTY	CONTRACT NO.
S.R. 618	HILLSBOROUGH	O-01217

LIGHTING PLAN (17)

SHEET NO.
35

THE OFFICIAL RECORD OF THIS SHEET IS THE ELECTRONIC FILE DIGITALLY SIGNED AND SEALED UNDER RULE 61G15-23.004, F.A.C.



REVISIONS				JORDAN E. LEEP, P.E. P.E. LICENSE NUMBER 76102 KIMLEY-HORN AND ASSOCIATES, INC. 1777 MAIN STREET, SUITE 200 SARASOTA, FL 34236	TAMPA HILLSBOROUGH EXPRESSWAY AUTHORITY			LIGHTING PLAN (18)	SHEET NO.
DATE	DESCRIPTION	DATE	DESCRIPTION		ROAD NO.	COUNTY	CONTRACT NO.		
					S.R. 618	HILLSBOROUGH	O-01217		36

THE OFFICIAL RECORD OF THIS SHEET IS THE ELECTRONIC FILE DIGITALLY SIGNED AND SEALED UNDER RULE 61G15-23.004, F.A.C.



REVISIONS				JORDAN E. LEEP, P.E. P.E. LICENSE NUMBER 76102 KIMLEY-HORN AND ASSOCIATES, INC. 1777 MAIN STREET, SUITE 200 SARASOTA, FL 34236	TAMPA HILLSBOROUGH EXPRESSWAY AUTHORITY			LIGHTING PLAN (19) SHEET NO. 37
DATE	DESCRIPTION	DATE	DESCRIPTION		ROAD NO.	COUNTY	CONTRACT NO.	
					S.R. 618	HILLSBOROUGH	O-01217	

THE OFFICIAL RECORD OF THIS SHEET IS THE ELECTRONIC FILE DIGITALLY SIGNED AND SEALED UNDER RULE 61G15-23.004, F.A.C.



EXIST. CABINET 0
SEE ITS PLANS
DMX512 #22 AWG
SINGLE TWISTED PAIR
W/ #22 AWG GROUND
CKT. 11-4
PHASE B
BEGIN DMX512 UNIV.
0-1, 0-2, 0-3, 0-4, 0-5,
0-6, 0-7, 0-8, 0-9, 0-10,
0-11, 0-12, 0-13, 0-14,
0-15, 0-16, 0-17, 0-18,
0-19, 0-20

STRADDLE BENT 46L
STA. 324+40.5
CKT. 11-6
PHASE A
UNIV. 0-6
2 LUMINAIRES

STRADDLE BENT 45L
STA. 325+82.5
CKT. 11-6
PHASE B
UNIV. 0-9
2 LUMINAIRES

STRADDLE BENT 44L
STA. 327+24.5
CKT. 11-6
PHASE A
UNIV. 0-12
2 LUMINAIRES

STRADDLE BENT 44
STA. 327+24.5
CKT. 11-4
PHASE B
UNIV. 0-13
6 LUMINAIRES

STRADDLE BENT 43L
STA. 328+66.5
CKT. 11-6
PHASE A
UNIV. 0-15
2 LUMINAIRES

STRADDLE BENT 43
STA. 328+66.5
CKT. 11-4
PHASE A
UNIV. 0-16
6 LUMINAIRES

STRADDLE BENT 42L
STA. 330+08.5
CKT. 11-6
PHASE A
UNIV. 0-18
2 LUMINAIRES

STRADDLE BENT 42
STA. 330+08.5
CKT. 11-4
PHASE B
UNIV. 0-19
6 LUMINAIRES

PIER 41
STA. 331+50.5
CKT. JJ-3
PHASE B
UNIV. P-1
6 LUMINAIRES

321

322

323

324

325

326

327

328

329

330

331

332

PIER 48
STA. 321+65.8
CKT. 11-4
PHASE A
UNIV. 0-4
6 LUMINAIRES

PIER 47
STA. 322+98.5
CKT. 11-4
PHASE A
UNIV. 0-5
6 LUMINAIRES

STRADDLE BENT 46
STA. 324+40.5
CKT. 11-4
PHASE B
UNIV. 0-7
6 LUMINAIRES

STRADDLE BENT 46R
STA. 324+40.5
CKT. 11-5
PHASE A
UNIV. 0-8
2 LUMINAIRES

STRADDLE BENT 45
STA. 325+82.5
CKT. 11-4
PHASE A
UNIV. 0-10
6 LUMINAIRES

STRADDLE BENT 45R
STA. 325+82.5
CKT. 11-5
PHASE B
UNIV. 0-11
2 LUMINAIRES

STRADDLE BENT 44R
STA. 327+24.5
CKT. 11-5
PHASE A
UNIV. 0-14
2 LUMINAIRES

STRADDLE BENT 43R
STA. 328+66.5
CKT. 11-5
PHASE B
UNIV. 0-17
2 LUMINAIRES

STRADDLE BENT 42R
STA. 330+08.5
CKT. 11-5
PHASE A
UNIV. 0-20
2 LUMINAIRES

SELMON EXWY.

REVISIONS

DATE	DESCRIPTION	DATE	DESCRIPTION

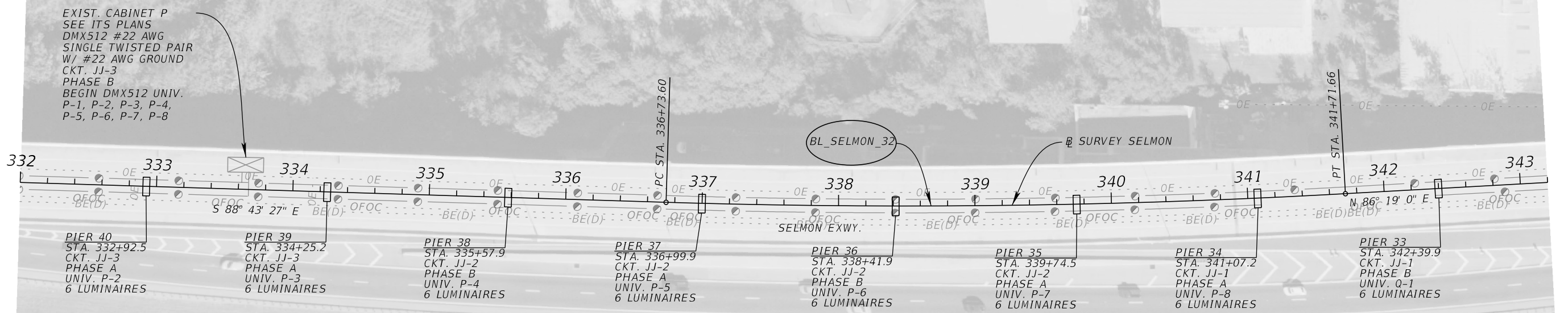
JORDAN E. LEEP, P.E.
P.E. LICENSE NUMBER 76102
KIMLEY-HORN AND ASSOCIATES, INC.
1777 MAIN STREET, SUITE 200
SARASOTA, FL 34236

TAMPA HILLSBOROUGH EXPRESSWAY AUTHORITY		
ROAD NO.	COUNTY	CONTRACT NO.
S.R. 618	HILLSBOROUGH	O-01217

LIGHTING PLAN (20)

SHEET NO.
38

THE OFFICIAL RECORD OF THIS SHEET IS THE ELECTRONIC FILE DIGITALLY SIGNED AND SEALED UNDER RULE 61G15-23.004, F.A.C.



REVISIONS				JORDAN E. LEEP, P.E. P.E. LICENSE NUMBER 76102 KIMLEY-HORN AND ASSOCIATES, INC. 1777 MAIN STREET, SUITE 200 SARASOTA, FL 34236	TAMPA HILLSBOROUGH EXPRESSWAY AUTHORITY			LIGHTING PLAN (21)	SHEET NO.
DATE	DESCRIPTION	DATE	DESCRIPTION		ROAD NO.	COUNTY	CONTRACT NO.		
						S.R. 618	HILLSBOROUGH		O-01217

THE OFFICIAL RECORD OF THIS SHEET IS THE ELECTRONIC FILE DIGITALLY SIGNED AND SEALED UNDER RULE 61G15-23.004, F.A.C.



EXIST. CABINET Q
SEE ITS PLANS
DMX512 #22 AWG
SINGLE TWISTED PAIR
W/ #22 AWG GROUND
CKT. JJ-1
PHASE A
BEGIN DMX512 UNIV.
Q-1, Q-2, Q-3, Q-4,
Q-5, Q-6, Q-7, Q-8,
Q-9, Q-10, Q-11, Q-12
Q-13, Q-14, Q-15, Q-16

EXIST. LOAD CENTER JJ
STA. 345+97.30, 41.60 LT.
240/480V 2 PHASE
3 WIRE + GROUND
MAIN BREAKER 200 AMP
BEGIN CKT. - CKT. BREAKER:
JJ-1 - 30 AMP
JJ-2 - 30 AMP
JJ-3 - 30 AMP
JJ-4 - 20 AMP
JJ-5 - 20 AMP
JJ-6 - 30 AMP
JJ-7 - 30 AMP

EXIST. SERVICE
POINT LOCATION

PIER 32
STA. 343+72.5
CKT. JJ-1
PHASE A
UNIV. Q-2
6 LUMINAIRE

PIER 31
STA. 344+95.9
CKT. JJ-1
PHASE B
UNIV. Q-3
6 LUMINAIRE

PIER 30
STA. 346+19.2
CKT. JJ-6
PHASE A
UNIV. Q-4
6 LUMINAIRE

STRADDLE BENT 29
STA. 347+61.2
CKT. JJ-6
PHASE B
UNIV. Q-6
6 LUMINAIRE

STRADDLE BENT 29R
STA. 347+61.2
CKT. JJ-5
PHASE A
UNIV. Q-7
2 LUMINAIRE

STRADDLE BENT 28R
STA. 349+03.2
CKT. JJ-5
PHASE B
UNIV. Q-10
2 LUMINAIRE

STRADDLE BENT 28
STA. 349+03.2
CKT. JJ-6
PHASE A
UNIV. Q-9
6 LUMINAIRE

STRADDLE BENT 28L
STA. 349+03.2
CKT. JJ-4
PHASE B
UNIV. Q-8
2 LUMINAIRE

STRADDLE BENT 27
STA. 350+45.2
CKT. JJ-6
PHASE B
UNIV. Q-12
6 LUMINAIRE

STRADDLE BENT 27R
STA. 350+45.2
CKT. JJ-5
PHASE A
UNIV. Q-13
2 LUMINAIRE

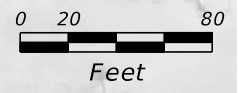
STRADDLE BENT 27L
STA. 350+45.2
CKT. JJ-4
PHASE A
UNIV. Q-11
2 LUMINAIRE

STRADDLE BENT 26
STA. 351+87.2
CKT. JJ-6
PHASE A
UNIV. Q-15
6 LUMINAIRE

STRADDLE BENT 26R
STA. 351+87.2
CKT. JJ-5
PHASE B
UNIV. Q-16
2 LUMINAIRE

STRADDLE BENT 26L
STA. 351+87.2
CKT. JJ-4
PHASE B
UNIV. Q-14
2 LUMINAIRE

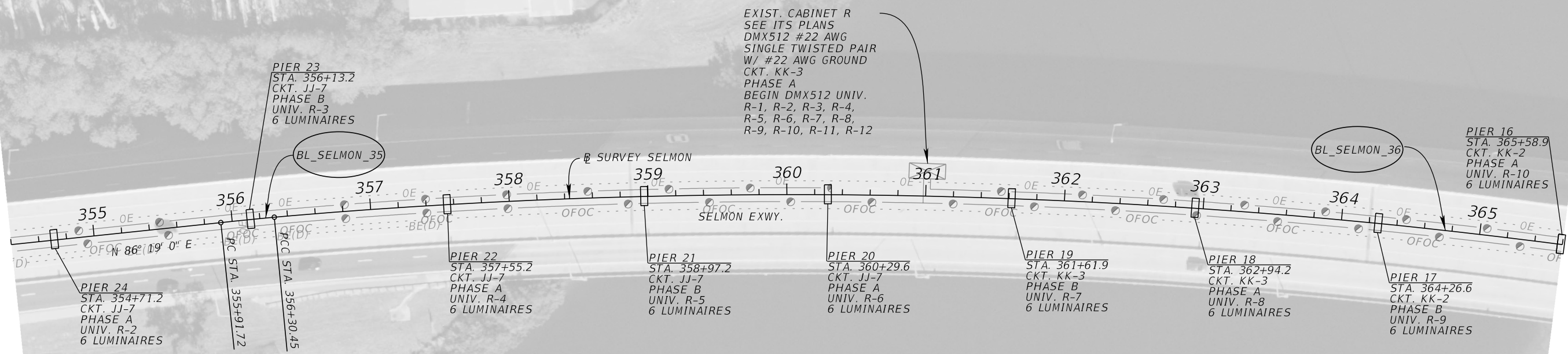

PIER 25
STA. 353+29.2
CKT. JJ-6
PHASE B
UNIV. R-1
6 LUMINAIRE



REVISIONS				JORDAN E. LEEP, P.E. P.E. LICENSE NUMBER 76102 KIMLEY-HORN AND ASSOCIATES, INC. 1777 MAIN STREET, SUITE 200 SARASOTA, FL 34236	TAMPA HILLSBOROUGH EXPRESSWAY AUTHORITY			LIGHTING PLAN (22)	SHEET NO.
DATE	DESCRIPTION	DATE	DESCRIPTION		ROAD NO.	COUNTY	CONTRACT NO.		
						S.R. 618	HILLSBOROUGH		O-01217

THE OFFICIAL RECORD OF THIS SHEET IS THE ELECTRONIC FILE DIGITALLY SIGNED AND SEALED UNDER RULE 61G15-23.004, F.A.C.


CURVE DATA BL_SELMON_35
 PI STA. = 356+11.09
 Δ = 0° 30' 59" (RT)
 D = 1° 20' 00"
 T = 19.37
 L = 38.74
 R = 4,296.99
 PC STA. = 355+91.72
 PT STA. = 356+30.45



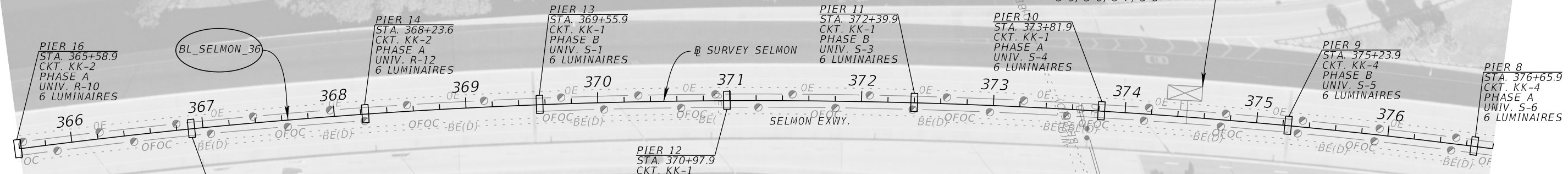
CURVE DATA BL_SELMON_36
 PI STA. = 389+64.14
 Δ = 75° 36' 36" (RT)
 D = 1° 20' 00"
 T = 3,333.68
 L = 5,670.49
 R = 4,296.99
 PC STA. = 356+30.45
 PT STA. = 413+00.94

REVISIONS				JORDAN E. LEEP, P.E. P.E. LICENSE NUMBER 76102 KIMLEY-HORN AND ASSOCIATES, INC. 1777 MAIN STREET, SUITE 200 SARASOTA, FL 34236	TAMPA HILLSBOROUGH EXPRESSWAY AUTHORITY			LIGHTING PLAN (23) SHEET NO. 41
DATE	DESCRIPTION	DATE	DESCRIPTION		ROAD NO.	COUNTY	CONTRACT NO.	
					S.R. 618	HILLSBOROUGH	O-01217	

THE OFFICIAL RECORD OF THIS SHEET IS THE ELECTRONIC FILE DIGITALLY SIGNED AND SEALED UNDER RULE 61G15-23.004, F.A.C.



EXIST. CABINET S
SEE ITS PLANS
DMX512 #22 AWG
SINGLE TWISTED PAIR
W/ #22 AWG GROUND
CKT. KK-4
PHASE A
BEGIN DMX512 UNIV.
S-1, S-2, S-3, S-4,
S-5, S-6, S-7, S-8



EXIST. LOAD CENTER KK
STA. 373+98.67, 124.54 RT.
240/480V 2 PHASE
3 WIRE + GROUND
MAIN BREAKER 200 AMP
BEGIN CKT. - CKT. BREAKER:
KK-1 - 30 AMP
KK-2 - 30 AMP
KK-3 - 20 AMP
KK-4 - 30 AMP
KK-5 - 20 AMP
KK-6 - 20 AMP
KK-7 - 20 AMP
KK-8 - 20 AMP


EXIST. SERVICE POINT LOCATION

CURVE DATA BL SELMON 36
PI STA. = 389+64.14
Δ = 75° 36' 36" (RT)
D = 1° 20' 00"
T = 3,333.68
L = 5,670.49
R = 4,296.99
PC STA. = 356+30.45
PT STA. = 413+00.94

REVISIONS				JORDAN E. LEEP, P.E. P.E. LICENSE NUMBER 76102 KIMLEY-HORN AND ASSOCIATES, INC. 1777 MAIN STREET, SUITE 200 SARASOTA, FL 34236	TAMPA HILLSBOROUGH EXPRESSWAY AUTHORITY			SHEET NO. 42
DATE	DESCRIPTION	DATE	DESCRIPTION		ROAD NO.	COUNTY	CONTRACT NO.	
					S.R. 618	HILLSBOROUGH	O-01217	

LIGHTING PLAN (24)



THE OFFICIAL RECORD OF THIS SHEET IS THE ELECTRONIC FILE DIGITALLY SIGNED AND SEALED UNDER RULE 61G15-23.004, F.A.C.



CURVE DATA BL SELMON_36
 PI STA. = 389+64.14
 Δ = 75° 36' 36" (RT)
 D = 1° 20' 00"
 T = 3,333.68
 L = 5,670.49
 R = 4,296.99
 PC STA. = 356+30.45
 PT STA. = 413+00.94

REVISIONS				JORDAN E. LEEP, P.E. P.E. LICENSE NUMBER 76102 KIMLEY-HORN AND ASSOCIATES, INC. 1777 MAIN STREET, SUITE 200 SARASOTA, FL 34236	TAMPA HILLSBOROUGH EXPRESSWAY AUTHORITY			LIGHTING PLAN (25) SHEET NO. 43
DATE	DESCRIPTION	DATE	DESCRIPTION		ROAD NO.	COUNTY	CONTRACT NO.	
					S.R. 618	HILLSBOROUGH	O-01217	

THE OFFICIAL RECORD OF THIS SHEET IS THE ELECTRONIC FILE DIGITALLY SIGNED AND SEALED UNDER RULE 61G15-23.004, F.A.C.



CURVE DATA BL_SELMON_36
 PI STA. = 389+64.14
 Δ = 75° 36' 36" (RT)
 D = 1° 20' 00"
 T = 3,333.68
 L = 5,670.49
 R = 4,296.99
 PC STA. = 356+30.45
 PT STA. = 413+00.94

REVISIONS				JORDAN E. LEEP, P.E. P.E. LICENSE NUMBER 76102 KIMLEY-HORN AND ASSOCIATES, INC. 1777 MAIN STREET, SUITE 200 SARASOTA, FL 34236	TAMPA HILLSBOROUGH EXPRESSWAY AUTHORITY			LIGHTING PLAN (26)	SHEET NO. 44
DATE	DESCRIPTION	DATE	DESCRIPTION		ROAD NO.	COUNTY	CONTRACT NO.		
				S.R. 618	HILLSBOROUGH	O-01217			

THE OFFICIAL RECORD OF THIS SHEET IS THE ELECTRONIC FILE DIGITALLY SIGNED AND SEALED UNDER RULE 61G15-23.004, F.A.C.

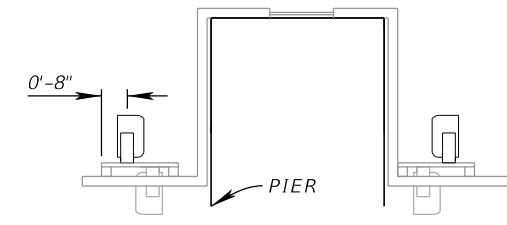
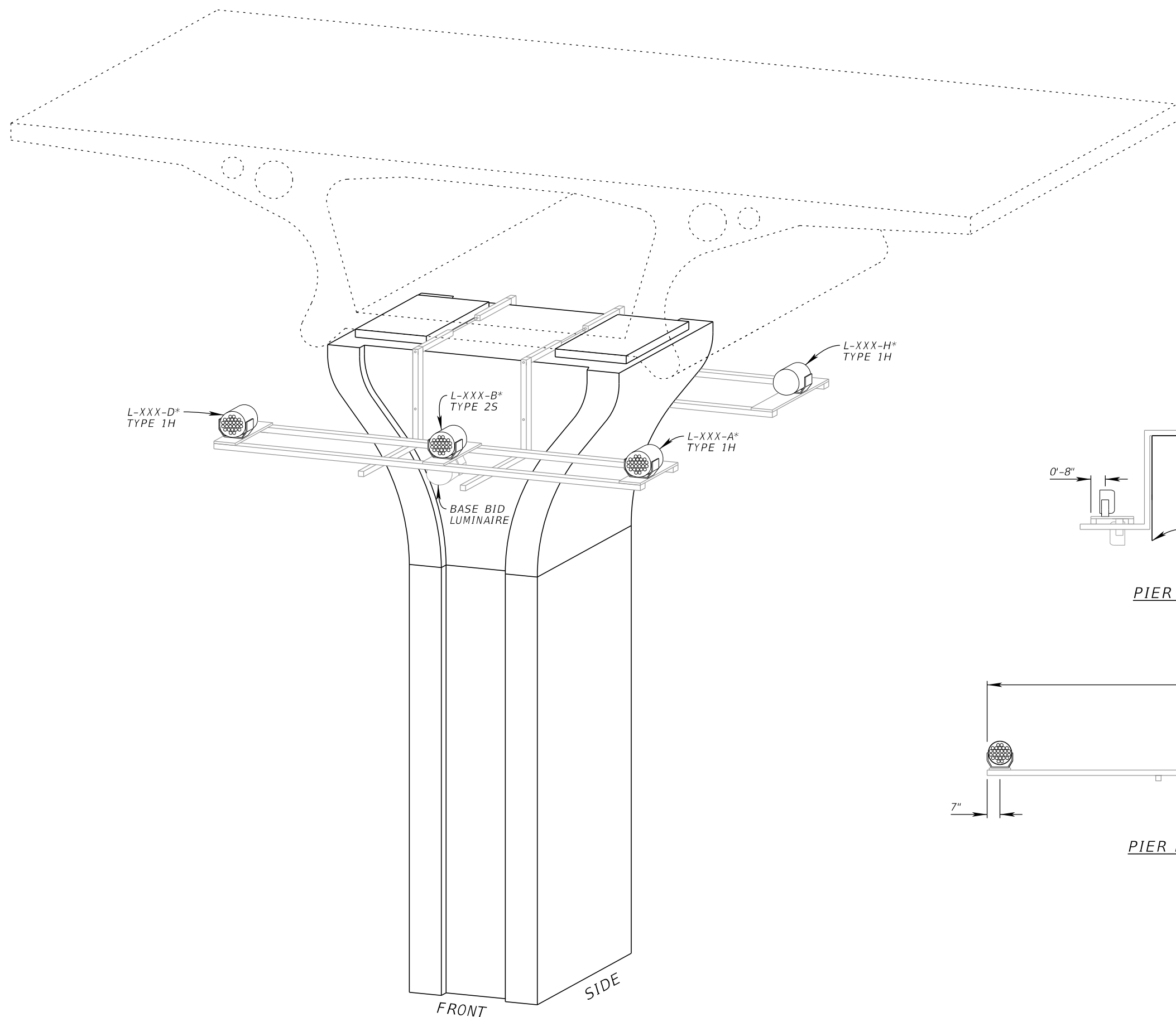
NOTE: VIEW IS LOOKING EASTWARD THROUGH BRIDGE DECK

*SEE POLE DATA TABLES FOR LUMINAIRE NUMBERS

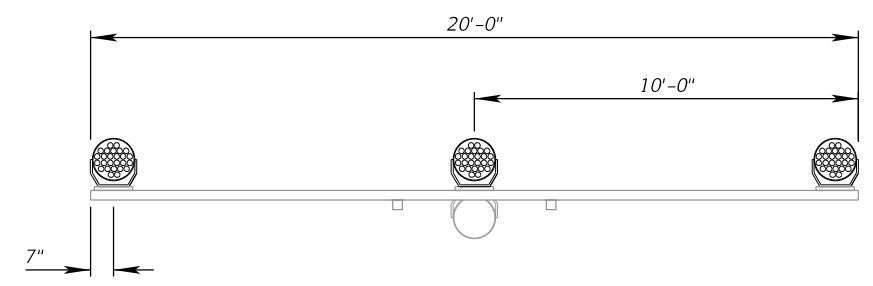
LUMINAIRES:

TYPE 1H
ACCLAIM LIGHTING
DYNA DRUM HO QW COLOR
10°X60° LENS, OUTDOOR LINK SYSTEM

TYPE 2S
ACCLAIM LIGHTING
DYNA DRUM 50
10° LENS, OUTDOOR LINK SYSTEM



PIER SIDE VIEW
(NTS)



PIER FRONT VIEW
(NTS)

REVISIONS				TAMPA HILLSBOROUGH EXPRESSWAY AUTHORITY			MOUNTING LOCATION DETAIL PIER	SHEET NO. 45
DATE	DESCRIPTION	DATE	DESCRIPTION	ROAD NO.	COUNTY	CONTRACT NO.		
				S.R. 618	HILLSBOROUGH	O-01217		

JORDAN E. LEEP, P.E.
P.E. LICENSE NUMBER 76102
KIMLEY-HORN AND ASSOCIATES, INC.
1777 MAIN STREET, SUITE 200
SARASOTA, FL 34236

NOTE: VIEW IS LOOKING EASTWARD THROUGH BRIDGE DECK

*SEE POLE DATA TABLES FOR LUMINAIRE NUMBERS

LUMINAIRES:

TYPE 1H

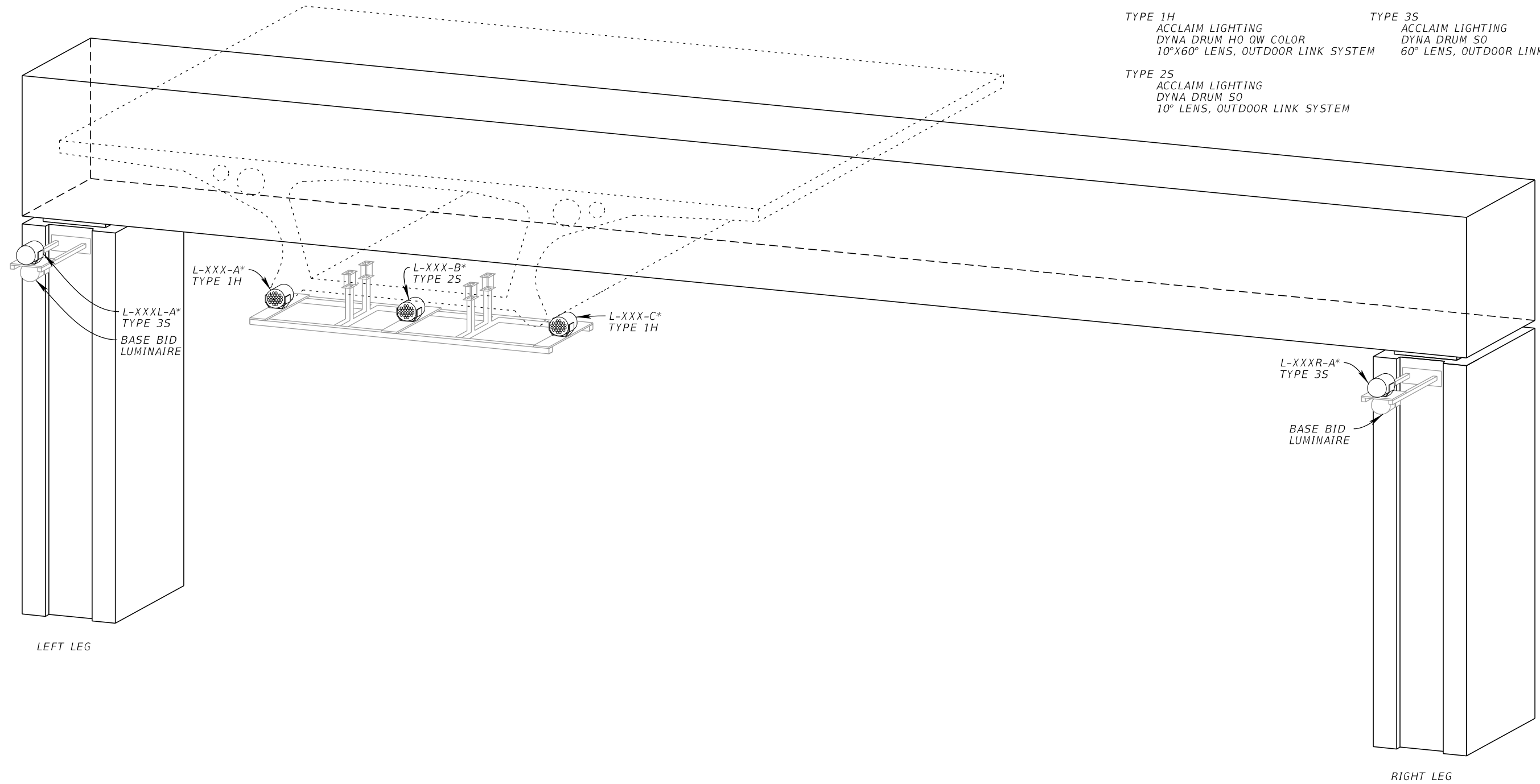
ACCLAIM LIGHTING
DYNA DRUM HO QW COLOR
10°X60° LENS, OUTDOOR LINK SYSTEM

TYPE 3S

ACCLAIM LIGHTING
DYNA DRUM SO
60° LENS, OUTDOOR LINK SYSTEM

TYPE 2S

ACCLAIM LIGHTING
DYNA DRUM SO
10° LENS, OUTDOOR LINK SYSTEM



LEFT LEG

RIGHT LEG

REVISIONS			
DATE	DESCRIPTION	DATE	DESCRIPTION

JORDAN E. LEEP, P.E.
P.E. LICENSE NUMBER 76102
KIMLEY-HORN AND ASSOCIATES, INC.
1777 MAIN STREET, SUITE 200
SARASOTA, FL 34236

TAMPA HILLSBOROUGH
EXPRESSWAY AUTHORITY

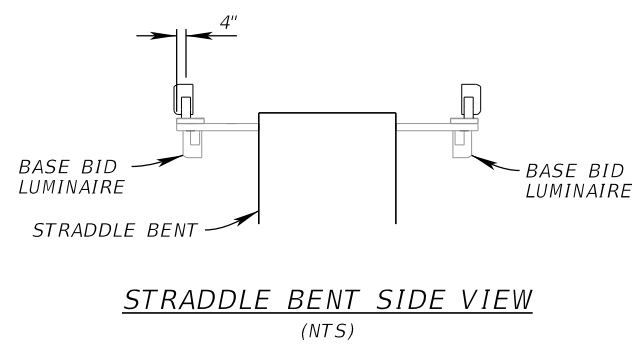
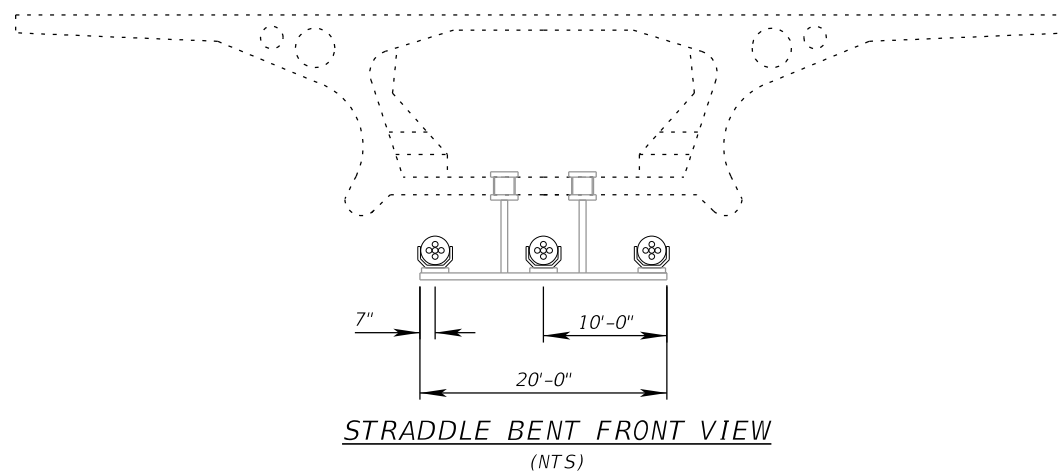
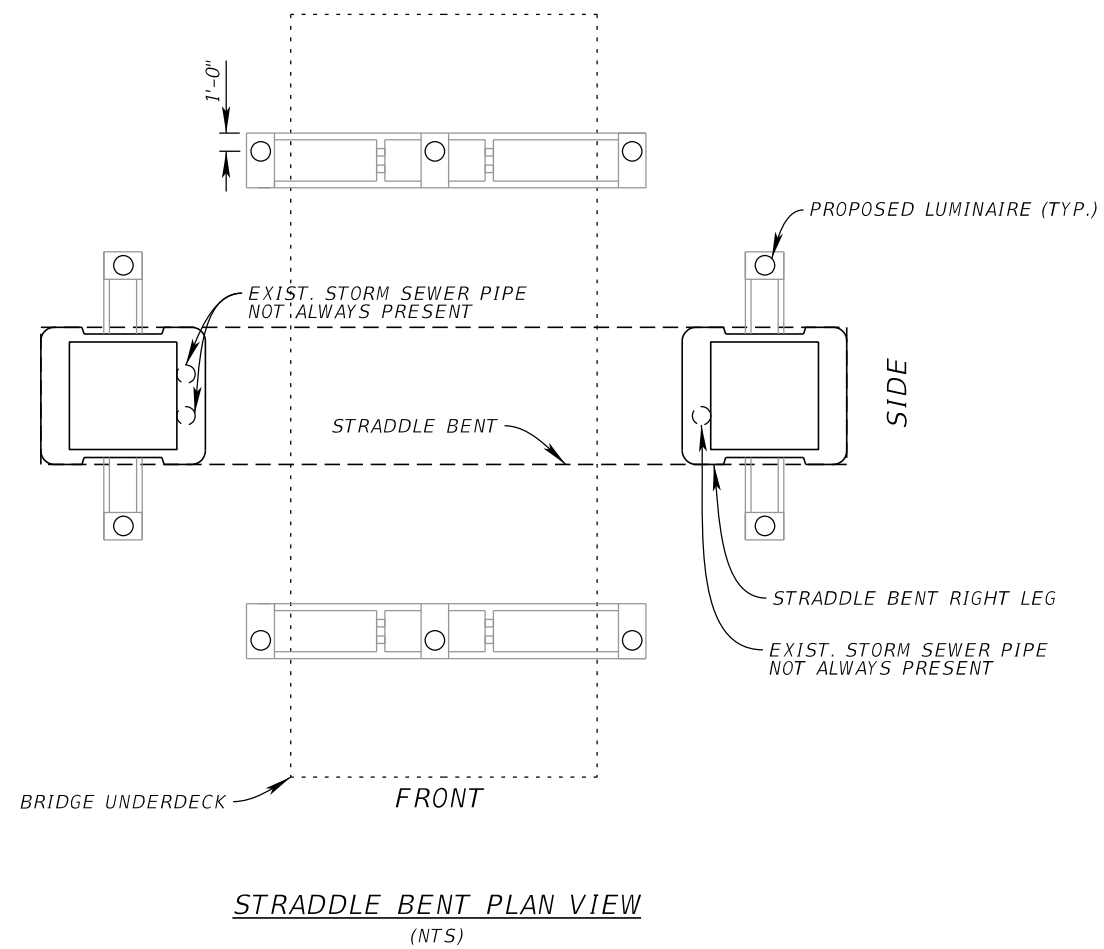
ROAD NO.	COUNTY	CONTRACT NO.
S.R. 618	HILLSBOROUGH	O-01217

MOUNTING LOCATION DETAIL
STRADDLE BENT (1)

SHEET
NO.

46

THE OFFICIAL RECORD OF THIS SHEET IS THE ELECTRONIC FILE DIGITALLY SIGNED AND SEALED UNDER RULE 61G15-23.004, F.A.C.



REVISIONS			
DATE	DESCRIPTION	DATE	DESCRIPTION

JORDAN E. LEEP, P.E.
P.E. LICENSE NUMBER 76102
KIMLEY-HORN AND ASSOCIATES, INC.
1777 MAIN STREET, SUITE 200
SARASOTA, FL 34236

TAMPA HILLSBOROUGH EXPRESSWAY AUTHORITY		
ROAD NO.	COUNTY	CONTRACT NO.
S.R. 618	HILLSBOROUGH	O-01217

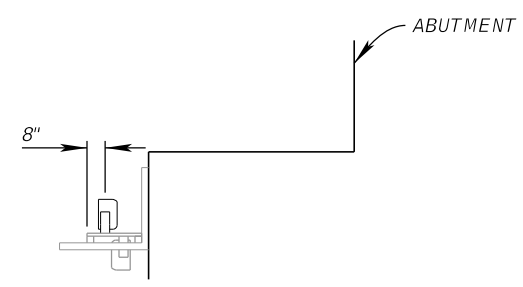
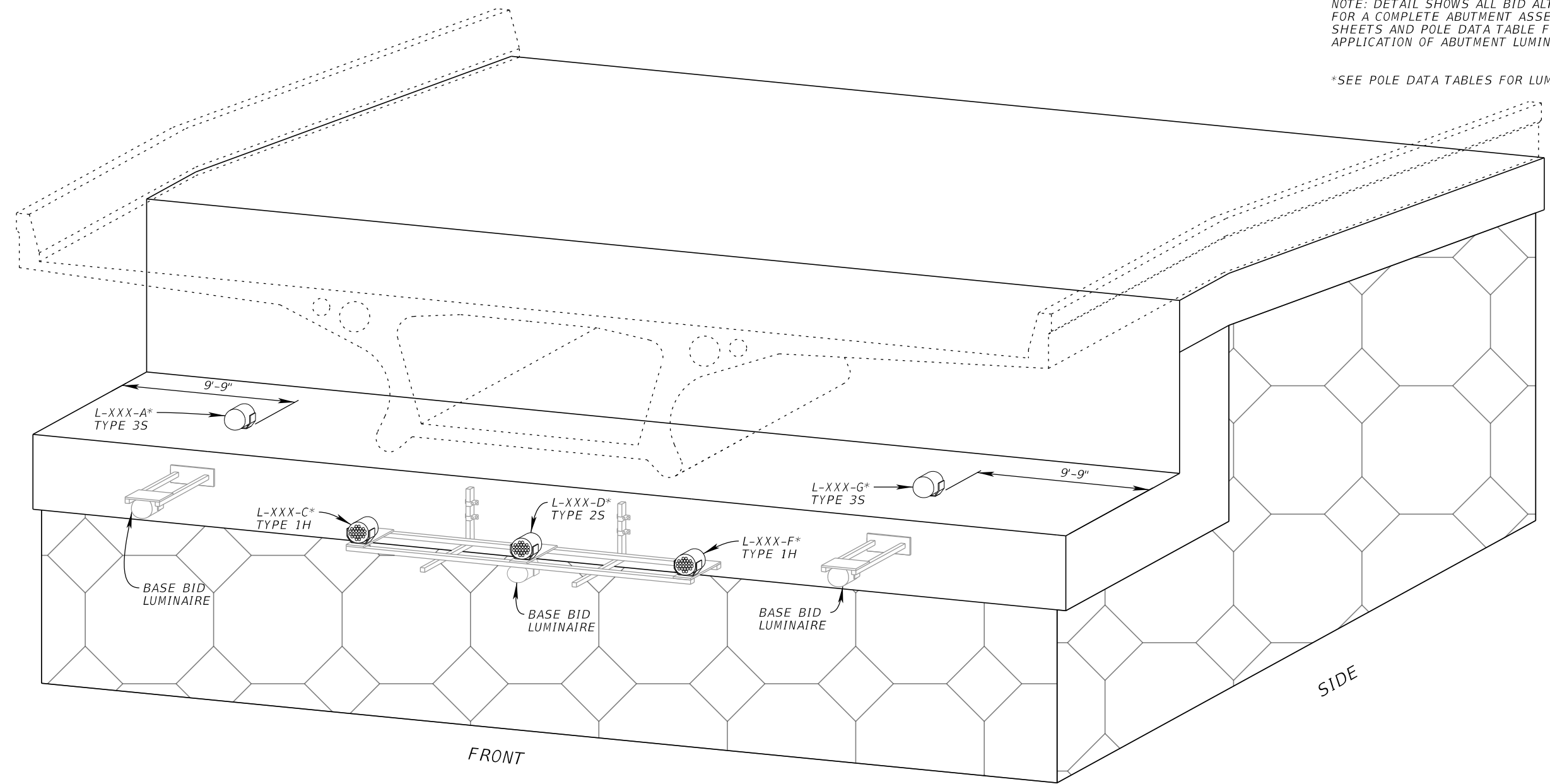
MOUNTING LOCATION DETAIL
STRADDLE BENT (2)

SHEET NO.
47

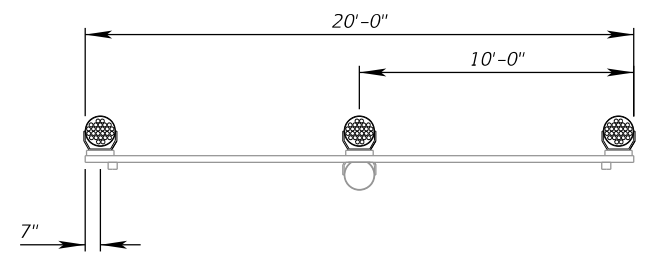
THE OFFICIAL RECORD OF THIS SHEET IS THE ELECTRONIC FILE DIGITALLY SIGNED AND SEALED UNDER RULE 61G15-23.004, F.A.C.

NOTE: DETAIL SHOWS ALL BID ALTERNATE LUMINAIRES FOR A COMPLETE ABUTMENT ASSEMBLY. SEE PLAN SHEETS AND POLE DATA TABLE FOR VARYING APPLICATION OF ABUTMENT LUMINAIRES.

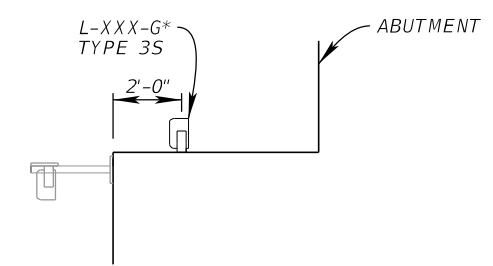
*SEE POLE DATA TABLES FOR LUMINAIRE NUMBERS



ABUTMENT SIDE VIEW 1
(NTS)



ABUTMENT FRONT VIEW
(NTS)



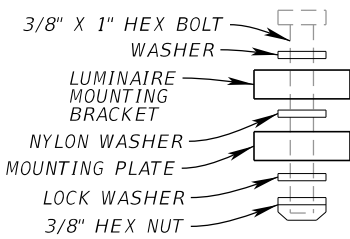
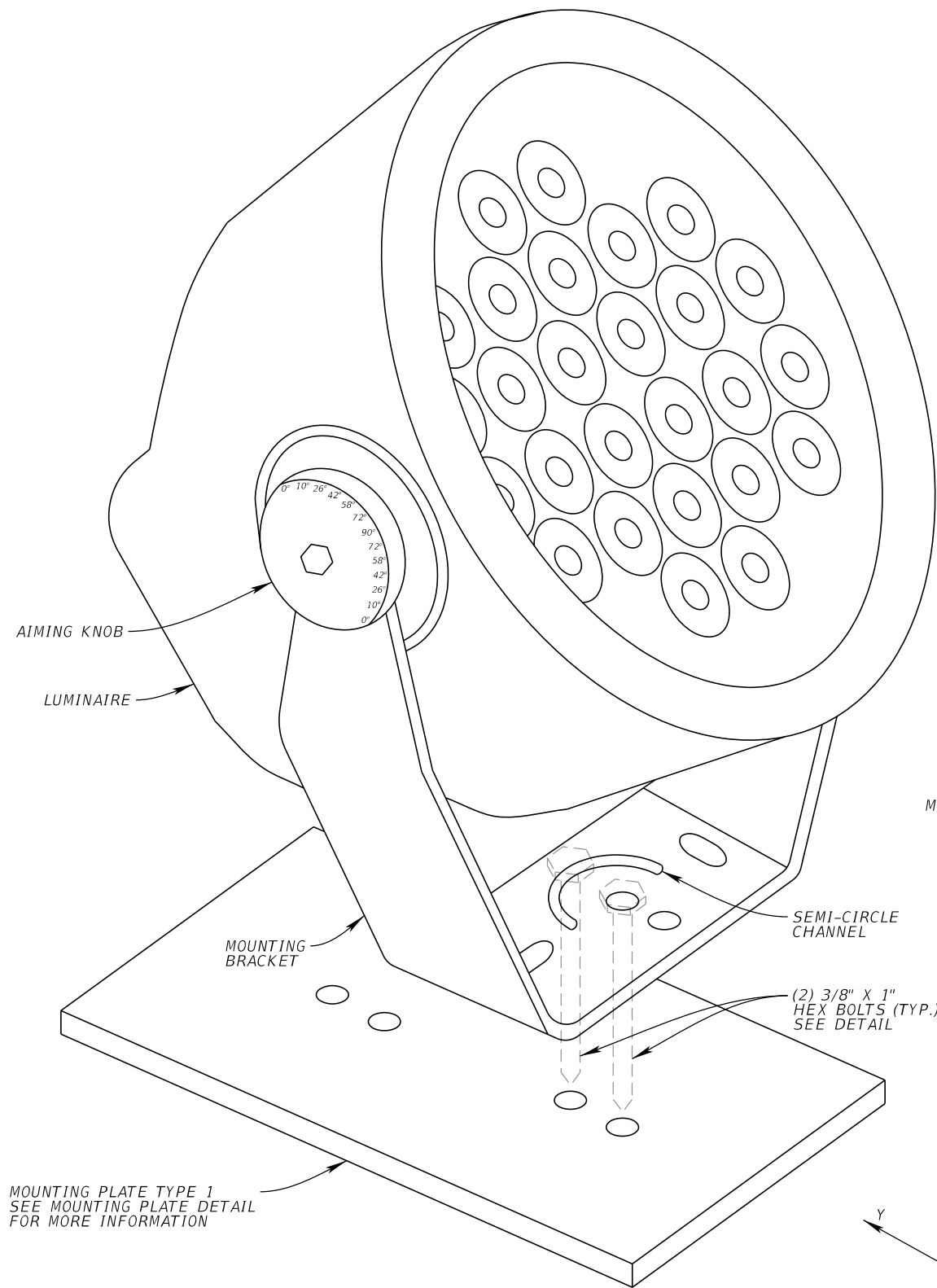
ABUTMENT SIDE VIEW 2
(NTS)

- LUMINAIRES:
- TYPE 1H
ACCLAIM LIGHTING
DYNA DRUM HO QW COLOR
10°X60° LENS, OUTDOOR LINK SYSTEM
 - TYPE 2S
ACCLAIM LIGHTING
DYNA DRUM SO
10° LENS, OUTDOOR LINK SYSTEM
 - TYPE 3S
ACCLAIM LIGHTING
DYNA DRUM SO
60° LENS, OUTDOOR LINK SYSTEM

REVISIONS				JORDAN E. LEEP, P.E. P.E. LICENSE NUMBER 76102 KIMLEY-HORN AND ASSOCIATES, INC. 1777 MAIN STREET, SUITE 200 SARASOTA, FL 34236	TAMPA HILLSBOROUGH EXPRESSWAY AUTHORITY			MOUNTING LOCATION DETAIL ABUTMENT	SHEET NO.
DATE	DESCRIPTION	DATE	DESCRIPTION		ROAD NO.	COUNTY	CONTRACT NO.		
						S.R. 618	HILLSBOROUGH		O-01217

THE OFFICIAL RECORD OF THIS SHEET IS THE ELECTRONIC FILE DIGITALLY SIGNED AND SEALED UNDER RULE 61G15-23.004, F.A.C.

ISOMETRIC VIEW



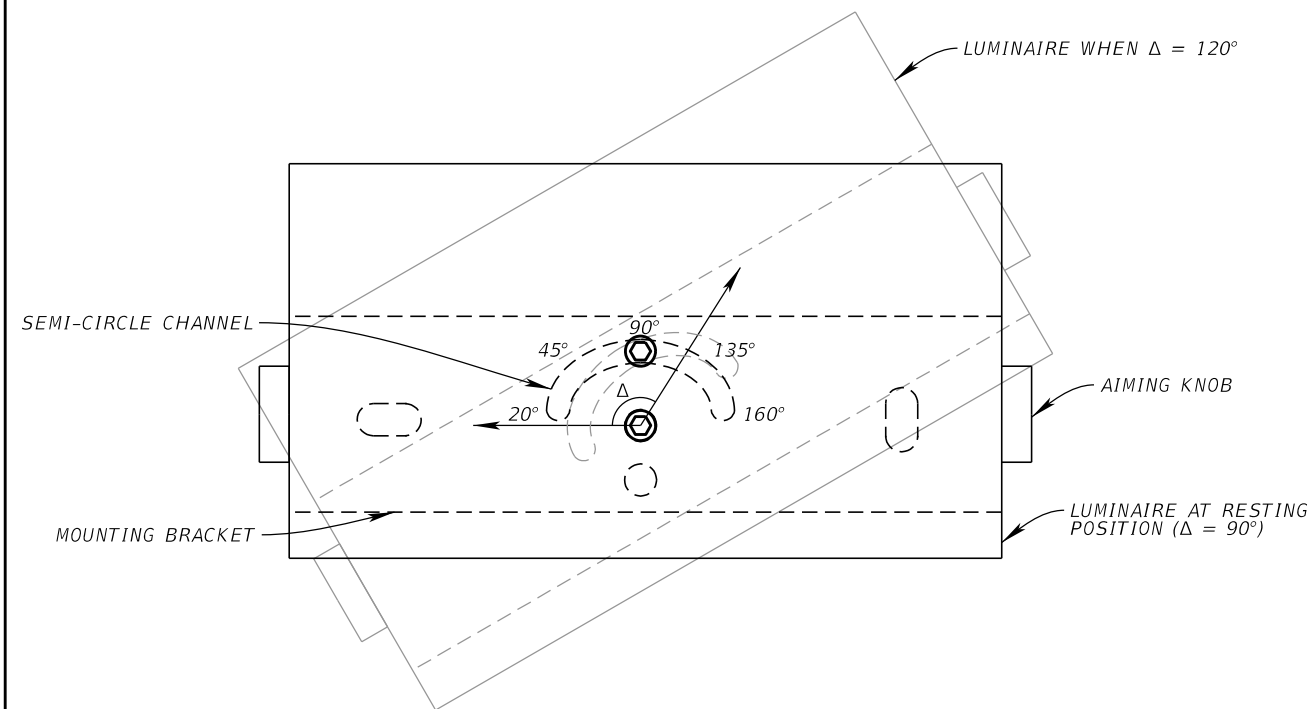
HEX BOLT DETAIL

DYNA DRUM HO QW COLOR

MOUNTING PLATE TYPE 1
SEE MOUNTING PLATE DETAIL
FOR MORE INFORMATION

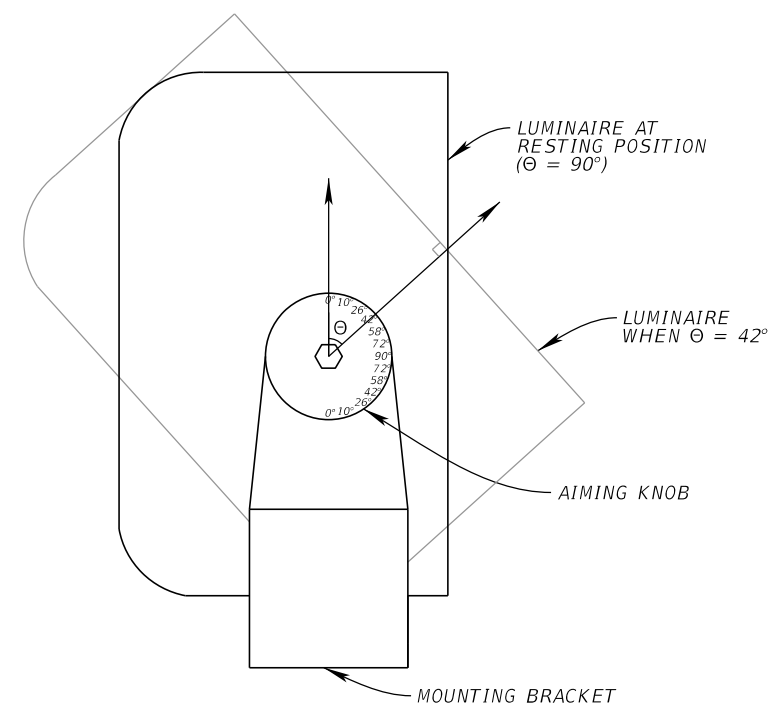
THE STRUCTURAL ARM DETAILS SHOW THE DYNA DRUM IN ITS RESTING POSITION. THIS IS SHOWN IN ORDER TO ORIENT THE SEMI-CIRCLE CHANNEL EITHER TOWARDS OR AWAY FROM THE BRIDGE SUPPORTS (PIER, STRADDLE BENT, ABUTMENT OR RETAINING WALL). RESTING POSITION IS WHEN $\Delta=90^\circ$ AND $\Theta=90^\circ$. INTENT IS TO ORIENT SEMI-CIRCLE CHANNEL CORRECTLY AND THEN INSTALL LUMINAIRE AT THE SPECIFIC ROTATION ANGLES FOR EACH LUMINAIRE AS LISTED IN THE POLE DATA TABLES.

TOP VIEW



NOTE: VIEW IS SHOWING LUMINAIRE ROTATING ABOUT THE Z AXIS.
 Δ VALUES WILL RANGE FROM 20° TO 160°.

ELEVATION VIEW



NOTE: VIEW IS SHOWING LUMINAIRE ROTATING ABOUT THE X AXIS.
 Θ VALUES WILL RANGE FROM 0° TO 90°. THERE ARE NO LOCATIONS WHERE THE LOWER HALF OF THE AIMING KNOB IS UTILIZED.

REVISIONS			
DATE	DESCRIPTION	DATE	DESCRIPTION

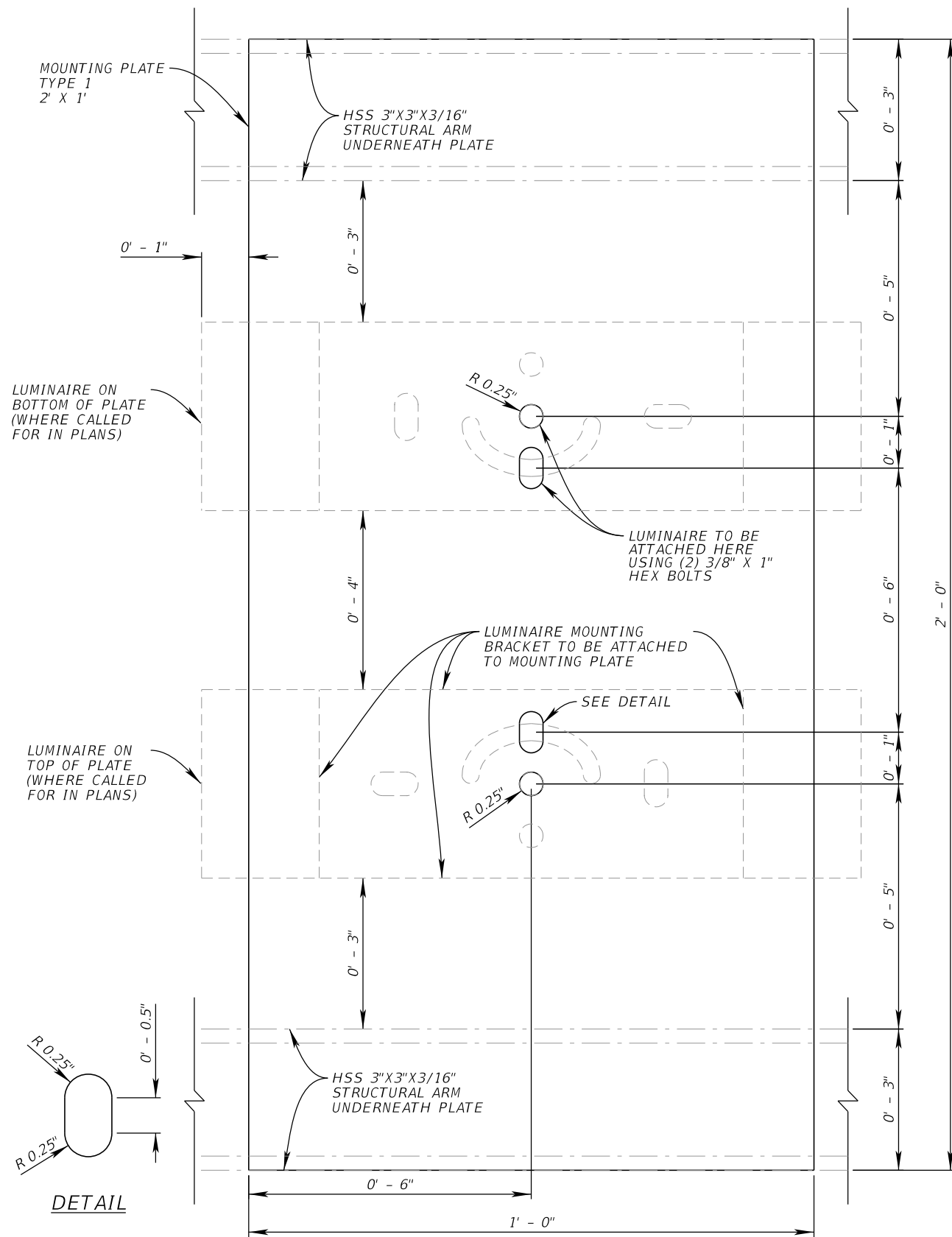
JORDAN E. LEEP, P.E.
P.E. LICENSE NUMBER 76102
KIMLEY-HORN AND ASSOCIATES, INC.
1777 MAIN STREET, SUITE 200
SARASOTA, FL 34236

TAMPA HILLSBOROUGH EXPRESSWAY AUTHORITY		
ROAD NO.	COUNTY	CONTRACT NO.
S.R. 618	HILLSBOROUGH	O-01217

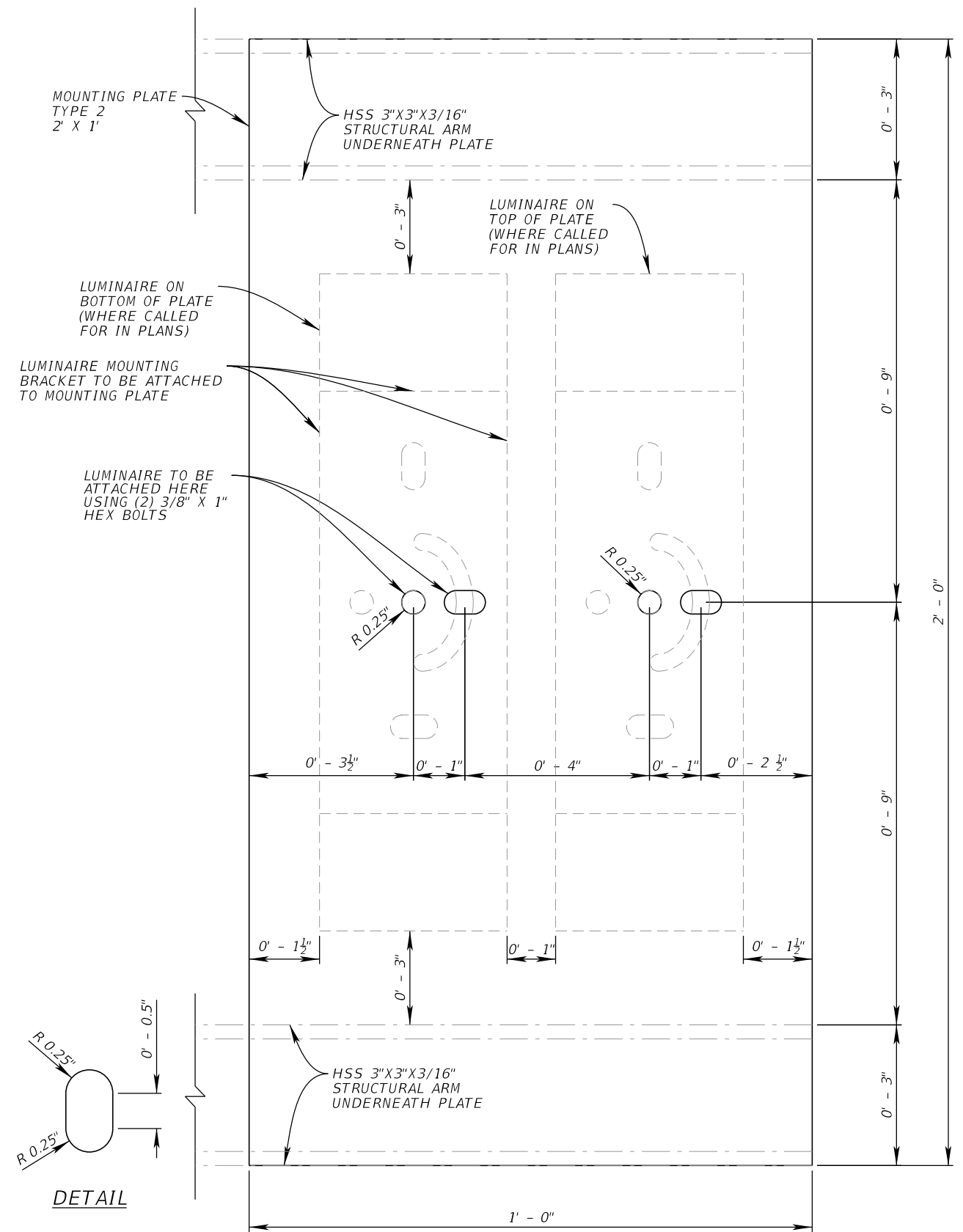
STRUCTURAL ARM DETAIL
LUMINAIRE ROTATION ANGLE

SHEET
NO.
49

MOUNTING PLATE TYPE 1 DETAIL



MOUNTING PLATE TYPE 2 DETAIL



REVISIONS			
DATE	DESCRIPTION	DATE	DESCRIPTION

JORDAN E. LEEP, P.E.
 P.E. LICENSE NUMBER 76102
 KIMLEY-HORN AND ASSOCIATES, INC.
 1777 MAIN STREET, SUITE 200
 SARASOTA, FL 34236

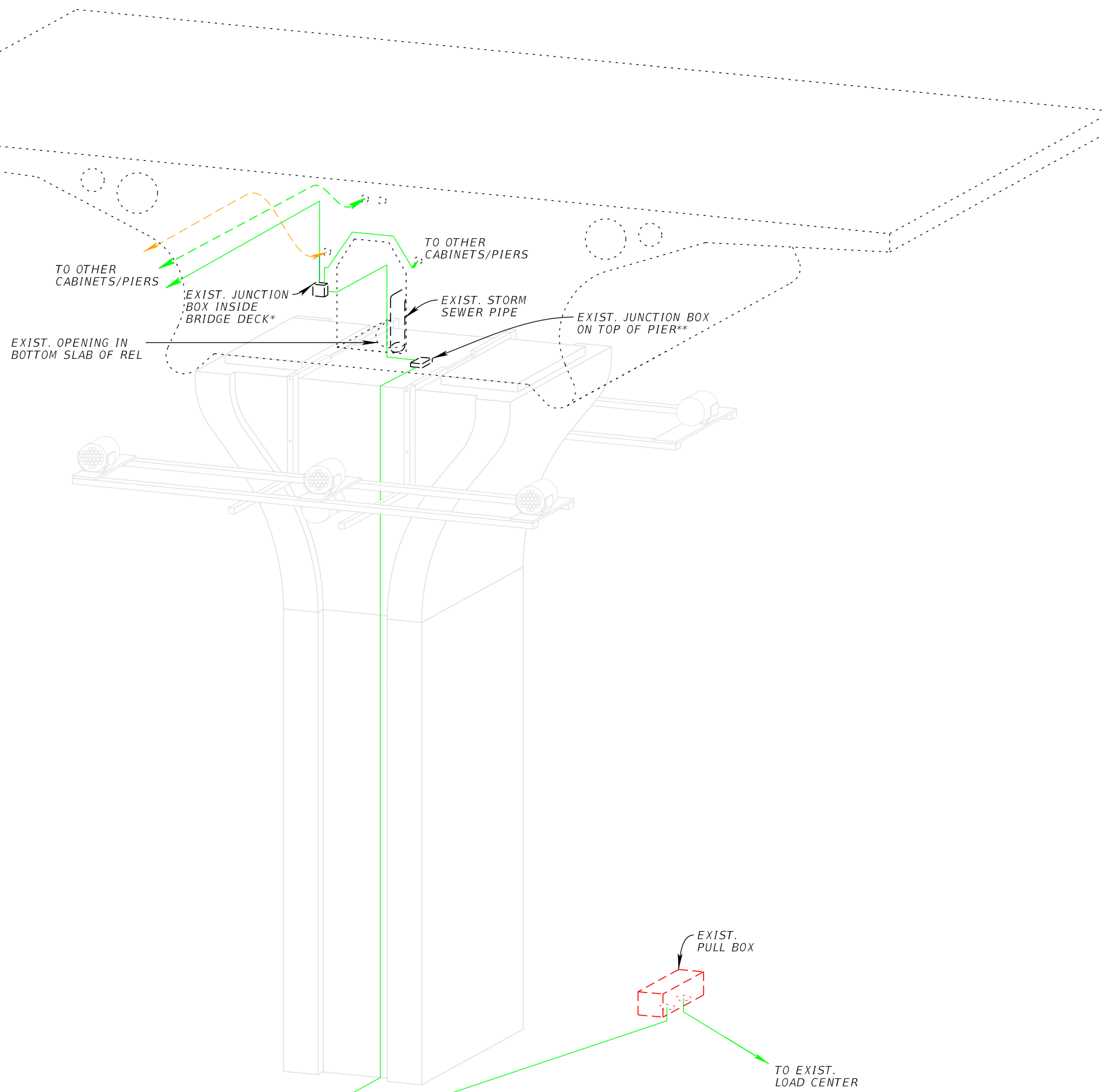
TAMPA HILLSBOROUGH EXPRESSWAY AUTHORITY		
ROAD NO.	COUNTY	CONTRACT NO.
S.R. 618	HILLSBOROUGH	O-01217

STRUCTURAL ARM DETAIL		SHEET NO. 50
LUMINAIRE MOUNTING PLATE		

NOTE: FOR DMX512 & ELECTRICAL WIRING THROUGH STRUCTURAL ARMS, SEE WIRING DETAIL GENERAL LAYOUT

*EXIST. JUNCTION BOX INSIDE BRIDGE DECK IS 12"X12"X4" (MIN.)

**EXIST. JUNCTION BOX ON TOP OF PIER IS 6"X6"X4" (MIN.)



LEGEND

- EXIST. AC ELECTRICAL CONDUIT
- - - EXIST. FIBER OPTIC CONDUIT
- - - EXIST. ELECTRICAL CONDUIT

REVISIONS			
DATE	DESCRIPTION	DATE	DESCRIPTION

JORDAN E. LEEP, P.E.
P.E. LICENSE NUMBER 76102
KIMLEY-HORN AND ASSOCIATES, INC.
1777 MAIN STREET, SUITE 200
SARASOTA, FL 34236

TAMPA HILLSBOROUGH EXPRESSWAY AUTHORITY		
ROAD NO.	COUNTY	CONTRACT NO.
S.R. 618	HILLSBOROUGH	O-01217

WIRING DETAIL
LOAD CENTER CONNECTION

SHEET NO.
51

THE OFFICIAL RECORD OF THIS SHEET IS THE ELECTRONIC FILE DIGITALLY SIGNED AND SEALED UNDER RULE 61G15-23.004, F.A.C.

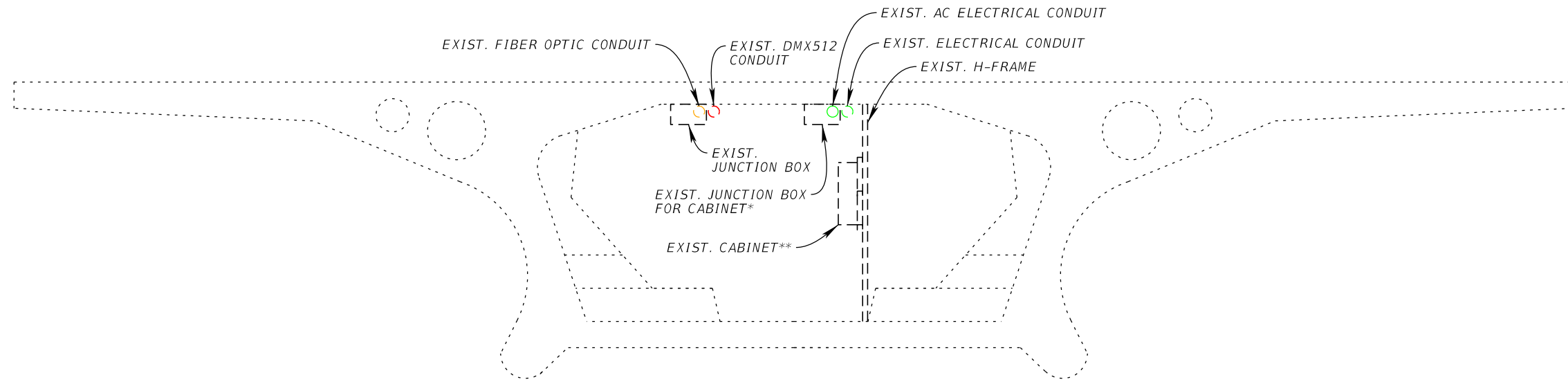
NOTES:

1. VIEW IS LOOKING WESTWARD THROUGH ELEVATED BRIDGE STRUCTURE

2. SEE WIRING DETAIL GENERAL LAYOUT FOR HOW CONDUIT TIES INTO CABINET

*EXIST. JUNCTION BOX FOR CABINET IS 12"X12"X4" (MIN.)

**SEE CABINET INSTALLATION DETAIL IN ITS PLANS FOR MORE INFORMATION

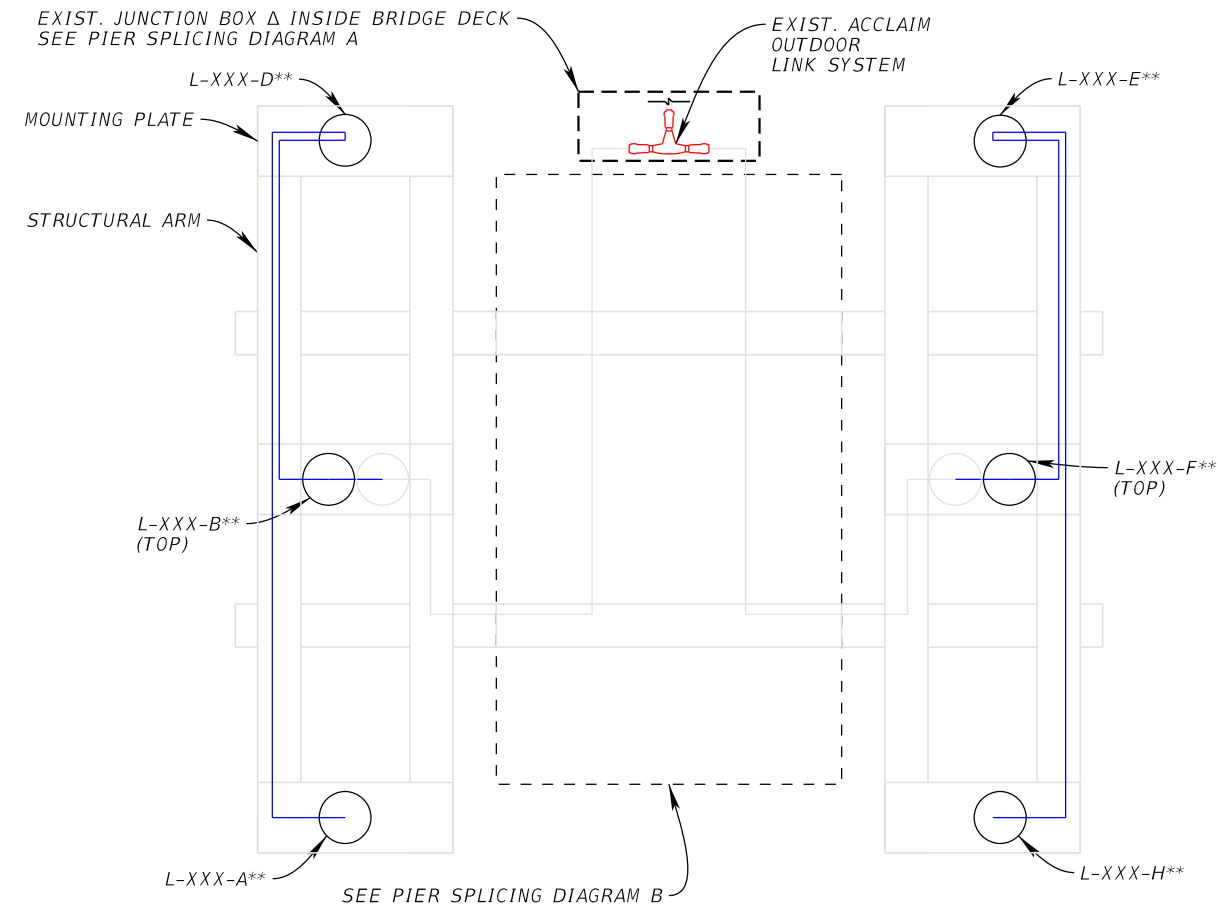


LEGEND

 BRIDGE DECK

REVISIONS				JORDAN E. LEEP, P.E. P.E. LICENSE NUMBER 76102 KIMLEY-HORN AND ASSOCIATES, INC. 1777 MAIN STREET, SUITE 200 SARASOTA, FL 34236	TAMPA HILLSBOROUGH EXPRESSWAY AUTHORITY			WIRING DETAIL BRIDGE DECK CONDUIT RUNS	SHEET NO.
DATE	DESCRIPTION	DATE	DESCRIPTION		ROAD NO.	COUNTY	CONTRACT NO.		52
					S.R. 618	HILLSBOROUGH	O-01217		

TYPICAL PIER LAYOUT



**SEE POLE DATA TABLES FOR LUMINAIRE NUMBERS.

LEGEND

- EXIST. JUNCTION BOX
- LUMINAIRE
- EXIST. PIER

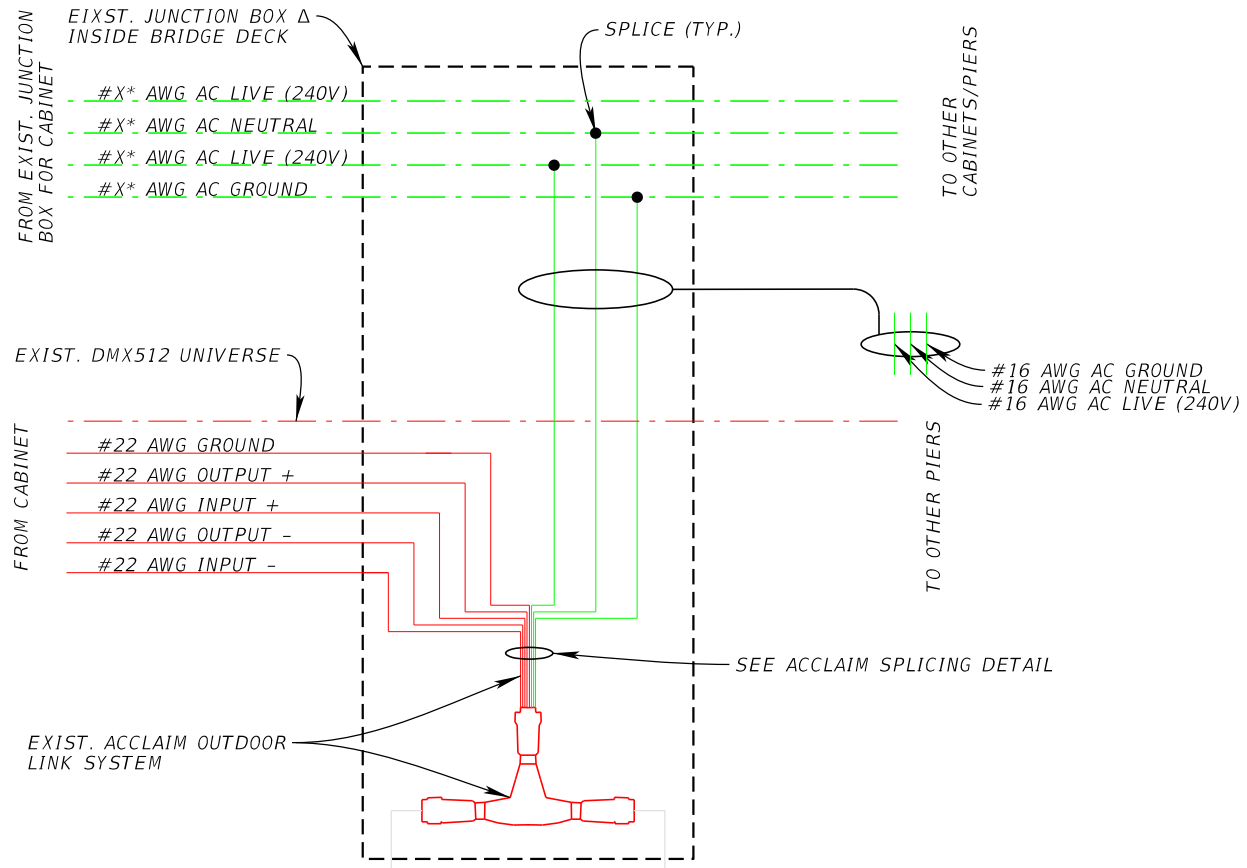
PROP. ACCLAIM OUTDOOR LINK SYSTEM FOR DYNA DRUM 50 (BASE BID)

PROP. ACCLAIM OUTDOOR LINK SYSTEM FOR DYNA DRUM 50 / HO QW (BID ALTERNATE)

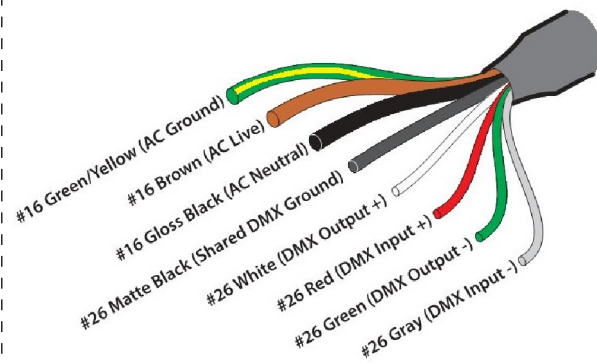
PIER

REVISIONS				JORDAN E. LEEP, P.E. P.E. LICENSE NUMBER 76102 KIMLEY-HORN AND ASSOCIATES, INC. 1777 MAIN STREET, SUITE 200 SARASOTA, FL 34236	TAMPA HILLSBOROUGH EXPRESSWAY AUTHORITY			WIRING DETAIL GENERAL LAYOUT	SHEET NO.
DATE	DESCRIPTION	DATE	DESCRIPTION		ROAD NO.	COUNTY	CONTRACT NO.		53
					S.R. 618	HILLSBOROUGH	O-01217		

PIER SPLICING DIAGRAM A



ACCLAIM SPLICING DETAIL



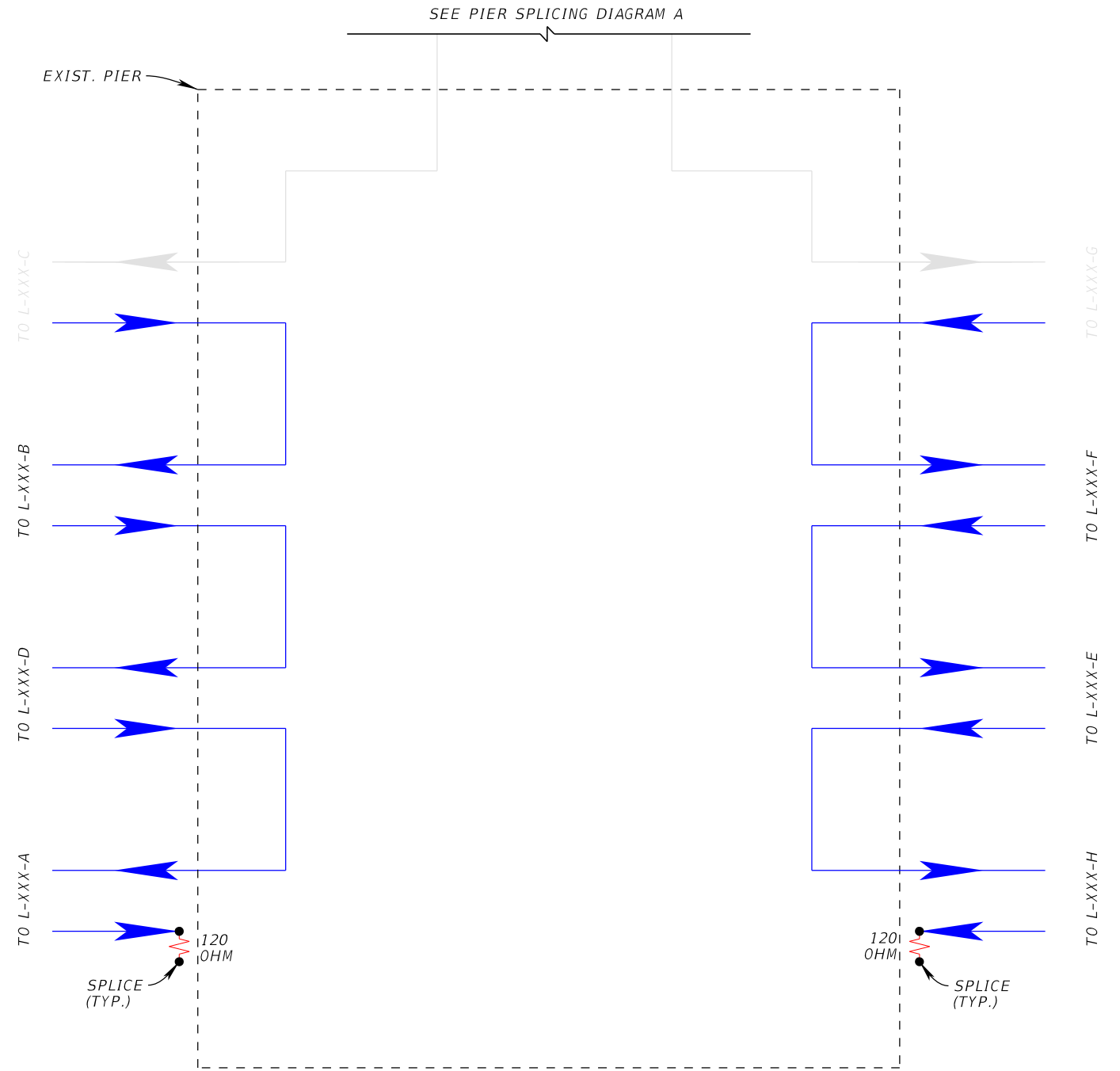
SEE PIER SPLICING DIAGRAM B

EXIST. PIER

NOTE: SEE POLE DATA TABLES FOR PHASE TO PIER RELATIONSHIPS

*SEE PLAN SHEETS FOR CIRCUIT NAMES AND SIZES OF CONDUCTORS

PIER SPLICING DIAGRAM B



LEGEND

— PROP. ACCLAIM OUTDOOR LINK SYSTEM FOR DYNA DRUM SO (BASE BID)

— PROP. ACCLAIM OUTDOOR LINK SYSTEM FOR DYNA DRUM SO / HO QW (BID ALTERNATE)

PIER

**WIRING DETAIL
SPLICING DIAGRAM**

REVISIONS			
DATE	DESCRIPTION	DATE	DESCRIPTION

JORDAN E. LEEP, P.E.
P.E. LICENSE NUMBER 76102
KIMLEY-HORN AND ASSOCIATES, INC.
1777 MAIN STREET, SUITE 200
SARASOTA, FL 34236

**TAMPA HILLSBOROUGH
EXPRESSWAY AUTHORITY**

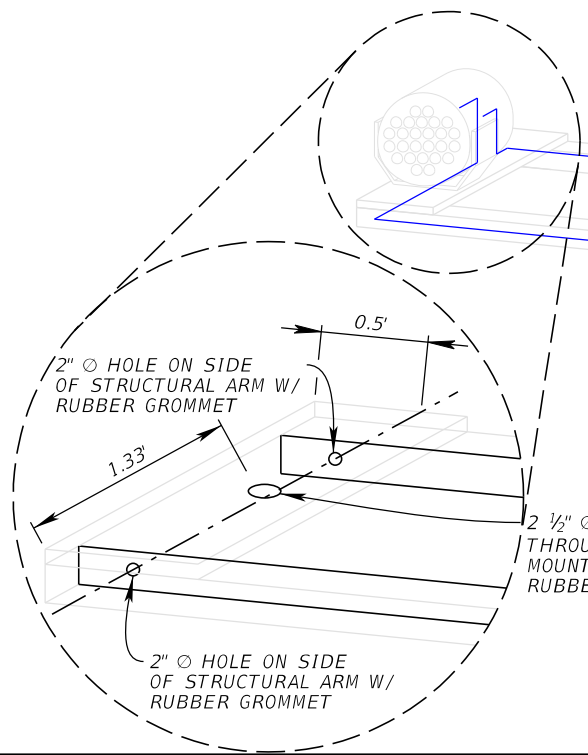
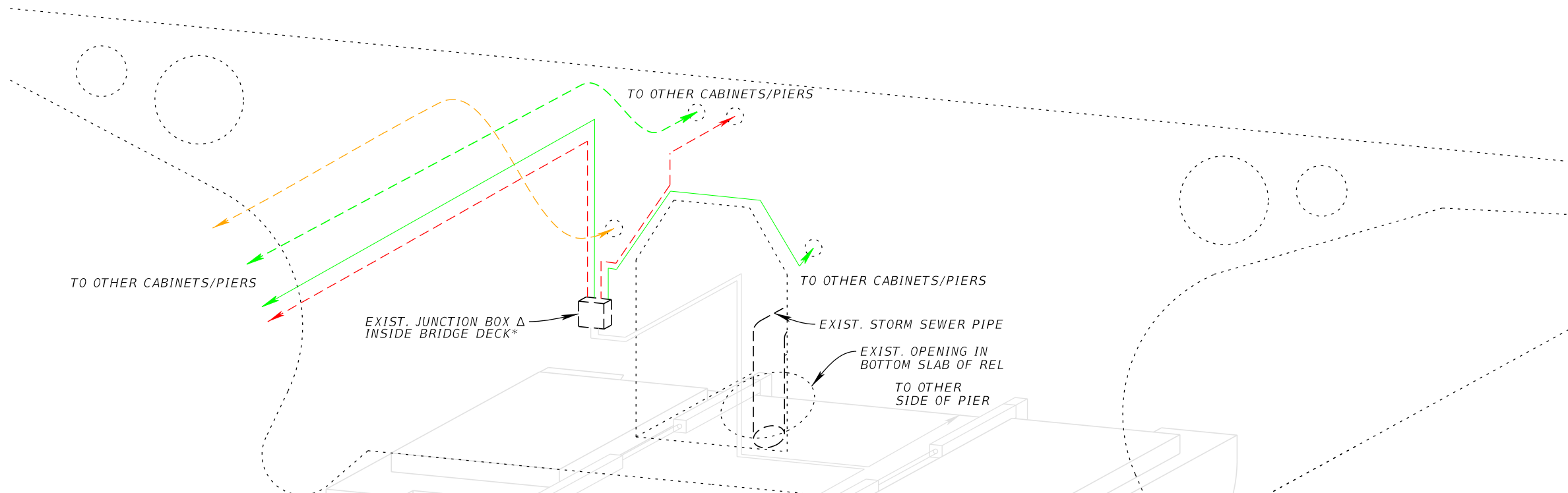
ROAD NO.	COUNTY	CONTRACT NO.
S.R. 618	HILLSBOROUGH	O-01217

SHEET NO.

54

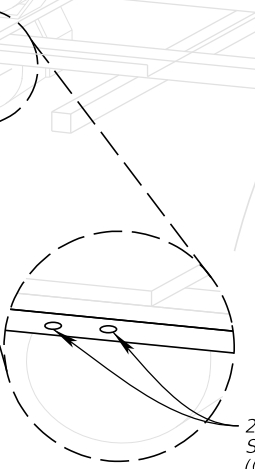
NOTE: VIEW IS LOOKING EASTWARD THROUGH BRIDGE DECK

*EXIST. JUNCTION BOX INSIDE BRIDGE DECK IS 12"X12"X4" (MIN.)



WIRE OUTDOOR LINK SYSTEM THROUGH OPEN CHANNEL OF STRUCTURAL ARM TYPE 2

NOTE: THESE DETAILS ARE TYPICAL FOR ALL WIRING CONFIGURATIONS THROUGH STRUCTURAL ARMS. MAXIMUM 2" Ø HOLES ON STRUCTURAL ARMS.



- LEGEND**
- BRIDGE DECK
 - EXIST. AC ELECTRICAL CONDUIT
 - EXIST. DMX512 CONDUIT
 - PROP. ACCLAIM OUTDOOR LINK SYSTEM FOR DYNA DRUM SO (BASE BID)
 - PROP. ACCLAIM OUTDOOR LINK SYSTEM FOR DYNA DRUM SO / HO QW (BID ALTERNATE)
 - EXIST. FIBER OPTIC CONDUIT
 - EXIST. ELECTRICAL CONDUIT

PIER

REVISIONS			
DATE	DESCRIPTION	DATE	DESCRIPTION

JORDAN E. LEEP, P.E.
 P.E. LICENSE NUMBER 76102
 KIMLEY-HORN AND ASSOCIATES, INC.
 1777 MAIN STREET, SUITE 200
 SARASOTA, FL 34236

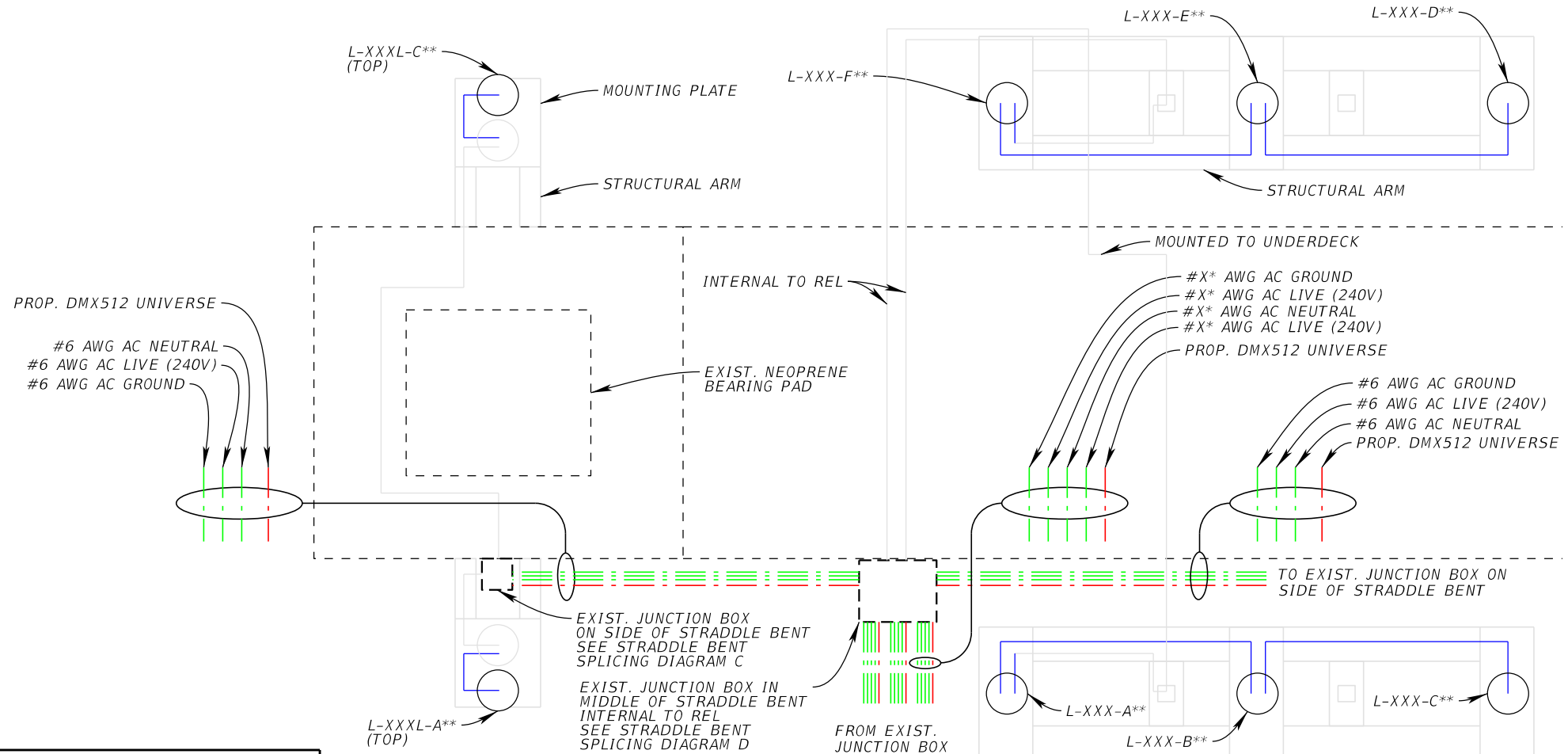
TAMPA HILLSBOROUGH EXPRESSWAY AUTHORITY		
ROAD NO.	COUNTY	CONTRACT NO.
S.R. 618	HILLSBOROUGH	O-01217

**WIRING DETAIL
 STRUCTURAL ARM**

SHEET NO.
 55

THE OFFICIAL RECORD OF THIS SHEET IS THE ELECTRONIC FILE DIGITALLY SIGNED AND SEALED UNDER RULE 61G15-23.004, F.A.C.

TYPICAL STRADDLE BENT LEG LAYOUT



*SEE PLAN SHEETS FOR CIRCUIT NAMES AND SIZES OF CONDUCTORS

**SEE POLE DATA TABLES FOR LUMINAIRE NUMBERS

NOTE: DETAIL IS NOT TO SCALE.

LEGEND

- LUMINAIRE
- EXIST. JUNCTION BOX
- EXIST. STRADDLE BENT
- EXIST. AC ELECTRICAL CONDUCTORS
- EXIST. DMX512 UNIVERSE
- PROP. ACCLAIM OUTDOOR LINK SYSTEM FOR DYNA DRUM 50 (BASE BID)
- PROP. ACCLAIM OUTDOOR LINK SYSTEM FOR DYNA DRUM 50 / H0 QW (BID ALTERNATE)

STRADDLE BENT

WIRING DETAIL
GENERAL LAYOUT

REVISIONS			
DATE	DESCRIPTION	DATE	DESCRIPTION

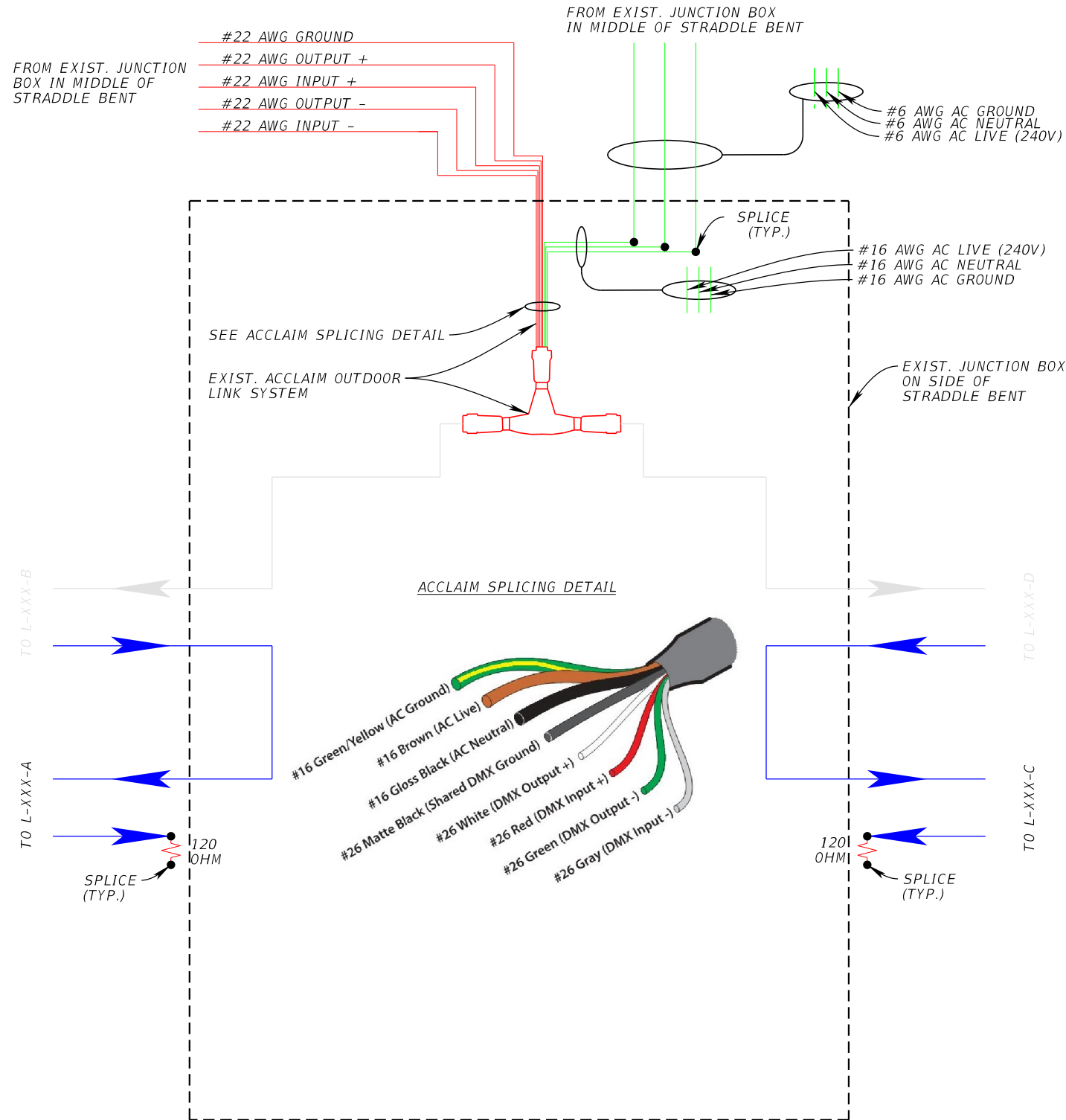
JORDAN E. LEEP, P.E.
P.E. LICENSE NUMBER 76102
KIMLEY-HORN AND ASSOCIATES, INC.
1777 MAIN STREET, SUITE 200
SARASOTA, FL 34236

TAMPA HILLSBOROUGH EXPRESSWAY AUTHORITY		
ROAD NO.	COUNTY	CONTRACT NO.
S.R. 618	HILLSBOROUGH	O-01217

SHEET NO.
56

THE OFFICIAL RECORD OF THIS SHEET IS THE ELECTRONIC FILE DIGITALLY SIGNED AND SEALED UNDER RULE 61G15-23.004, F.A.C.

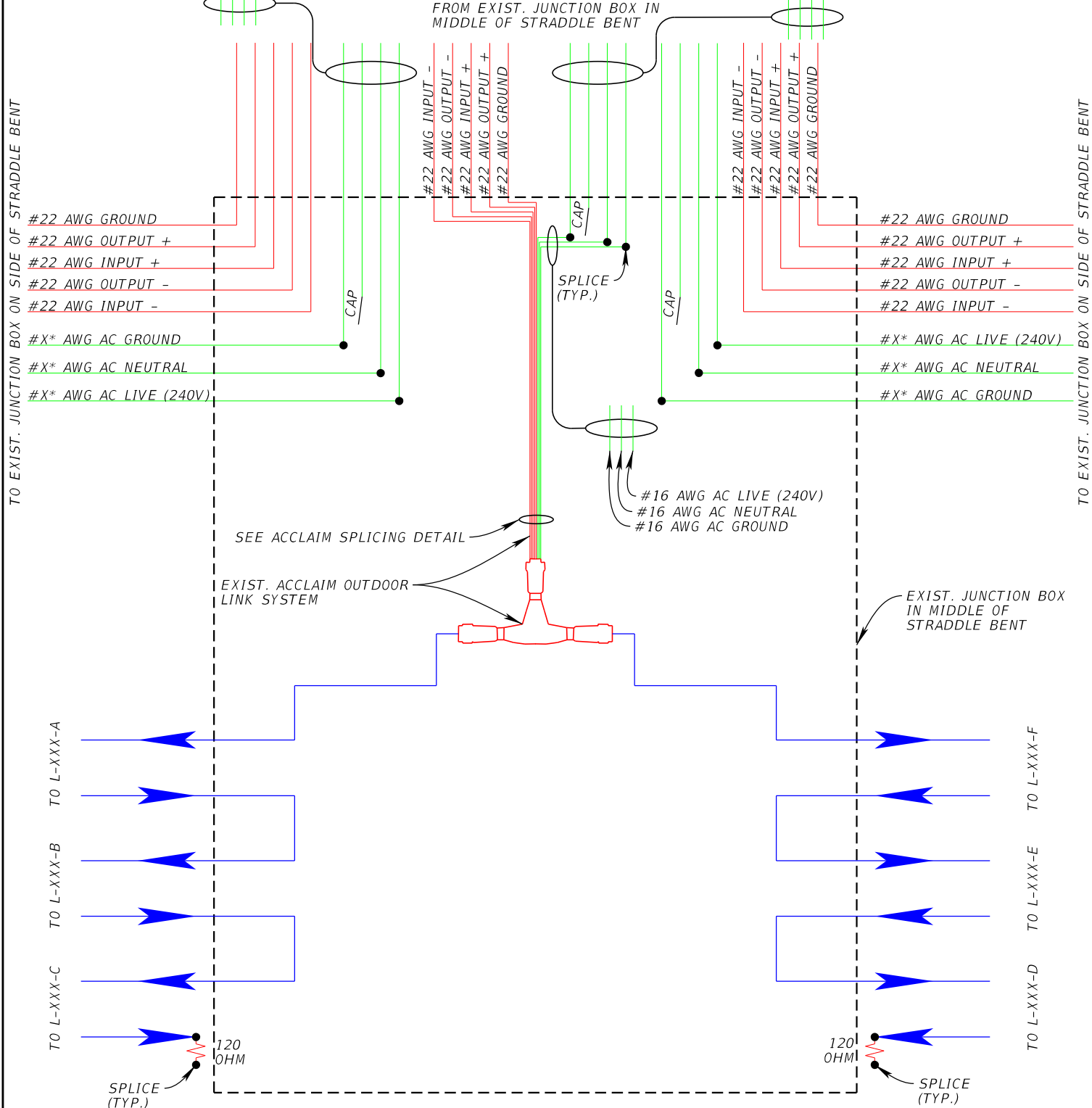
STRADDLE BENT SPLICING DIAGRAM C



LEGEND
 PROP. ACCLAIM OUTDOOR LINK SYSTEM FOR DYNA DRUM SO (BASE BID)
 PROP. ACCLAIM OUTDOOR LINK SYSTEM FOR DYNA DRUM SO / HO QW (BID ALTERNATE)

NOTE: SEE POLE DATA TABLES FOR PHASE TO STRADDLE BENT RELATIONSHIPS

STRADDLE BENT SPLICING DIAGRAM D



NOTE: SEE POLE DATA TABLES FOR PHASE TO STRADDLE BENT RELATIONSHIPS. DIAGRAM D DEPICTS LAST JUNCTION BOX AT END OF CIRCUIT. SEE BASE BID STRADDLE BENT WIRING DETAIL SPLICING DIAGRAMS B & D FOR JUNCTION BOXES THROUGHOUT CIRCUIT.

*SEE PLAN SHEETS FOR CIRCUIT NAMES AND SIZES OF CONDUCTORS

STRADDLE BENT

**WIRING DETAIL
SPLICING DIAGRAM**

REVISIONS				JORDAN E. LEEP, P.E. P.E. LICENSE NUMBER 76102 KIMLEY-HORN AND ASSOCIATES, INC. 1777 MAIN STREET, SUITE 200 SARASOTA, FL 34236	TAMPA HILLSBOROUGH EXPRESSWAY AUTHORITY			SHEET NO. 57
DATE	DESCRIPTION	DATE	DESCRIPTION		ROAD NO.	COUNTY	CONTRACT NO.	
					S.R. 618	HILLSBOROUGH	O-01217	

THE OFFICIAL RECORD OF THIS SHEET IS THE ELECTRONIC FILE DIGITALLY SIGNED AND SEALED UNDER RULE 61G15-23.004, F.A.C.

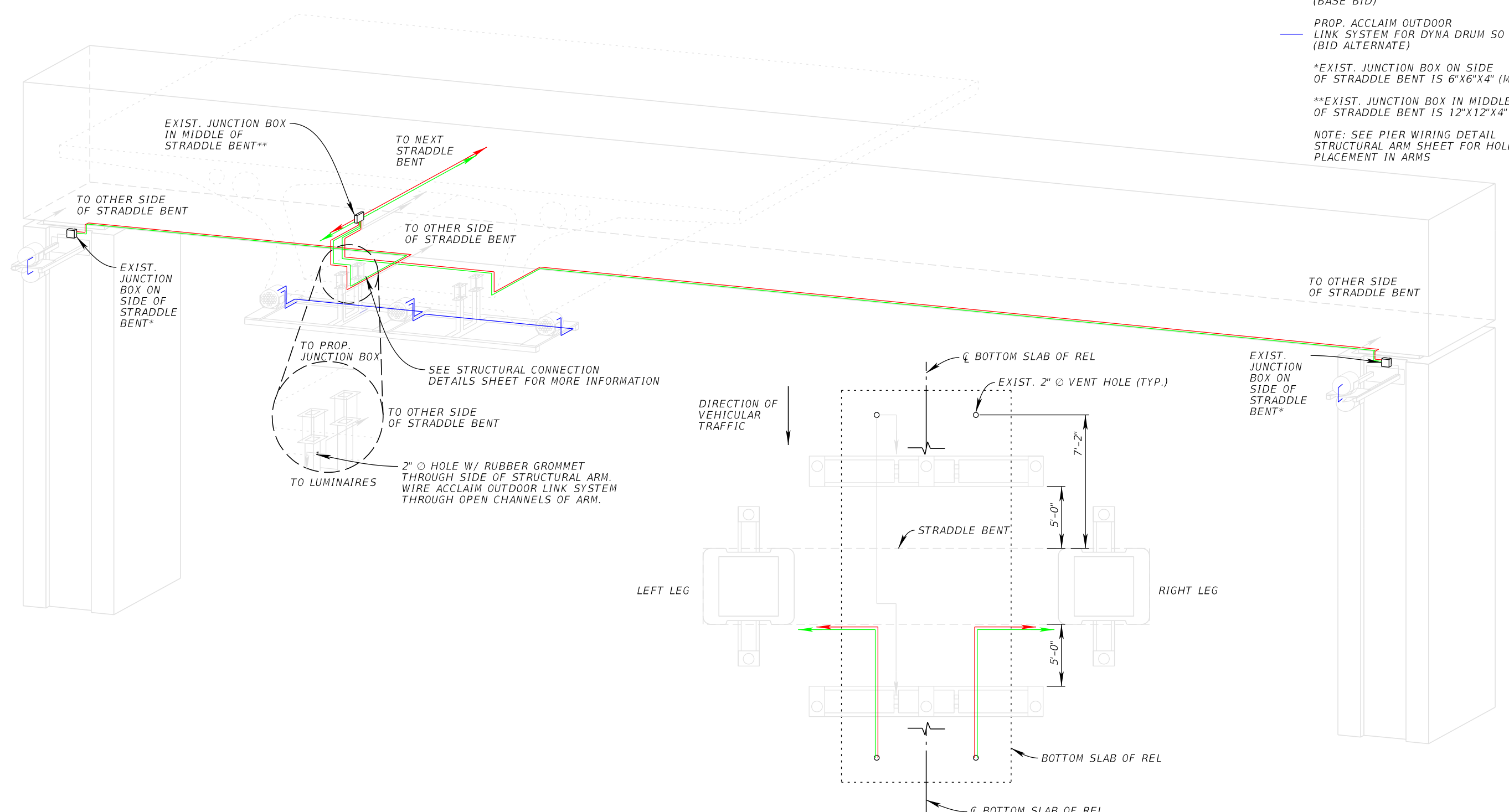
LEGEND

- BRIDGE DECK
- EXIST. AC ELECTRICAL CONDUIT
- EXIST. DMX512 CONDUIT
- PROP. ACCLAIM OUTDOOR LINK SYSTEM FOR DYNA DRUM 50 (BASE BID)
- PROP. ACCLAIM OUTDOOR LINK SYSTEM FOR DYNA DRUM 50 / HO QW (BID ALTERNATE)

*EXIST. JUNCTION BOX ON SIDE OF STRADDLE BENT IS 6"X6"X4" (MIN.)

**EXIST. JUNCTION BOX IN MIDDLE OF STRADDLE BENT IS 12"X12"X4" (MIN.)

NOTE: SEE PIER WIRING DETAIL STRUCTURAL ARM SHEET FOR HOLE PLACEMENT IN ARMS



LEFT LEG

RIGHT LEG

PLAN VIEW

STRADDLE BENT

**WIRING DETAIL
STRUCTURAL ARM**

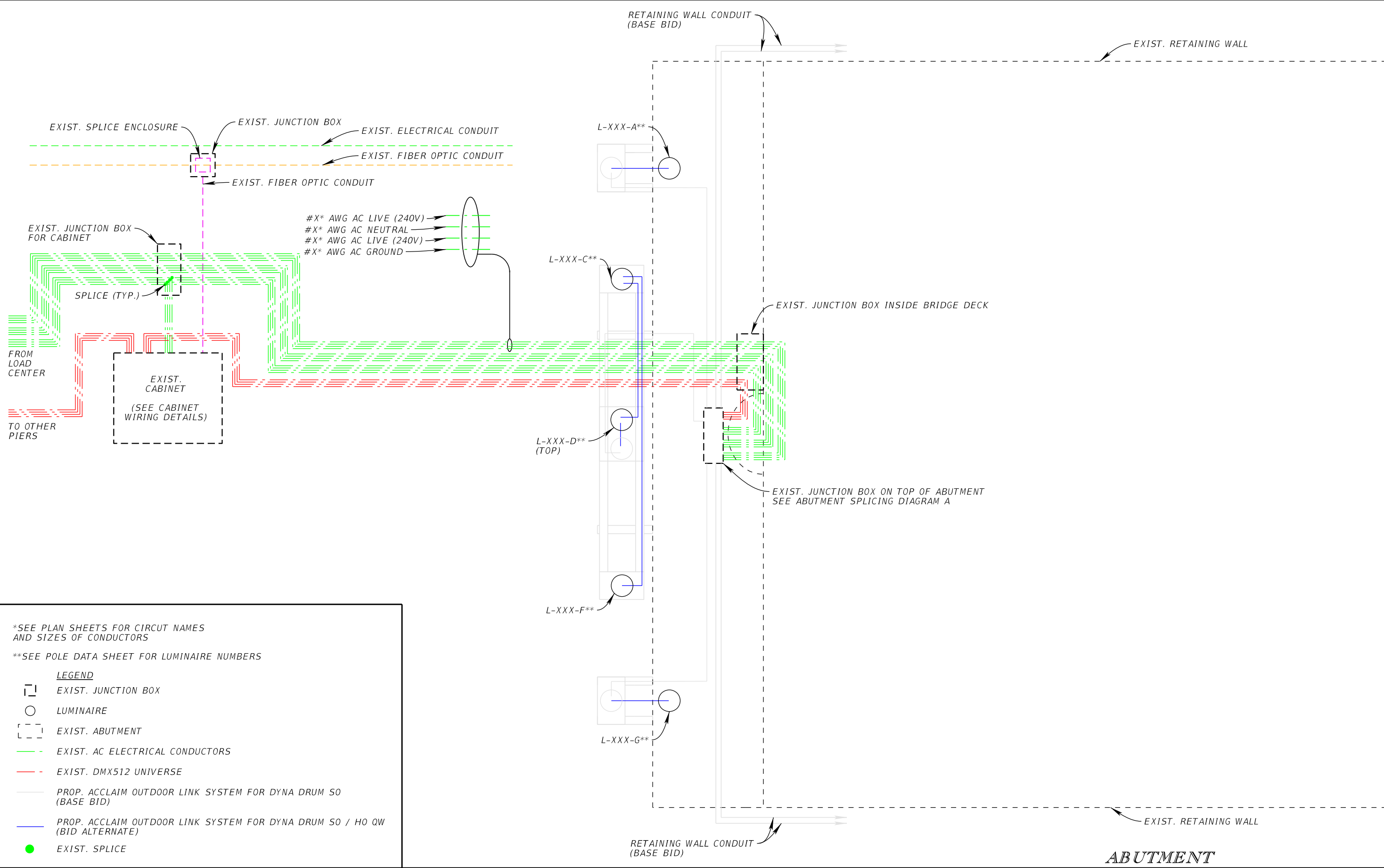
REVISIONS			
DATE	DESCRIPTION	DATE	DESCRIPTION

JORDAN E. LEEP, P.E.
P.E. LICENSE NUMBER 76102
KIMLEY-HORN AND ASSOCIATES, INC.
1777 MAIN STREET, SUITE 200
SARASOTA, FL 34236

TAMPA HILLSBOROUGH EXPRESSWAY AUTHORITY		
ROAD NO.	COUNTY	CONTRACT NO.
S.R. 618	HILLSBOROUGH	O-01217

SHEET
NO.
58

THE OFFICIAL RECORD OF THIS SHEET IS THE ELECTRONIC FILE DIGITALLY SIGNED AND SEALED UNDER RULE 61G15-23.004, F.A.C.



*SEE PLAN SHEETS FOR CIRCUIT NAMES AND SIZES OF CONDUCTORS
 **SEE POLE DATA SHEET FOR LUMINAIRE NUMBERS

LEGEND

	EXIST. JUNCTION BOX
	LUMINAIRE
	EXIST. ABUTMENT
	EXIST. AC ELECTRICAL CONDUCTORS
	EXIST. DMX512 UNIVERSE
	PROP. ACCLAIM OUTDOOR LINK SYSTEM FOR DYNA DRUM 50 (BASE BID)
	PROP. ACCLAIM OUTDOOR LINK SYSTEM FOR DYNA DRUM 50 / H0 QW (BID ALTERNATE)
	EXIST. SPLICE

JORDAN E. LEEP, P.E.
 P.E. LICENSE NUMBER 76102
 KIMLEY-HORN AND ASSOCIATES, INC.
 1777 MAIN STREET, SUITE 200
 SARASOTA, FL 34236

TAMPA HILLSBOROUGH EXPRESSWAY AUTHORITY		
ROAD NO.	COUNTY	CONTRACT NO.
S.R. 618	HILLSBOROUGH	O-01217

**WIRING DETAIL
 GENERAL LAYOUT**

SHEET NO.
 59

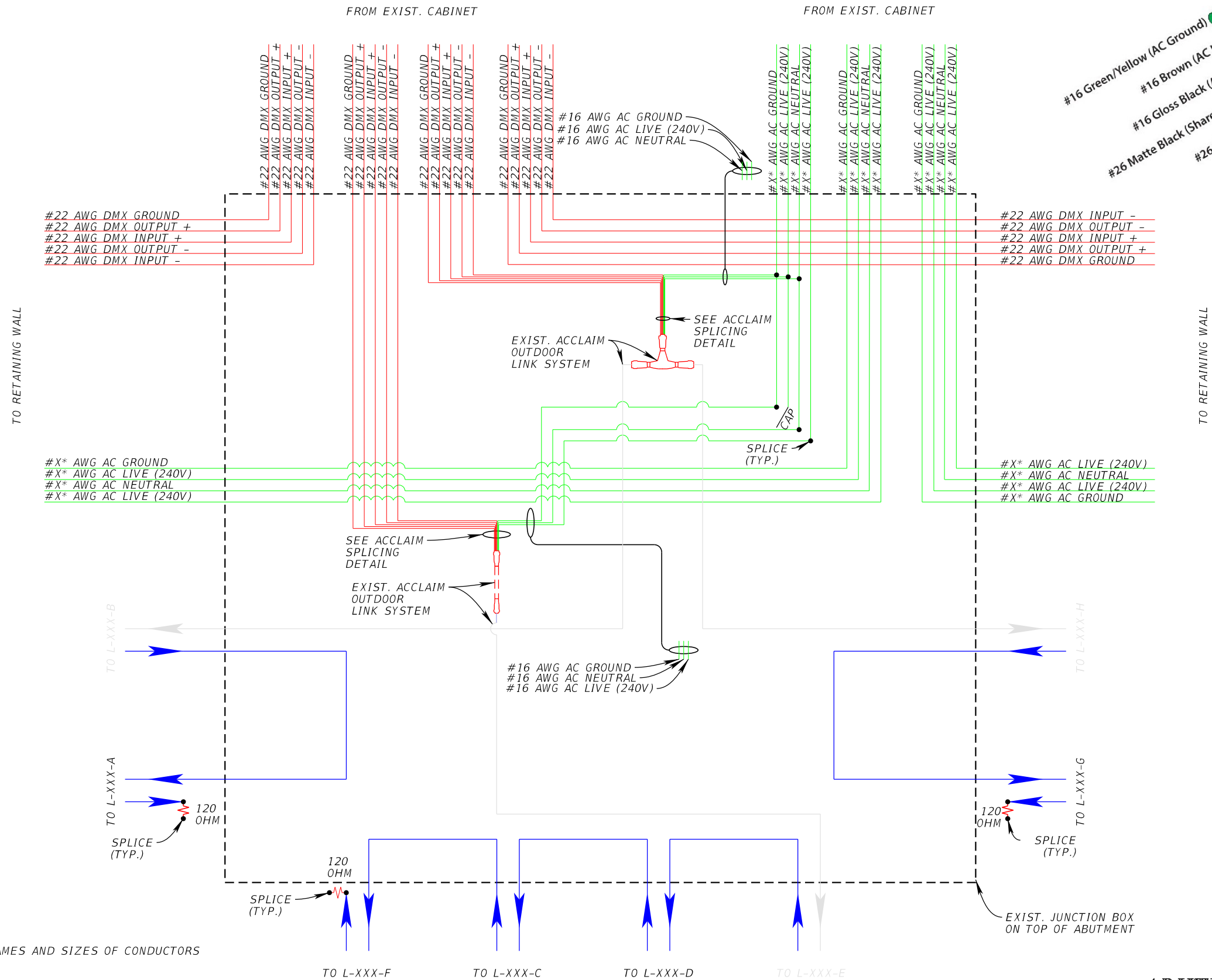
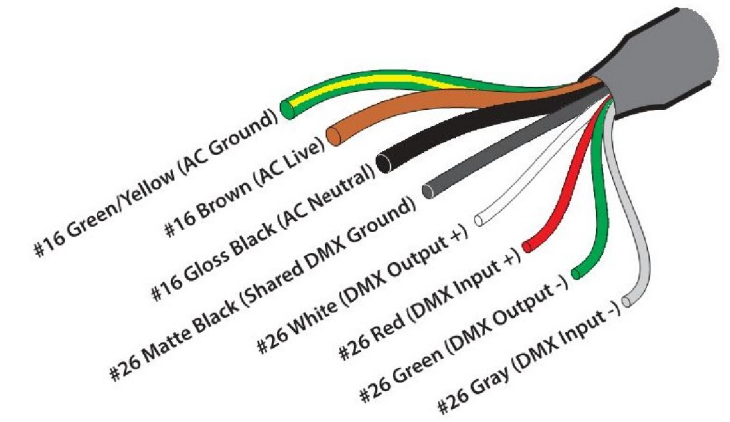
THE OFFICIAL RECORD OF THIS SHEET IS THE ELECTRONIC FILE DIGITALLY SIGNED AND SEALED UNDER RULE 61G15-23.004, F.A.C.

LEGEND

- PROP. ACCLAIM OUTDOOR LINK SYSTEM FOR DYNA DRUM 50 (BASE BID)
- PROP. ACCLAIM OUTDOOR LINK SYSTEM FOR DYNA DRUM 50 / H0 QW (BID ALTERNATE)

ABUTMENT SPLICING DIAGRAM A

ACCLAIM SPLICING DETAIL



*SEE PLAN SHEETS FOR CIRCUIT NAMES AND SIZES OF CONDUCTORS

ABUTMENT

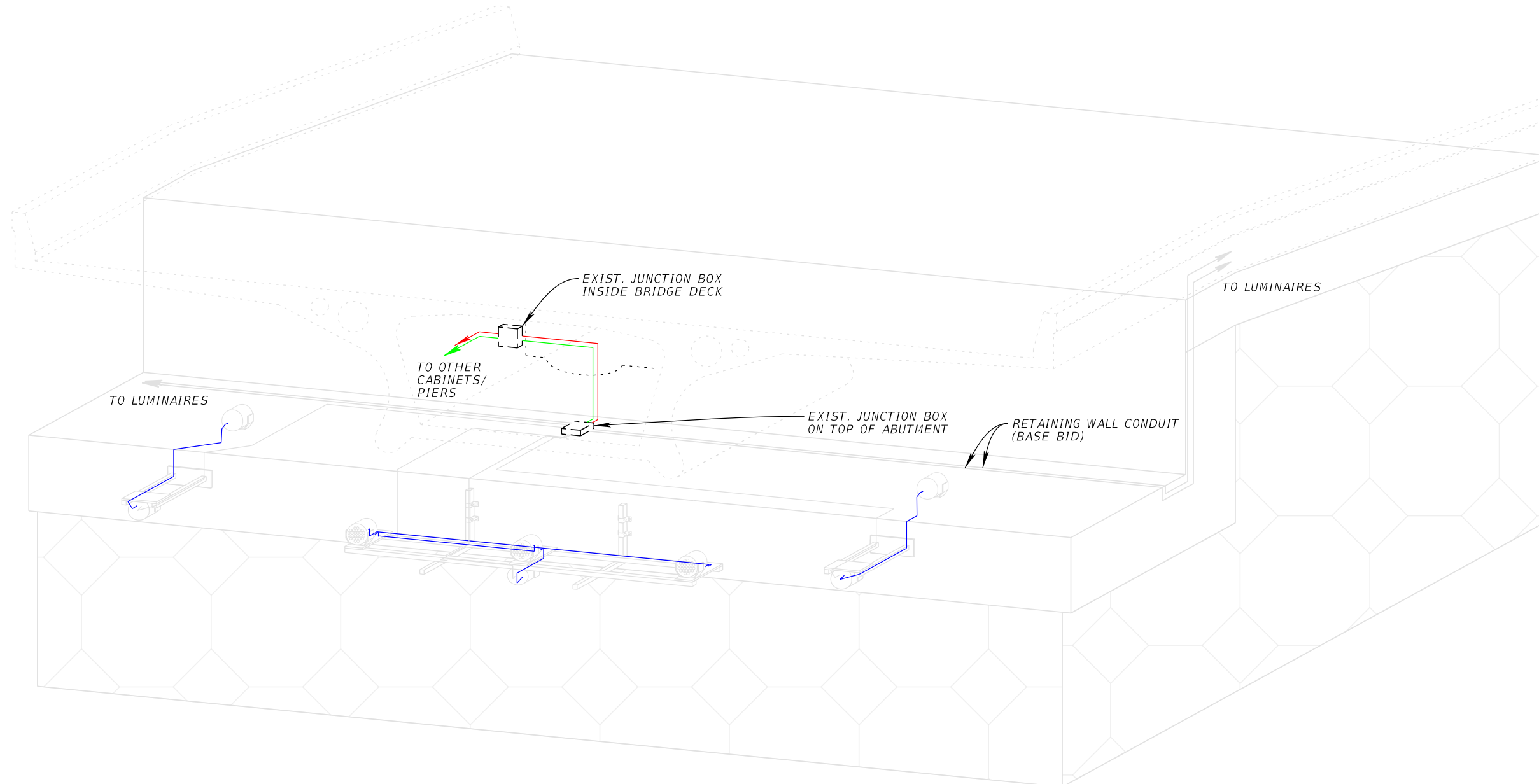
REVISIONS				JORDAN E. LEEP, P.E. P.E. LICENSE NUMBER 76102 KIMLEY-HORN AND ASSOCIATES, INC. 1777 MAIN STREET, SUITE 200 SARASOTA, FL 34236	TAMPA HILLSBOROUGH EXPRESSWAY AUTHORITY			WIRING DETAIL SPLICING DIAGRAM	SHEET NO.
DATE	DESCRIPTION	DATE	DESCRIPTION		ROAD NO.	COUNTY	CONTRACT NO.		
						S.R. 618	HILLSBOROUGH		O-01217

THE OFFICIAL RECORD OF THIS SHEET IS THE ELECTRONIC FILE DIGITALLY SIGNED AND SEALED UNDER RULE 61G15-23.004, F.A.C.

NOTE: SEE PIER WIRING DETAIL
STRUCTURAL ARM SHEET FOR
HOLE PLACEMENT IN ARMS

*EXIST. JUNCTION BOX ON TOP
OF ABUTMENT IS 12"X12"X4" (MIN.)

**EXIST. JUNCTION BOX INSIDE
BRIDGE DECK IS 6"X6"X4" (MIN.)



LEGEND

- BRIDGE DECK
- EXIST. AC ELECTRICAL CONDUIT
- EXIST. DMX512 CONDUIT
- PROP. ACCLAIM OUTDOOR LINK SYSTEM FOR DYNA DRUM SO / HO QW (BASE BID)
- PROP. ACCLAIM OUTDOOR LINK SYSTEM FOR DYNA DRUM SO / HO QW (BID ALTERNATE)

ABUTMENT

REVISIONS				JORDAN E. LEEP, P.E. P.E. LICENSE NUMBER 76102 KIMLEY-HORN AND ASSOCIATES, INC. 1777 MAIN STREET, SUITE 200 SARASOTA, FL 34236	TAMPA HILLSBOROUGH EXPRESSWAY AUTHORITY			WIRING DETAIL STRUCTURAL ARM	SHEET NO.
DATE	DESCRIPTION	DATE	DESCRIPTION		ROAD NO.	COUNTY	CONTRACT NO.		61
						S.R. 618	HILLSBOROUGH		O-01217

THE OFFICIAL RECORD OF THIS SHEET IS THE ELECTRONIC FILE DIGITALLY SIGNED AND SEALED UNDER RULE 61G15-23.004, F.A.C.

GENERAL NOTES

TYPICAL A APPLIES TO THE MAJORITY OF TRAFFIC CONTROL APPROACHES. OPPOSING LANES AND MEDIANS CAN BE UTILIZED WHERE NECESSARY TO ACCESS STRADDLE BENT COLUMNS OFFSET FROM THE ROADWAY. SEE INDEX 102-005 AND MUTCD SECTION 6G.09.

THE FOLLOWING APPLIES TO TYPICAL A:

INSIDE LANE CLOSURES (ONE DIRECTION) AS ALLOWED PER HOURS BELOW:

- 7PM TO 5AM (MON-FRI) ONLY
- 9AM TO 3:30PM (MON-FRI) ONLY
- 7AM (SAT) THROUGH 5AM (MON) ONLY

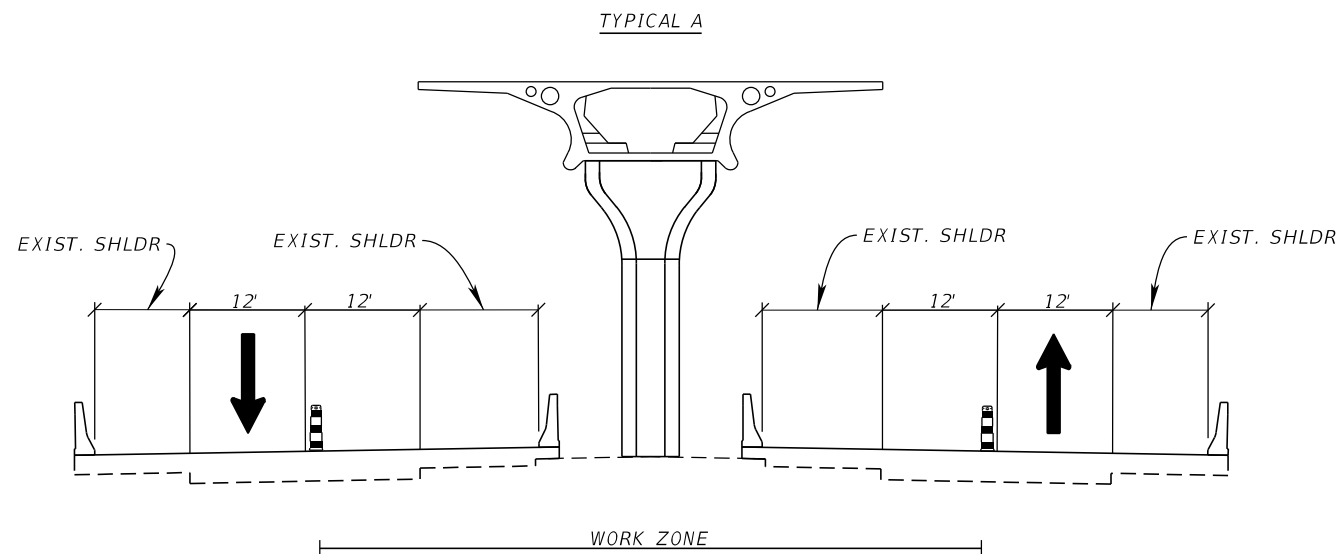
SINGLE LANE CLOSURE RESTRICTIONS:

NO CLOSURES DURING ALL EVENTS AT AMALIE ARENA OR TAMPA CONVENTION CENTER W/ ANTICIPATED ATTENDANCE OF 10,000 OR MORE.

NO CLOSURES FOR EASTBOUND TRAFFIC ONE HOUR FOLLOWING MAJOR EVENTS DESCRIBED ABOVE.

TYPICAL A

1. PLACE ADVANCE TRAFFIC CONTROL SIGNS AND TRAFFIC CONTROL DEVICES AS SHOWN IN THE TRAFFIC CONTROL PLAN ADVANCE WARNING LAYOUT AND INDEX 102-010, 102-045.
2. PLACE CHANNELIZING DEVICES AND SIGNING, AND SHIFT TRAFFIC TO OUTSIDE LANE SO INSIDE LANE CAN BE UTILIZED FOR CONSTRUCTION. NIGHT TIME INSIDE LANE CLOSURE ALLOWED WHEN NECESSARY IN ACCORDANCE WITH LANE CLOSURE RESTRICTIONS.
3. CONSTRUCT STRUCTURE BRACKETS, PULL BOXES, CONDUIT, JUNCTION BOXES, LUMINAIRES, LOAD CENTERS, AND PERFORM REMOVAL AND RESTORATION OPERATIONS PER PLANS.
4. REFER TO REL HATCH ACCESS POINTS TABLE FOR ACCESS LOCATIONS INTO THE SEGMENTAL BOX GIRDER.



REL HATCH ACCESS POINT TABLE			
ACCESS POINT NUMBER	STATION (APPROX.)	PIER	SIDE OF PIER
1	110+80.0	172	WEST
2	113+43.0	171	EAST
3	117+11.6	168	WEST
4	119+24.1	166	WEST
5	127+98.5	161	EAST
6	132+20.0	157	EAST
7	136+42.6	154	EAST
8	141+81.5	150	WEST
9	146+01.8	147	WEST
10	150+20.6	144	WEST
11	151+81.7	143	EAST
12	157+20.7	139	EAST
13	161+76.2	136	WEST
14	164+48.6	134	WEST
15	170+41.1	130	EAST
16	174+42.8	127	WEST
17	177+28.9	125	WEST
18	222+46.7	119	EAST
19	226+48.7	116	WEST
20	229+55.6	114	EAST
21	233+81.3	111	EAST
22	238+05.3	108	EAST
23	242+29.5	105	EAST
24	246+61.6	102	EAST
25	250+83.6	99	EAST
26	255+09.3	96	EAST
27	259+39.1	93	EAST
28	263+63.2	90	EAST
29	269+02.9	86	WEST
30	271+84.0	84	EAST
31	276+17.4	81	EAST
32	279+81.4	78	WEST
33	284+26.0	75	EAST
34	288+40.7	72	EAST
35	292+21.8	69	EAST
36	296+30.9	66	EAST
37	300+55.8	63	EAST
38	304+79.6	60	EAST
39	309+15.3	57	EAST
40	313+38.5	54	EAST
41	317+74.9	51	EAST
42	322+89.8	47	WEST
43	331+61.6	41	EAST
44	335+50.3	38	WEST
45	339+99.3	35	EAST
46	343+96.7	32	EAST
47	346+35.0	30	EAST
48	353+39.3	25	EAST
49	357+42.7	22	WEST
50	361+48.2	19	WEST
51	365+46.2	16	WEST
52	368+07.2	14	WEST
53	373+69.3	10	WEST
54	376+44.3	8	WEST
55	380+80.8	5	WEST
56	385+01.4	2	WEST

REVISIONS				JORDAN E. LEEP, P.E. P.E. LICENSE NUMBER 76102 KIMLEY-HORN AND ASSOCIATES, INC. 1777 MAIN STREET, SUITE 200 SARASOTA, FL 34236	TAMPA HILLSBOROUGH EXPRESSWAY AUTHORITY			TRAFFIC CONTROL PHASING NOTES	SHEET NO.
DATE	DESCRIPTION	DATE	DESCRIPTION		ROAD NO.	COUNTY	CONTRACT NO.		
						S.R. 618	HILLSBOROUGH		O-01217

THE OFFICIAL RECORD OF THIS SHEET IS THE ELECTRONIC FILE DIGITALLY SIGNED AND SEALED UNDER RULE 61G15-23.004, F.A.C.

NOTES:

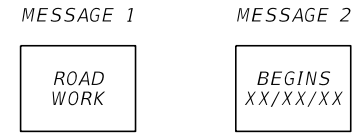
1. PLACE PEDESTRIAN CONTROL SIGNAGE AND PROVIDE SIDEWALK DIVERSION AT PIERS 168 AND 169 ACCORDING TO INDEX 102-075 AND TYPICAL PEDESTRIAN DETOUR PLAN.

PORTABLE CHANGEABLE MESSAGE SIGNS

PLACE PORTABLE CHANGEABLE MESSAGE SIGNS (PCMS) 14 DAYS PRIOR TO THE FIRST DAY OF CONSTRUCTION.

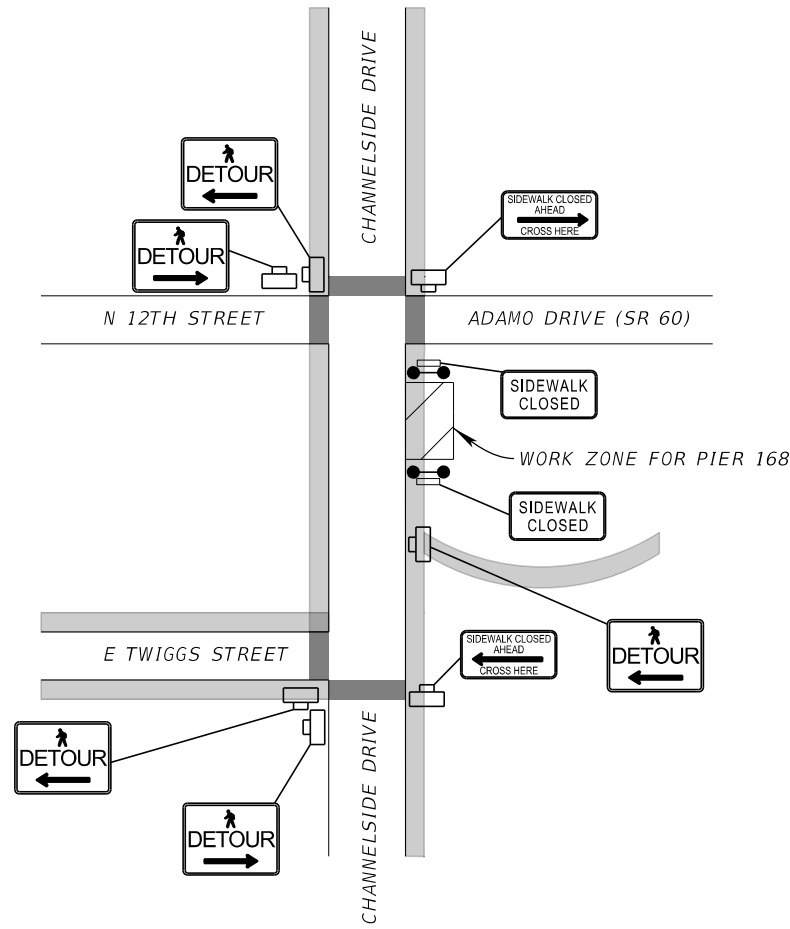
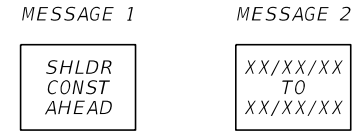
BEGIN/END PROJECT PRIOR TO CONSTRUCTION (FOR BOTH DIRECTIONS OF TRAVEL)

MESSAGES SHOULD READ:

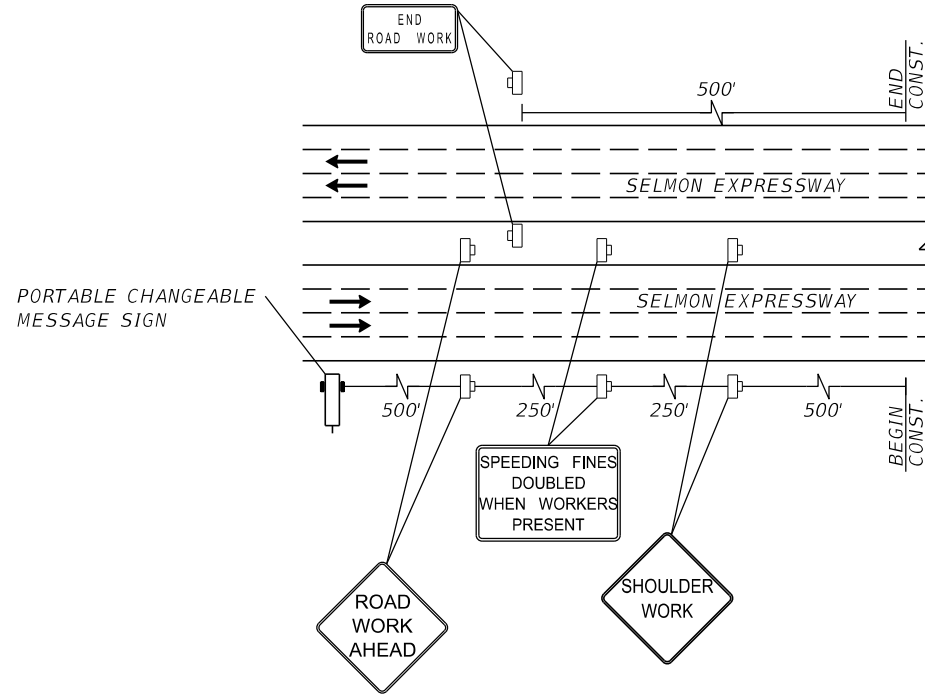


BEGIN/END PROJECT DURING CONSTRUCTION (FOR BOTH DIRECTIONS OF TRAVEL)

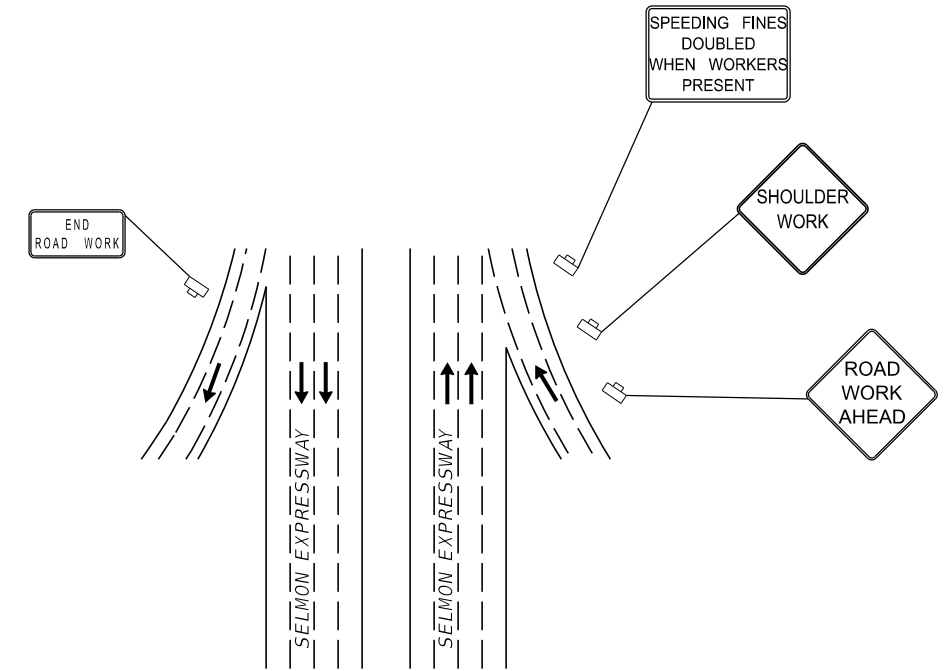
MESSAGES SHOULD READ:



TYPICAL PEDESTRIAN DETOUR



BEGIN/END CONSTRUCTION



UNSIGNALIZED SIDE STREET DETAIL

LEGEND

- WORK ZONE
- EXIST. CROSSWALK
- EXIST. SIDEWALK
- WORK ZONE SIGN
- PEDESTRIAN LONGITUDINAL CHANNELIZING DEVICE WITH WORK ZONE SIGN
- LANE IDENTIFICATION AND DIRECTION OF TRAFFIC
- TRAFFIC CONTROL SIGN

REVISIONS

DATE	DESCRIPTION	DATE	DESCRIPTION

JORDAN E. LEEP, P.E.
P.E. LICENSE NUMBER 76102
KIMLEY-HORN AND ASSOCIATES, INC.
1777 MAIN STREET, SUITE 200
SARASOTA, FL 34236

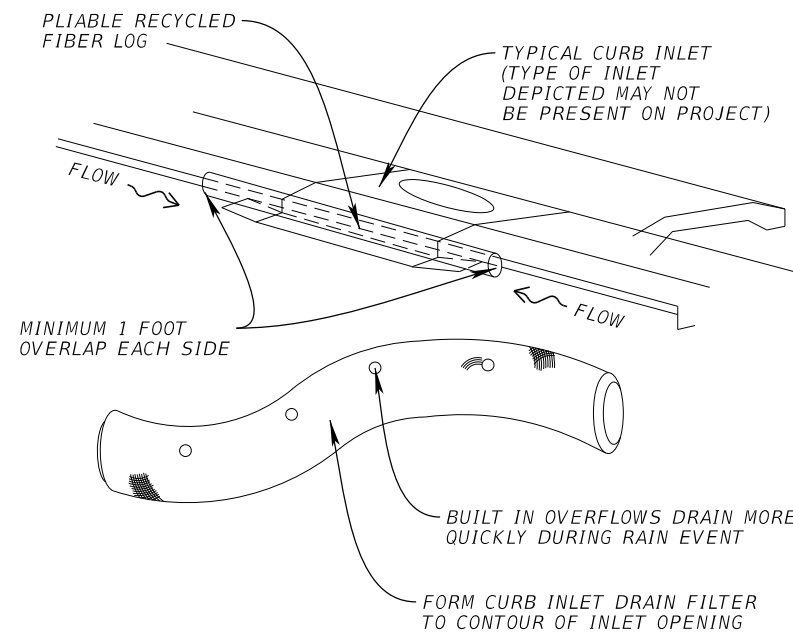
TAMPA HILLSBOROUGH
EXPRESSWAY AUTHORITY

ROAD NO.	COUNTY	CONTRACT NO.
S.R. 618	HILLSBOROUGH	O-01217

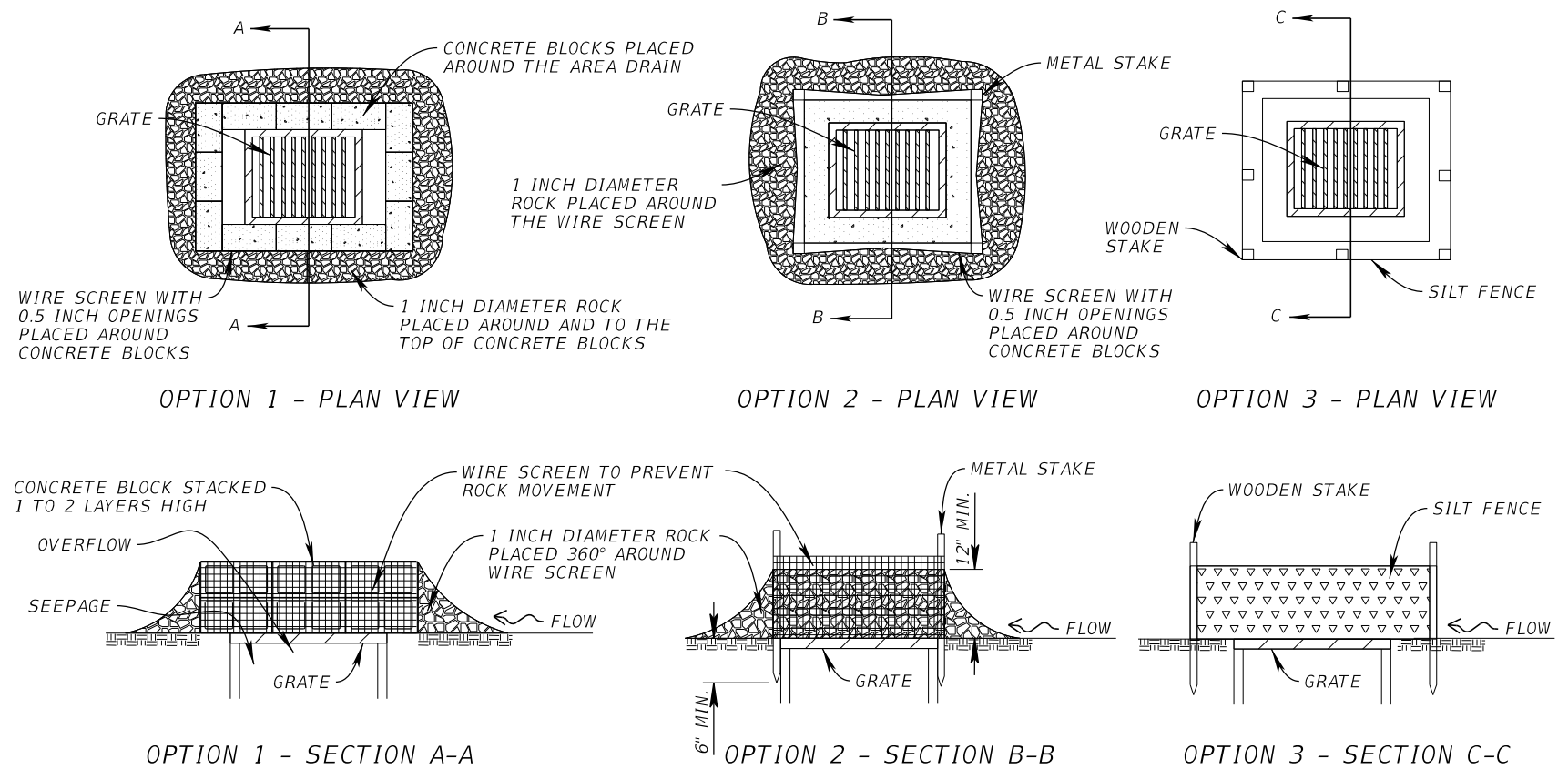
**TEMPORARY TRAFFIC
CONTROL PLAN**

SHEET
NO.

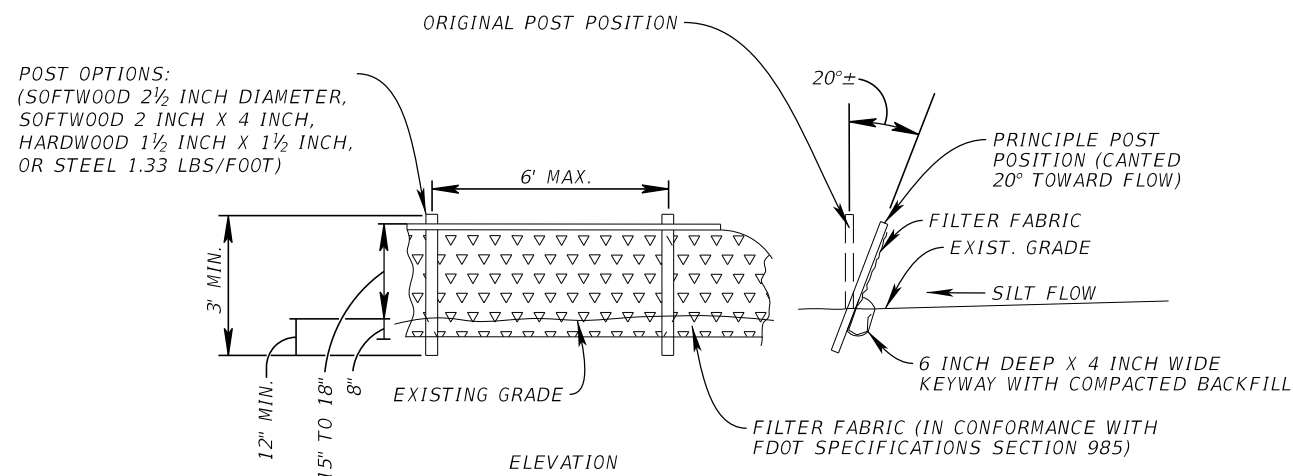
64



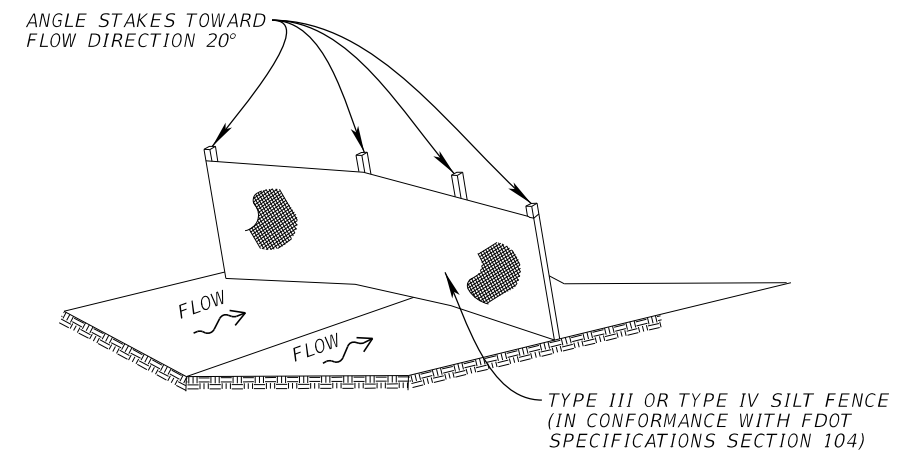
1 INLET PROTECTION SYSTEM



2 DITCH BOTTOM INLET PROTECTION



3 TYPE III SILT FENCE DETAIL



4 SILT FENCE CHECK DAM

REVISIONS				JORDAN E. LEEP, P.E. P.E. LICENSE NUMBER 76102 KIMLEY-HORN AND ASSOCIATES, INC. 1777 MAIN STREET, SUITE 200 SARASOTA, FL 34236	TAMPA HILLSBOROUGH EXPRESSWAY AUTHORITY			EROSION CONTROL DETAIL SHEET	SHEET NO.
DATE	DESCRIPTION	DATE	DESCRIPTION		ROAD NO.	COUNTY	CONTRACT NO.		
						S.R. 618	HILLSBOROUGH		O-01217

THE OFFICIAL RECORD OF THIS SHEET IS THE ELECTRONIC FILE DIGITALLY SIGNED AND SEALED UNDER RULE 61G15-23.004, F.A.C.