

O-01920
WB SELMON EXPY EXIT TO W EUCLID AVE
3" MILLING AND RESURFACING
1,257.0 SY

WB SELMON EXPY EXIT TO W EUCLID AVE

W EUCLID AVE

WB SELMON EXPY

SELMON EXPRESSWAY RAMP RESURFACING AREAS WB EXIT TO W EUCLID AVE	SHEET NO. 1
---	----------------

S ESPERANZA AVE

W BAY TO BAY BLVD



O-01920
WB SELMON EXPY EXIT TO W BAY TO BAY BLVD
3" MILLING AND RESURFACING WITH HIGH POLYMER MIX
1,721.1 SY

WB SELMON EXPY EXIT TO
W BAY TO BAY BLVD



O-01920
S WILLOW AVE ON RAMP TO WB SELMON EXPY
3" MILLING AND RESURFACING
1,232.7 SY

S WILLOW AVE ON RAMP TO WB SELMON EXPY

W PLATT ST

SEE EB EXIT TO S WILLOW AVE (1)

WB SELMON EXPY

EB SELMON EXPY

SEE S WILLOW AVE WB ON RAMP (2)



SEE S WILLOW AVE WB ON RAMP (1)

O-01920
S WILLOW AVE ON RAMP TO WB SELMON EXPY
3" MILLING AND RESURFACING
609.3 SY

O-01820
S WILLOW AVE ON RAMP TO WB SELMON EXPY
3" MILLING AND RESURFACING
273.3 SY

O-01920
S WILLOW AVE ON RAMP TO WB SELMON EXPY
3" MILLING AND RESURFACING

S WILLOW AVE ON RAMP TO WB SELMON EXPY

WB SELMON EXPY

EB SELMON EXPY

W CLEVELAND ST

S WILLOW AVE

S WILLOW AVE

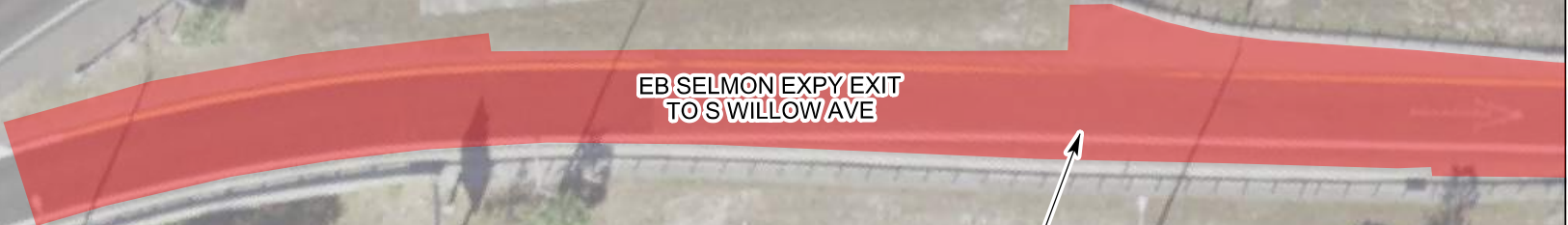
W CLEVELAND ST



SEE S WILLOW AVE WB ON RAMP (1)

WB SELMON EXPY

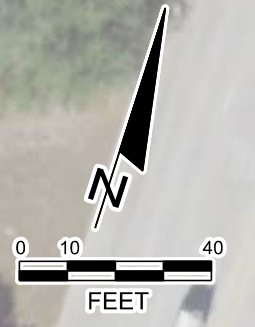
EB SELMON EXPY



EB SELMON EXPY EXIT TO S WILLOW AVE

O-01920
EB SELMON EXPY EXIT TO S WILLOW AVE
3" MILLING AND RESURFACING
925.3 SY

SEE EB EXIT TO S WILLOW AVE (2)



SEE S WILLOW AVE WB ON RAMP (1)

W PLATT ST

S WILLOW AVE

O-01820
EB SELMON EXPY EXIT TO S WILLOW AVE
3" MILLING AND RESURFACING
265.8 SY

EB SELMON EXPY EXIT TO S WILLOW AVE

O-01920
EB SELMON EXPY EXIT TO S WILLOW AVE
3" MILLING AND RESURFACING

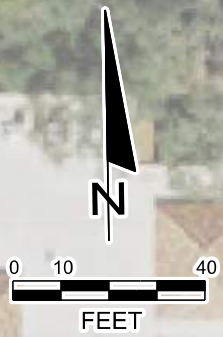
O-01920
EB SELMON EXPY EXIT TO S WILLOW AVE
3" MILLING AND RESURFACING
1,174.9 SY

S ORLEANS AVE

S WILLOW AVE

SEE EB EXIT TO S WILLOW AVE (1)

SEE S WILLOW AVE EB ON RAMP (1)



S NEWPORT AVE

S DELAWARE AVE

W CLEVELAND ST




O-01920
WB SELMON EXPY EXIT TO S WILLOW AVE
3" MILLING AND RESURFACING
1,009.1 SY

WB SELMON EXPY EXIT TO
S WILLOW AVE

WB SELMON EXPY

S WILLOW AVE

EB SELMON EXPY



O-01920
S WILLOW AVE ON RAMP TO EB SELMON EXPY
3" MILLING AND RESURFACING
1,469.7 SY

S WILLOW AVE ON RAMP TO EB SELMON EXPY

SEE EB EXIT TO S WILLOW AVE (2)

SEE S WILLOW AVE EB ON RAMP (2)

W PLATT ST

S NEWPORT AVE

SELMON EXPRESSWAY RAMP RESURFACING AREAS
S WILLOW AVE EB ON RAMP (1)

SHEET NO.
8



SEE S WILLOW AVE EB ON RAMP (1)

SEE WB EXIT TO S WILLOW AVE

EB SELMON EXPY


S WILLOW AVE ON RAMP TO EB SELMON EXPY

O-01920
S WILLOW AVE ON RAMP TO EB SELMON EXPY
3" MILLING AND RESURFACING

S DELAWARE AVE

W PLATT ST

S EDISON AVE



O-01920
WB SELMON EXPY EXIT TO S PLANT AVE
3" MILLING AND RESURFACING
1,180.5 SY

O-01920
WB SELMON EXPY EXIT TO S PLANT AVE
3" MILLING AND RESURFACING
365.2 SY

O-01820
WB SELMON EXPY
3" MILLING AND RESURFACING
1,684.4 SY

O-01820
WB SELMON EXPY EXIT TO S PLANT AVE
3" MILLING AND RESURFACING
265.4 SY

O-01820
WB SELMON EXPY SHOULDERS
2.25" MILLING AND RESURFACING
106.2 SY

O-01820
WB SELMON EXPY
3" MILLING AND RESURFACING
322.3 SY

O-01820
WB SELMON EXPY
3" MILLING AND RESURFACING
445.5 SY

O-01820
WB SELMON EXPY SHOULDERS
2.25" MILLING AND RESURFACING
432.1 SY

O-01920
S PLANT AVE ON RAMP TO EB SELMON EXPY
3" MILLING AND RESURFACING
644.7 SY

O-01820
EB SELMON EXPY SHOULDERS
2.25" MILLING AND RESURFACING
83.9 SY

O-01820
EB SELMON EXPY
3" MILLING AND RESURFACING
390.8 SY

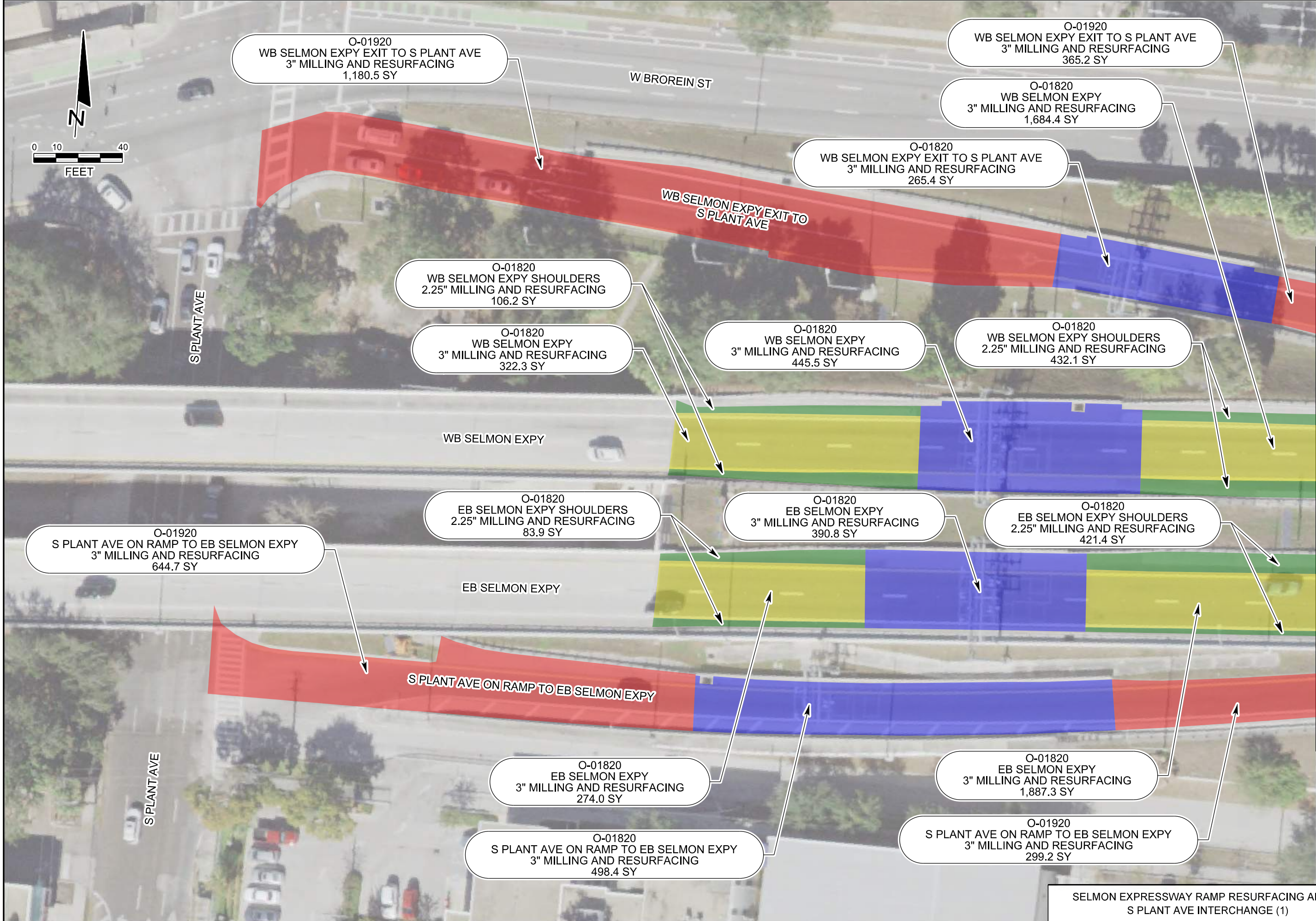
O-01820
EB SELMON EXPY SHOULDERS
2.25" MILLING AND RESURFACING
421.4 SY

O-01820
EB SELMON EXPY
3" MILLING AND RESURFACING
274.0 SY

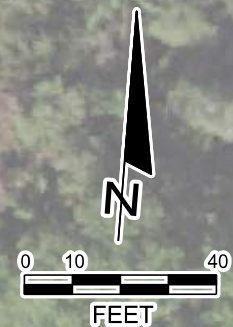
O-01820
EB SELMON EXPY
3" MILLING AND RESURFACING
1,887.3 SY

O-01820
S PLANT AVE ON RAMP TO EB SELMON EXPY
3" MILLING AND RESURFACING
498.4 SY

O-01920
S PLANT AVE ON RAMP TO EB SELMON EXPY
3" MILLING AND RESURFACING
299.2 SY



SEE S PLANT AVE INTERCHANGE (2)



WB BROREIN ST

O-01920
WB SELMON EXPY EXIT TO S PLANT AVE
3" MILLING AND RESURFACING

O-01820
WB SELMON EXPY SHOULDER
2.25" MILLING AND RESURFACING
54.6 SY

O-01820
WB SELMON EXPY
3" MILLING AND RESURFACING

WB SELMON EXPY EXIT TO
S PLANT AVE

WB SELMON EXPY

O-01820
EB SELMON EXPY SHOULDERS
2.25" MILLING AND RESURFACING

O-01820
WB SELMON EXPY SHOULDERS
2.25" MILLING AND RESURFACING

EB SELMON EXPY

S PLANT AVE ON RAMP TO EB SELMON EXPY

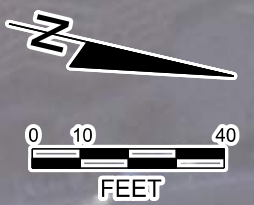
O-01820
EB SELMON EXPY SHOULDER
2.25" MILLING AND RESURFACING
42.0 SY

O-01820
EB SELMON EXPY
3" MILLING AND RESURFACING

O-01920
S PLANT AVE ON RAMP TO EB SELMON EXPY
3" MILLING AND RESURFACING

BAYSHORE BLVD

SEE S PLANT AVE INTERCHANGE (1)



S TAMPA ST

WBROREIN ST

WB SELMON EXPY

S TAMPA ST ON RAMP TO WB SELMON EXPY

O-02020
S TAMPA ST ON RAMP TO WB SELMON EXPY
3" MILLING AND RESURFACING
901.9 SY

S FRANKLIN ST

S FLORIDA AVE

E CUMBERLAND AVE

S MORGAN ST

W BROREIN ST

S MORGAN ST ON RAMP TO WB SELMON EXPY

WB SELMON EXPY

EB SELMON EXPY

O-02020
S MORGAN ST ON RAMP TO WB SELMON EXPY
3" MILLING AND RESURFACING
848.4 SY



E ADAMO DR



O-02020
22ND ST ON RAMP TO WB SELMON EXPY
3" MILLING AND RESURFACING
1,091.2 SY

O-01820
22ND ST ON RAMP TO WB SELMON EXPY
3" MILLING AND RESURFACING
403.0 SY

22ND ST ON RAMP TO WB SELMON EXPY

WB SELMON EXPY

SELMON EXPY REVERSIBLE LANES

EB SELMON EXPY

SEE 22ND ST WB ON RAMP (2)




N 22ND ST

N 21ST ST

O-01820
22ND ST ON RAMP TO WB SELMON EXPY
3" MILLING AND RESURFACING

O-02020
22ND ST ON RAMP TO WB SELMON EXPY
3" MILLING AND RESURFACING
517.9 SY



22ND ST ON RAMP TO WB SELMON EXPY

SEE 22ND ST WB ON RAMP (1)


WB SELMON EXPY

SELMON EXPY REVERSIBLE LANES

EB SELMON EXPY

SELMON EXPRESSWAY RAMP RESURFACING AREAS 22ND ST WB ON RAMP (2)	SHEET NO.
	15

EB SELMON EXPY



N 22ND ST

22ND ST ON RAMP TO EB SELMON EXPY

EB SELMON EXPY EXIT TO N 22ND ST

O-02020
22ND ST ON RAMP TO EB SELMON EXPY
3" MILLING AND RESURFACING
1,918.7 SY

SELMON EXPRESSWAY RAMP RESURFACING AREAS
22ND ST EB ON RAMP

SHEET NO.
16



O-02020
US 301 ON RAMP TO WB SELMON EXPY
3" MILLING AND RESURFACING
3,050.5 SY

US 301 ON RAMP TO WB SELMON EXPY

WB SELMON EXPY

SEE EB EXIT TO US 301 (1)

SEE US 301 WB ON RAMP (2)



SEE US 301 WB ON RAMP (1)

O-02020
US 301 ON RAMP TO WB SELMON EXPY
3" MILLING AND RESURFACING

US 301 ON RAMP TO WB SELMON EXPY

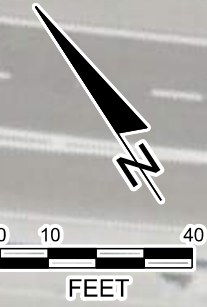
SEE WB EXIT TO US 301 (1)

SB US 301

WB SELMON EXPY

SELMON EXPRESSWAY RAMP RESURFACING AREAS
US 301 WB ON RAMP (2)

SHEET NO.
18



SELMON EXPY REVERSIBLE LANES

EB SELMON EXPY

EB SELMON EXPY
EXIT TO US 301



O-02020
EB SELMON EXPY EXIT TO US 301
3" MILLING AND RESURFACING
3,989.9 SY


SEE EB EXIT TO US 301 (2)

SELMON EXPY REVERSIBLE LANES

EB SELMON EXPY

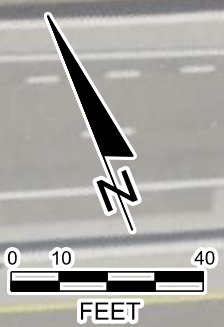
EB SELMON EXPY
EXIT TO US 301

O-02020
EB SELMON EXPY EXIT TO US 301
3" MILLING AND RESURFACING



SEE EB EXIT TO US 301 (1)

SEE EB EXIT TO US 301 (3)



SELMON EXPY REVERSIBLE LANES

EB SELMON EXPY

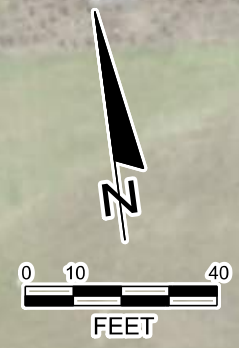
SEE EB EXIT TO US 301 (2)

EB SELMON EXPY
EXIT TO US 301

SEE US 301 EB ON RAMP (1)

SB US 301

O-02020
EB SELMON EXPY EXIT TO US 301
3" MILLING AND RESURFACING



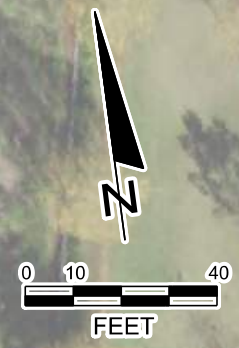
O-02020
WB SELMON EXPY EXIT TO US 301
3" MILLING AND RESURFACING
4,061.6 SY

WB SELMON EXPY
EXIT TO US 301

WB US 301

WB SELMON EXPY

SEE WB EXIT TO US 301 (2)



O-02020
WB SELMON EXPY EXIT TO US 301
3" MILLING AND RESURFACING

WB SELMON EXPY EXIT TO US 301

WB SELMON EXPY

SEE WB EXIT TO US 301 (1)

SEE WB EXIT TO US 301 (3)

SELMON EXPRESSWAY RAMP RESURFACING AREAS
WB EXIT TO US 301 (2)

SHEET NO.
23




O-02020
WB SELMON EXPY EXIT TO US 301
3" MILLING AND RESURFACING

WB SELMON EXPY EXIT TO US 301

WB SELMON EXPY

SEE WB EXIT TO US 301 (2)

SELMON EXPRESSWAY RAMP RESURFACING AREAS WB EXIT TO US 301 (3)	SHEET NO. 24
---	-----------------



SELMON EXPY REVERSIBLE LANES

EB SELMON EXPY

US 301 ON RAMP TO EB SELMON EXPY

O-02020
US 301 ON RAMP TO EB SELMON EXPY
3" MILLING AND RESURFACING
3,450.7 SY

SEE EB EXIT TO US 301 (3)

NB US 301


SEE US 301 EB ON RAMP (2)

SELMON EXPY REVERSIBLE LANES

EB SELMON EXPY

US 301 ON RAMP TO EB SELMON EXPY

O-02020
US 301 ON RAMP TO EB SELMON EXPY
3" MILLING AND RESURFACING



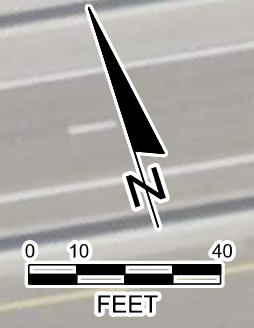
SEE US 301 EB ON RAMP (1)

S FALKENBURG RD ON RAMP TO WB SELMON EXPY

WB SELMON EXPY

SELMON EXPY REVERSIBLE LANES

EB SELMON EXPY



EB SELMON EXPY EXIT TO S FALKENBURG RD

O-02020
EB SELMON EXPY EXIT TO S FALKENBURG RD
3" MILLING AND RESURFACING
4,848.4 SY

O-02020
EB SELMON EXPY EXIT TO S FALKENBURG RD SHOULDERS
2.25" MILLING AND RESURFACING
1,390.2 SY

SEE S FALKENBURG RD EB EXIT (2)

SELMON EXPY REVERSIBLE LANES

EB SELMON EXPY



S FALKENBURG RD

O-02020
EB SELMON EXPY EXIT TO S FALKENBURG RD
3" MILLING AND RESURFACING

EB SELMON EXPY EXIT TO S FALKENBURG RD

O-02020
EB SELMON EXPY EXIT TO S FALKENBURG RD SHOULDERS
2.25" MILLING AND RESURFACING

SEE S FALKENBURG RD EB EXIT (1)