Request For Proposals (RFP)

Reversible Lanes (REL) Cleaning & Staining

THEA PROJECT No. O-1126

RESPONSIBLE DEPARTMENT
Department of Infrastructure
PM: Brian McElroy, P.E.

PROCUREMENT DEPARTMENT
Toni-Catherine Atkinson
Procurement Manager
1104 East Twiggs Street, Suite 300
Tampa, Florida 33602
Telephone Number: (813) 272-6740
Email: Procurement@tampa-xway.com

Notice: This document is constructed in four (4) sections. Section A contains the general information and general conditions the respondents need to prepare an Expanded Letter of Response Package. Section B contains service-specific information and specific response requirements. Section C contains forms required to be submitted as part of the ELOR Package. Section D contains attachments incorporated into the ELOR Package for general information and reference.

TAMPA-HILLSBOROUGH COUNTY EXPRESSWAY AUTHORITY
EXPANDED LETTER OF RESPONSE ~ No. O-1126
Reversible Lanes (REL) Cleaning & Staining

The Tampa-Hillsborough County Expressway Authority (THEA) is soliciting Expanded Letters of Response (ELOR) from qualified firms to provide Construction Engineering and Inspection (CEI) services for THEA Project O-1126, Reversible Express Lanes (REL) Cleaning & Staining. The selected consultant will serve as THEA's representative during construction and provide contract administration, construction inspection, temporary traffic control monitoring, materials inspection and testing, project documentation, quality assurance, payment and final estimate support, and other CEI services necessary to verify that the work is performed in accordance with the construction contract documents and applicable THEA and Florida Department of Transportation (FDOT) requirements.

Respondents must possess the required FDOT prequalifications identified herein at the time of submittal. The prequalification requirements may be satisfied through a combination of the prime consultant and approved subconsultants. Selection will be made from the ELOR Packages and oral interviews.

Major Work (FDOT Prequalified):

10.1 Roadway Construction Engineering Inspection

10.4 Minor Bridge and Miscellaneous Structures CEI

The following firms participated in the development of the conceptual plans or Request for Proposal for this Project and are prohibited from proposing or participating with a Proposer to propose on this Project without approval from the Authority.

• HNTB Corporation

Selection will be made from the Expanded Letters of Response (ELOR) package and Oral Interviews. THEA will evaluate the ELOR packages and will shortlist a minimum of three (3) respondents that will proceed to Oral Interviews. In its sole and absolute discretion, THEA intends to award a contract to the respondent who is determined to be the most responsive and responsible in accordance with the evaluation process described herein.

Interested respondents will obtain a copy of the ELOR Instructions and Submittal Documents and submit a completed ELOR package to THEA as referenced in Paragraph 1.4, Schedule of Events.

ELOR packages shall include completion of the documents and required forms attached within this advertisement in Section C, Required Forms. Respondents failing to submit the Required Forms may be deemed non-responsive. The Schedule of Events containing additional important deadlines is located in the Instructions and Submittal Documents at Section A, Paragraph 1.4.

The Instructions and Submittal Documents are available on THEA's website and through the DemandStar System (www.demandstar.com).

Questions concerning this advertisement must be directed by email to THEA's Procurement Office at procurement@tampa-xway.com

SECTION A

GENERAL INFORMATION AND GENERAL CONDITIONS

1. GENERAL INFORMATION:

1.1 INSTRUCTIONS TO RESPONDENTS:

To be considered, responses must be made in accordance with the instructions and requirements as contained within this advertisement's corresponding sections.

1.2 ATTACHMENTS:

The attachments listed in Section D of this advertisement are by this reference hereby incorporated into and made a part of this advertisement as though fully set forth herein.

1.3 PROCUREMENT PROCESS:

The procurement process that will be utilized for this selection will be Expanded Letters of Response (ELOR) packages and oral interviews. It is THEA's intention to solicit responses from potentially qualified respondents and to enter into a contract for services upon successful negotiation of a satisfactory contract with the respondent whose response is judged, through the evaluation and negotiation process, to be in the best interest of THEA in its sole and absolute discretion.

Respondents must demonstrate to THEA that they are fully capable, staffed, and qualified to provide the services required by this advertisement. Fully qualified respondents (and/or their team assigned to provide these Services) will have the qualifications (knowledge, education, training, expertise, and skills), and experience (documentation, successful, and relevant) necessary to meet the requirements of this advertisement. Determination of the respondent best qualified and experienced to perform the services required through this advertisement will be determined by THEA in its sole opinion and absolute discretion.

Respondents must submit an "Expanded Letters of Response (ELOR) Package" conforming to and containing all documents, forms, and information as required by the Expanded Letters of Response (ELOR) Instructions and Submittal Documents and as specifically identified in Section B, Expanded Letters of Response (ELOR) Package.

THEA will evaluate and rank all responses received by the submittal date as set forth in this advertisement, or as amended by addendum, on the basis of the criteria stated herein. THEA reserves the right to request additional information and to seek clarification of any information submitted, including any omission from the original response. Additionally, THEA reserves the right to waive as informalities any irregularities in any response and to reject any and/or all responses, in its sole and absolute discretion. The shortlisted respondents will proceed to Oral Interviews. THEA contemplates engaging one respondent and will commence contract negotiations with the top ranked respondent. If a satisfactory agreement cannot be negotiated with the top ranked respondent, then negotiations would begin with the next highest ranked respondent if so recommended by the evaluation committee and approved by the Board of Directors.

1.4 SCHEDULE OF EVENTS:

The selection process will adhere to the following schedule. All times given are Eastern Standard Time. THEA reserves the right to make changes or alterations to the schedule as THEA determines in its best interest. Unless otherwise notified in writing by THEA, the

dates, times, and locations indicated below for submission of items or for other actions on the part of a respondent shall constitute absolute deadlines for those activities, and failure to fully comply by the time stated shall be cause for the respondent's Expanded Letters of Response (ELOR) package to be rejected and disqualified from further consideration.

SCHEDULE OF EVENTS

DATE	DESCRIPTION	LOCATION
November 23, 2026, by 5:00 PM	Advertisement Published	THEA Website & Demandstar
December 8, 2026, by 9:00 AM	Deadline for Respondent's submission of questions to THEA	Email to Procurement@tampa-xway.com
December 22, 2026, by 5:00 PM	Deadline for THEA to respond to Respondent's questions	THEA Website & Demandstar
January 6, 2027, by 9:00 AM	Deadline for Submitting Expanded Letters of Response (ELOR)	Email to Procurement@tampa-xway.com
January 15, 2027, by 12:00 PM	Evaluation Committee submits scoring of ELORs to THEA Procurement Office	Email to Procurement@tampa-xway.com
January 20, 2027, @ 11:00 AM	Evaluation Committee confirms ranking and discussion of ELOR packages of shortlisted respondents	THEA Office 1101 E. Twiggs Street, Suite 300 Tampa, FL 33602
January 20, 2027, by 5:00 PM	Posting of Notice of Intended Shortlist	THEA Website & Demandstar
January 25, 2027, @ 1:30 PM	Board Approval of Shortlist Ranking	THEA Offices 1101 E. Twiggs Street Tampa, FL 33602
February 16, 2027	Oral Interviews with Shortlisted Respondents- In Person	THEA Office 1101 E. Twiggs Street Tampa, FL 33602
February 23, 2027, by 9:00 AM	Evaluation Committee submits final scores to THEA Procurement Office	Email to Procurement@tampa-xway.com
February 25, 2027, @ 2:00 PM	Evaluation committee meets to confirm final scores and final ranking of respondents	THEA Office 1101 E. Twiggs Street, Suite Tampa, FL 33602
February 26, 2027, by 5:00 PM	Posting of Notice of Intended Final Ranking	THEA Website & Demandstar
March 22, 2027, @ 1:30 PM	Board Approval of Final Ranking and Award of Contract	THEA Board Room 1101 E. Twiggs Street Tampa, FL 33602
March 23, 2027, by 5:00 PM	Posting of Final Ranking	THEA Website & Demandstar

1.5 CHANGES TO SCHEDULE OR MEETING PLACE/TIME:

Any changes to paragraph 1.4 Schedule of Events or meeting place/time will be posted as an addendum and published through the DemandStar System (www.demandstar.com) and is also available through a link on the THEA website (www.tampa-xway.com) under the Procurement Notice section.

1.6 SPECIAL ACCOMMODATIONS:

Any person requiring special accommodations to attend or participate in a THEA meeting regarding this advertisement, pursuant to the Americans with Disabilities Act, should contact the THEA Procurement Manager in person at 1104 East Twiggs Street, Suite 300, Tampa, Florida 33605 or by telephone at 813-272-6740, or by email at Procurement@tampa-xway.com at least five (5) business days prior to the scheduled meeting.

1.7 ELECTRONIC DISTRIBUTION SYSTEM:

THEA advertisements for solicitations are issued electronically via the THEA Website (https://www.tampa-xway.com/procurement/#) and DemandStar's eProcurement distribution system. (DemandStar Contact Information: Telephone: 800-711-1712 /www.demandstar.com)

Obtaining solicitations documents through DemandStar ensures respondents have the following capabilities:

a. Receipt of Expanded Letters of Response (ELOR) Instructions and Submittal Documents electronically;
b. Tracking status of the procurement process;
c. Receiving Letters of Clarification and addendum;
d. Receiving the results of rankings and contract awards;
e. Viewing drawings, plans and blueprints online.

RESPONDENTS WHO OBTAIN SOLICITATION DOCUMENTS REGARDING THIS SOLICITATION FROM SOURCES OTHER THAN DEMANDSTAR OR THE THEA WEBSITE ARE CAUTIONED THE SOLICITATION PROCUREMENT DOCUMENTS MAY BE INCOMPLETE.

ATTACHMENTS, EXHIBITS, AND/OR REFERENCES NOT ATTACHED HERETO WILL BE SUPPLIED UPON REQUEST AND SHARED VIA A ONEDRIVE FILE OR SHAREPOINT. PLEASE CONTACT THE PROCUREMENT OFFICE AT PROCUREMENT@TAMPA-XWAY.COM TO REQUEST YOUR LINK.

1.8 QUESTIONS ABOUT THIS SOLICITATION OR THE SERVICES:

All requests for interpretation, clarification or questions about the procurement process or the services **must be in writing**, addressed to THEA, Procurement Office at Procurement@tampa-xway.com.

To be considered, such requests must be received no later than the date and time stated for the **Deadline for Respondent's Submission of Questions to THEA** referenced in Paragraph 1.4, Schedule of Events.

THEA will **not** make any oral response to requests for interpretation, clarification or questions about the procurement process or the services requested.

Any such responses or supplemental instructions by THEA to the respondents will be in the form of a Letter of Clarification or written addendum which if issued, will be posted on the DemandStar System (www.demandstar.com) and the THEA website no later than the date and time stated for the **Deadline for THEA to respond to respondent's questions** referenced in Paragraph 1.4, Schedule of Events.

Failure of any respondent to receive any such Letter of Clarification or Addendum shall not relieve said respondent from any obligations contained within this solicitation.

Respondents are required to acknowledge receipt of any such addendum issued for this solicitation. A copy of the required **ACKNOWLEDGMENT OF RECEIPT OF ADDENDUM** is contained in Section C as **Exhibit 6**.

All Letters of Clarification and Addendum so issued shall become part of the contract documents.

1.9 COMMUNICATIONS/CONE OF SILENCE:

Respondents to this solicitation or persons acting on their behalf may not contact members of the Evaluation Committee, other THEA staff, THEA officers or THEA Board Members, or the consultants or contractors representing THEA with this solicitation once the advertisement of the solicitation has been published and until the THEA Board of Directors has made a final decision regarding the award of the contract.

Any communications regarding this advertisement must be in writing to THEA, Attention Procurement Office at procurement@tampa-xway.com.

Violation of this provision shall be cause for the respondent's ELOR Package to be rejected and disqualified from further consideration.

1.10 MODIFICATION AND WITHDRAWAL:

ELOR Packages may be withdrawn by written request dispatched by the respondent and received by THEA at any time prior to the deadline stated for the **Deadline for submitting Expanded Letters of Response (ELOR) Package** referenced in Paragraph 1.4, Schedule of Events.

Negligence on the part of the respondent in preparing its ELOR Package confers no right of withdrawal or modification after the ELOR Package has been opened at the appointed time and place by THEA.

ELOR Packages shall remain valid and in force for a period of one hundred twenty (120) days after the opening date.

1.11 DISQUALIFICATION AND CANCELLATION OF THIS SOLICITATION:

THEA reserves the right to disqualify ELOR Packages before or after opening, upon evidence of collusion with the intent to defraud or other illegal practices upon the part of the respondent.

THEA may consider any ELOR Package unresponsive that is not prepared and submitted in accordance with the instructions as contained within this solicitation and may waive as informalities any irregularities, or reject any and all responses, at its sole and absolute discretion.

THEA reserves the right to reject, at its sole and absolute discretion, an ELOR Package if the evidence submitted by the respondent or an investigation of the qualifications and/or experience of the respondent fails to satisfy THEA's Evaluation Committee that such respondent is sufficiently qualified or experienced to carry out the obligations as required in the solicitation. THEA also reserves the right to reject all ELOR Packages to the solicitation, in its sole and absolute discretion.

THEA reserves the right to reject any or all ELOR Packages as not responsible or non-responsive; to re-advertise for the services; to postpone or cancel this process; to waive irregularities in the procurement process or in the ELOR Package thereto; and to change or modify the procurement schedule at any time.

1.11.1 Examples of **not responsible** may include, without limitation, termination of a previous contract with THEA, financial weakness, or multiple legal actions taken against the respondent.

1.11.2 Examples of **non-responsive** may include, without limitation, failure to include all required information in the ELOR package, documents not properly signed, goods or services not in compliance with specifications, substitution of terms and conditions, limitation of liability, failure to comply with delivery schedule or qualification of response package contingent on another contract award.

1.12 WAIVER OF IRREGULARITIES:

THEA reserves the right to waive as informalities any irregularities contained in any ELOR Package received where such is merely a matter of form and not substance, and the correction or waiver of which is not prejudicial to other respondents. Minor irregularities are defined as those that will not have an adverse effect on THEA's interest and will not give a respondent an advantage or benefit not enjoyed by other respondents.

1.13 BINDING OFFER:

Respondent's submission of an ELOR Package will be considered a binding offer to perform the required services, assuming all terms are negotiated satisfactorily. The submission of an ELOR Package shall be taken as prima facie evidence that the respondent has familiarized itself with the contents and requirements of this solicitation.

1.14 MANDATORY PRE-PROPOSAL MEETING:

There will be no pre-proposal meeting.

1.15 COST OF PREPARATION:

The cost of preparing an ELOR Package for this solicitation will be borne entirely by the respondent.

1.16 DELIVERY OF ELOR PACKAGE:

The deadline for delivery of respondent’s ELOR Package is no later than the date and time stated for the **Deadline for Submitting Expanded Letters of Response (ELOR) Package** referenced in Paragraph 1.4, Schedule of Events.

The delivery of respondent’s ELOR Package to THEA prior to the deadline is solely and strictly the responsibility of the respondent.

All ELOR Packages shall be delivered using the method stated in the **Deadline for Submitting Expanded Letters of Response (ELOR) Package** referenced in Paragraph 1.4, Schedule of Events.

All ELOR Packages must be submitted in accordance with the instructions set forth within the Advertisement Instructions and Submittal Documents and specifically in accordance with the requirements of Section B.

Any ELOR Package received after the date and time stated for the **Deadline for Submitting Expanded Letters of Response (ELOR) Package** referenced in Paragraph 1.4, Schedule of Events, will not be considered.

1.17 OPENING OF ELOR PACKAGES:

ELOR Packages will be received and opened on the date and time and at the location specified for the **Deadline for Submitting Expanded Letters of Response (ELOR) Package** referenced in Paragraph 1.4, Schedule of Events. The Procurement Office will conduct examinations of ELOR Packages for responsiveness to requirements of the RFP. Those determined to be non-responsive and not responsible will be automatically rejected. Responsive packages will be delivered to the Evaluation Committee to be evaluated.

1.18 ELOR EVALUATIONS:

Respondents will be evaluated preliminarily on whether the respondent is responsible and responsive to this solicitation and then evaluated based on criteria that will be used by THEA for final ranking of the respondents.

An Evaluation Committee consisting of representatives of THEA will be established to review and evaluate all ELOR Packages submitted in response to this solicitation. THEA reserves the right to request additional information and clarification of any information submitted, including any omission from the original response.

The Evaluation Committee will meet to confirm their scores of the ELOR Packages and shortlist a minimum of three (3) and no more than five (5) respondents on the date, time and location stated for the **Evaluation Committee meets to confirm ELOR Package scores** referenced in Paragraph 1.4, Schedule of Events. In the event THEA receives fewer than three ELOR Packages, all respondents will be shortlisted. Respondents are not required to attend; however, the meeting is open to the public.

Criteria for evaluating the ELOR Packages to shortlist respondents are as follows:

	ELOR EVALUATION CRITERIA	Maximum Points
1.	**Relevant Experience, Qualifications, and Capacity** Evaluates the demonstrated qualifications, relevant experience, and capacity of the prime consultant, subconsultants, and proposed staff to successfully perform the required CEI services. Consideration will be given to the successful delivery of comparable assignments, the relevance of the proposed team's experience, team organization, staff availability, and the overall capability of the proposed team to support the project throughout its duration.	40
2.	**Project Understanding and Technical Approach** Evaluates the team's understanding of the project and the factors critical to its successful delivery. The team should identify the project's principal construction, operational, technical, coordination, and stakeholder considerations; identify solutions for the risks and challenges it considers most significant; and describe its proposed approach to providing effective CEI services for the project.	25
3.	**Project Management, Quality, and Problem-Solving Approach** Evaluates the team's proposed approach to project management, quality assurance and quality control, contract administration, schedule oversight, risk management, issue resolution, and overall project delivery. Consideration will be given to the team's demonstrated critical thinking, sound professional judgment, proactive identification of potential issues, and ability to develop practical and effective solutions.	20
4.	**Communication and Coordination** Evaluates the team's proposed approach to effectively communicate and coordinate with THEA, the contractor, public agencies, utility owners, operations personnel, emergency responders, stakeholders, and the public. Consideration will be given to procedures for timely communication, issue escalation and resolution, reporting, responsiveness and coordination.	15
	TOTAL:	100

The 100 total points are for scoring of the shortlist firms only and will not carry over to the Evaluation Criteria in Section 1.20.

After ranking of the respondents by the Evaluation Committee, the results will be posted no later than the date, time and at the locations stated for the **Posting of Notice of Intended Shortlist** referenced in Section A, Paragraph 1.4, Schedule of Events.

The ranking of respondents based on the Evaluation Committee's evaluation will be presented to THEA's Board of Directors for consideration and approval, with a recommendation, that the top ranked respondents (minimum of 3 and no more than 5) be shortlisted to advance to oral interviews as described in Paragraph 1.19.

1.19 INTERVIEWS:

Interviews will be used to select the successful respondent from an initial shortlist. During the Oral Interview, the Evaluation Committee will ask questions that will assist in evaluating

the capability of the respondent and key staff to provide the desired Services. Attendance at the Oral Interview is limited to six (6) attendees. Only the respondent's project manager and other key staff providing the Services should be present.

The order of the interviews will be established by random drawing by the Procurement Office. A representative of the Procurement Office shall facilitate the interviews, be the timekeeper during the meeting, and ensure the respondents adhere to the time constraints set forth in this section.

Each shortlisted respondent will be allotted five (5) minutes for opening remarks, followed by a forty-five (45) minute oral interview. During the interview, the evaluation committee will ask questions and may present project-related scenarios to assist in evaluating the respondent's understanding of the project and technical approach; problem-solving, critical thinking, and judgment; communication and coordination capabilities; and approach to quality management and risk mitigation. The evaluation committee may ask follow-up questions and request clarification of information provided in the respondent's written submittal or during the interview. The oral interview, including all questions, scenarios, clarifications, and responses, shall conclude at the end of the allotted forty-five (45) minutes.

No handouts or visual aids other than business cards are permitted before, during, or after the interview. Consultants are not permitted the use of smartphones, laptops, and tablets during the Interview.

1.20 EVALUATION CRITERIA:

The Evaluation Committee will meet to confirm their scores of the Oral Interviews and final ranking of the respondents on the date, time and at the location stated for **Evaluation committee meets to confirm final scores and final ranking of respondents** referenced in Section A, Paragraph 1.4, Schedule of Events. Respondents are not required to attend; however, the meeting is open to the public.

The Oral Interviews will be scored by the Evaluation Committee per the criteria provided below. The maximum points to be earned in the evaluation are one hundred (100) points per evaluator.

The evaluation committee reserves the right to request additional information and clarification of any information submitted, including any omission from the original response.

The following evaluation criteria will be used to determine the best qualified respondents:

The Oral Interviews will be scored by the Evaluation Committee per the criteria provided below. The maximum points to be earned in the evaluation are one hundred (100) points per evaluator.

The evaluation committee reserves the right to request additional information and clarification of any information submitted, including any omission from the original response.

The following evaluation criteria will be used to determine the best qualified respondents:

	INTERVIEW EVALUATION CRITERIA	Maximum Points
1	**Project Understanding and Technical Approach** Evaluates the team's understanding of the project, major risks, construction sequencing, operational constraints, coordination requirements, and critical success factors. Teams should demonstrate knowledge of the technical and operational complexities associated with the project.	25
2	**Problem Solving, Critical Thinking, and Judgement** Evaluates the team's ability to provide clear, concise, technically sound, and practical responses to project scenarios and committee questions. Evaluation will consider judgment, responsiveness, understanding of project risks, ability to address unexpected field conditions, and ability to develop effective solutions for schedule, construction, and operational challenges.	35
3	**Communication and Coordination** Evaluates the team's ability to clearly, concisely, and effectively communicate technical and project-related information; coordinate among multiple parties; address differing perspectives; and support timely issue resolution. Consideration will be given to the quality and responsiveness of the team's answers, interaction among proposed team members, and ability to represent THEA's interests during project delivery.	20
4	**Quality Management and Risk Mitigation** Evaluates the team's approach to quality management, risk identification and mitigation, contract administration, schedule oversight, documentation, testing and inspection verification, issue resolution, and claims avoidance. Consideration will be given to how the proposed approach would be applied to maintain quality, accountability, continuity, and effective control throughout project delivery.	20
	TOTAL:	100

After ranking of the respondents oral interviews by the Evaluation Committee, the results will be posted no later than the date, time and at the locations stated for the Posting of Notice of Intended Final Ranking referenced in Section A, Paragraph 1.4, Schedule of Events.

1.21 FINAL SELECTION:

The ranking of respondents based on the Evaluation Committee's evaluation will be presented to the THEA's Board of Directors for consideration and approval with a recommendation that the highest-ranked respondent be selected on the date, time and at the location stated for the **Board Approval of Final Ranking and Award of Contract** referenced in Section A, Paragraph 1.4, Schedule of Events. Respondents are not required to attend; however, the meeting is open to the public.

THEA's Board of Directors has the right to correct any errors in the evaluation and selection process that may have been made. THEA is not obligated to award the contract and THEA's Board of Directors may decide to reject all proposals.

After approval of the final ranking of the respondents and award of the contract by THEA's Board of Directors, the results will be posted no later than the date, time and at the locations stated for the **Posting of Notice of Board Approval of Final Ranking and Award of Contract** referenced in Section A, Paragraph 1.4, Schedule of Events.

1.22 AWARD OF CONTRACT:

The award of the contract by THEA's Board of Directors, if made, will be within one hundred and twenty (120) days after the opening of the ELOR Packages.

Upon approval of the final ranking by the THEA Board of Directors, THEA will begin negotiations with the top ranked respondent. Negotiations will include scope clarification, discussion of miscellaneous fees and other charges, insurance requirements and any other negotiable terms and conditions of the contract. Should THEA and the selected respondent not be able to negotiate a satisfactory contract THEA may negotiate and enter into a contract with the second highest ranked respondent.

2. GENERAL CONDITIONS:

2.1 QUALIFICATIONS OF RESPONDENT:

Each Respondent shall be a FDOT Pre-Qualified Consultant in or provide a sub-consultant who is pre-qualified in the following CEI and Design Work Types10.1and 10.4.

The pre-qualification requirements can be met with a combination of qualifications between the prime consultant and sub-consultants of the firm's team within the identified work categories.

2.2 PERSONNEL:

ELOR Packages submitted for this solicitation will be evaluated, in part, based upon the qualifications of the respondent's team and upon the qualifications of key personnel presented in the ELOR Package.

By submitting an ELOR Package, the respondents agree and acknowledge that they will provide the full complement of staff required to perform the services, including the specific individuals named in the respondent's proposal.

The specific key personnel named in the respondent's ELOR Package shall remain assigned for the duration of the services, unless otherwise agreed to in writing by THEA.

After the award of the resulting contract from this solicitation, in the event that the selected respondent proposes to substitute any of the key personnel, the individual(s) proposed as substitute(s) must demonstrate equal or superior qualifications and experience as required to successfully perform such duties. THEA shall have the sole right to determine whether key personnel proposed as substitutes are accepted and qualified to provide the services.

2.3 AVAILABILITY OF PERSONNEL:

Personnel described in the respondent's ELOR Package shall be available to perform the services as described. All personnel shall be considered to be, at all times, the employees, or agents of a respondent and not employees or agents of THEA.

2.4 PROJECT MANAGER:

The respondents shall designate from its staff a qualified "Project Manager" having experience in performing and/or administering similar types of work as this engagement.

The "Project Manager" shall be the single point of contact as liaison with THEA during the procurement process and during performance of the awarded contracts. THEA desires that the Project Manager be located in the Tampa Bay area to be able to respond to requests and/or meetings in a timely manner.

The "Project Manager" shall be the responsible person in charge of coordinating day to day work activities on task assignments, directing consultant's work forces, reports, day to day administrative matters, coordinating the SBE policy to achieve the established goals and other related items necessary to fulfill the requirements of the contract.

2.5 CONTRACT:

The selected respondent shall enter into a contract with THEA for these services with the terms and conditions as specified within this solicitation's instructions and submittal document.

2.6 CONTRACT DURATION:

The Contract shall commence upon execution and shall remain in effect through completion of the construction project, acceptance of the final estimate, resolution of outstanding contract administration activities, and completion of all required closeout services. The anticipated duration of construction is approximately 366 calendar days, plus such additional time as may be required for project start-up, contract administration, final estimates, project closeout, claims support, dispute resolution, and any construction time extensions granted by THEA.

2.7 CONTRACT ASSIGNMENT:

The selected respondent may not make any assignments of their obligations resulting from this solicitation without the prior written authorization of THEA.

2.8 NON-EXCLUSIVITY OF CONTRACT:

The selected respondent understands and agrees that any resulting contractual relationship is non-exclusive and THEA reserves the right to seek similar or identical services elsewhere if deemed in the best interest of THEA and to cancel any contract with a 30-day written notice from THEA.

2.9 COMPLIANCE:

THEA has the right to reject the ELOR Package or annul the award in the event respondent's ELOR Package does not comply with any of the requirements outlined herein.

2.10 OWNERSHIP OF DOCUMENTS:

All documents resulting from this procurement process and subsequent contracts will become the sole property of THEA.

2.11 PUBLIC RECORDS LAW:

In accordance with Florida Statutes Chapter 119, and, except as may be provided by other applicable State and Federal Laws, all respondents should be aware that this solicitation and all the responses thereto are in the public domain and are available for public inspection.

The respondents are requested, however, to identify specifically any information contained in their ELOR Package which they consider confidential and/or proprietary and which they believe to be exempt from disclosure, citing specifically the applicable exemption law.

All ELOR Packages received in response to this advertisement will become the property of THEA and will not be returned.

2.12 INDEMNIFICATION (GENERAL LIABILITY):

The contract will contain an indemnification clause wherein the selected respondent agrees as follows: “To the fullest extent permitted by law, consultant shall indemnify and hold harmless the Authority, its elected officials, officers and employees, from any and all liabilities, any and all claims, including claims for equitable or injunctive relief, damages, losses and costs, including but not limited to reasonable attorney’s fees, to the extent caused by the negligence, recklessness, or intentionally wrongful conduct of consultant, its employees, agents, officers, subcontractors and other persons employed or utilized by consultant in the performance of this agreement. It is the specific intent of the Parties hereto that the foregoing indemnification provision comply with section 725.08, Florida Statutes. It is further the specific intent and agreement of the Parties that all the contract documents of any project for which consultant provided services be hereby amended to include the foregoing indemnification. Consultant expressly agrees that it will not claim, and waives any claim, that this article violates section 725.08 Florida Statutes, or is unenforceable pursuant to section 725.08, Florida Statutes. This indemnification obligation shall not be construed to negate, abridge, or otherwise reduce any other right or obligation of indemnity which would otherwise exist as to any party or person described in this section, including but not limited to any immunity from or limitation of liability to which the Authority is entitled to pursuant to the doctrine of sovereign immunity or section 768.28, Florida Statutes. This indemnification provision shall include claims made by an employee of consultant against the Authority and consultant waives any entitlement to immunity under section 440.11, Florida Statutes. This indemnification provision shall survive the termination of this agreement however terminated.”

2.13 INDEMNIFICATION (PATENT OR COPYRIGHT):

The selected respondent shall indemnify and hold harmless, and defend the THEA Board of Directors, THEA, its members and its officers, representatives, employees and anyone directly or indirectly employed by either of them, from and against all liabilities, damages, claims, loss, suit, cost, charge, expense demands or actions at law or in equity, including court costs and attorneys’ and paralegal fees that may hereafter at any time be made or be brought by anyone arising out of any infringement of patent rights or copyrights held by others or for the disclosure or improper utilization of any trade secrets by the respondent(s) during or after completion of the Services. These obligations shall survive acceptance of any goods, services, and/or performance and payment therefore by THEA.

2.14 PUBLIC ENTITY CRIMES STATEMENT:

A person, affiliate, or corporation who has been placed on the convicted vendor list following a conviction for a public entity crime may not submit a bid on a contract to provide any goods or services to a public entity, may not submit a bid on a contract with a public entity for the construction or repair of a public building or public work, may not submit bids on leases of real property to a public entity, may not be awarded or perform work as a contractor, supplier, consultant, subcontractor, or contractor under a contract with any public entity, and may not transact business with any public entity in excess of the threshold amount provided in Section 287.017, Florida Statutes, for a period of 36 months from the date of being placed on the convicted vendor list.

Any such person, affiliate, or corporation wishing to propose on this solicitation must include a current sworn statement pursuant to Section 287.133 (1) Florida Statutes, on public entity crimes. A copy of the required **EXHIBIT 2 - PUBLIC ENTITY CRIMES** is contained in Section C.

THEA may make inquiries regarding alleged convictions or public entity crimes. The failure of the respondent to promptly supply information in connection with an inquiry or the failure to comply with the requirement contained within this section will cause the rejection of any submitted bid, offer, response, or proposal, at the sole discretion of the THEA.

2.15 INSURANCE REQUIREMENTS:

For the term of these services and agreement, during contract award the respondent shall procure and maintain insurances of the types and limits specified in **EXHIBIT 9 INSURANCE REQUIREMENTS, COVERAGES AND LIMITS**.

2.16 BID SECURITY:

A Bid Security is not required for this solicitation.

2.17 PAYMENT AND PERFORMANCE BOND:

A Payment and Performance Bond is not required for this solicitation.

2.18 CONFLICTS OF INTEREST:

The respondent shall state if it represents clients that may present conflicts or potential conflicts with representation of THEA. Respondent shall provide a list of any potential conflicts by description. Respondent need not identify a particular client. If conflicts are listed, the respondent shall address how these conflicts will be resolved. A copy of the required **CONFLICTS OF INTEREST STATEMENT** is contained in Section C as **Exhibit 3**.

2.19 SCRUTINIZED COMPANIES:

Section 287.135 of the *Florida Statutes* prohibits governmental entities from contracting for goods and services of $1 million or more with companies with Activities in Sudan List, (b) it is not on the Scrutinized Companies with Activities in the Iran Petroleum Energy Sector List, (c) it is not on the Scrutinized Companies with Activities in Iran Terrorism Sectors List, (d) that it does not have Business operations or is engaged in business in Cuba or Syria, and (e) that it is not engaged or engaging in a Boycott of Israel, and that all such certifications were true at the time it submitted its ELOR Package.

A company that, at the time of bidding or submitting a proposal for a new contract is on the Scrutinized Companies with Activities in Sudan List, (b) it is not on the Scrutinized Companies with Activities in the Iran Petroleum Energy Sector List, (c) it is not on the Scrutinized Companies with Activities in Iran Terrorism Sectors List, (d) that it does not have Business operations or is engaged in business in Cuba or Syria, and (e) that it is not engaged or engaging in a Boycott of Israel, is ineligible for, and may not bid on, submit a proposal for, or enter into or renew a contract with an agency or local government entity for goods or services of $1 million or more.

Respondents must certify that it is not listed on the Scrutinized Companies with Activities in Sudan List, (b) it is not on the Scrutinized Companies with Activities in the Iran Petroleum Energy Sector List, (c) it is not on the Scrutinized Companies with Activities in Iran Terrorism Sectors List, (d) that it does not have Business operations or is engaged in business in Cuba or Syria, and (e) that it is not engaged or engaging in a Boycott of Israel.

The resulting contract from this solicitation shall contain a provision that allows for immediate termination of the contract by THEA if the respondent is found to have submitted a false statement or if the respondent during the term of the resulting contract is placed on the Scrutinized Companies with Activities in Sudan List, (b) it is not on the Scrutinized Companies with Activities in the Iran Petroleum Energy Sector List, (c) it is not on the Scrutinized Companies with Activities in Iran Terrorism Sectors List, (d) that it does not have Business operations or is engaged in business in Cuba or Syria, and (e) that it is not engaged or engaging in a Boycott of Israel.

Respondents are required to complete and submit the Certification Regarding Scrutinized Companies Lists with its ELOR Package. A copy of the required **EXHIBIT 4 - CERTIFICATION REGARDING SECURITIZED COMPANIES LIST** is contained in Section C.

2.20 E-VERIFY SYSTEM:

The respondent shall comply with all applicable provisions of sections 448.09 and 448.095, Florida Statutes, as may be amended. The definitions in section 448.095(1), Florida Statutes, as may be amended, apply to this solicitation. The respondent shall register with and use the U.S. Department of Homeland Security's E-Verify system to verify the work authorization status of all employees of respondent. The respondent may not enter into a contract with a subcontractor to perform work under the awarded respondent agreement unless and until the subcontractor registers with and uses the E-Verify system. If the respondent enters into a contract with a subcontractor to perform work, the respondent must obtain a properly executed affidavit from the subcontractor stating that the subcontractor does not employ, contract with, or subcontract with an unauthorized alien. The respondent must maintain copies of all such affidavits for the duration of these Services. THEA may terminate the executed agreement for cause if THEA determines that respondent or respondent's subcontractor has not complied with any applicable provision of sections 448.09 or 448.095, Florida Statutes, as may be amended. THEA will terminate the agreement for cause if THEA has a good faith belief that respondent has knowingly violated subsection 448.09(1), Florida Statutes, as may be amended. If the THEA has a good faith belief that a subcontractor knowingly violated section 448.09(1), Florida Statutes, as may be amended, but THEA determines that respondent otherwise complied with section 448.09(1), Florida Statutes, as may be amended, THEA will notify the respondent as such, and the respondent must immediately terminate the respondent's contract with said subcontractor. If the executed agreement is terminated under section 448.095(c), F.S.: (a) such termination is not a breach and may not be considered as such;

(b) respondent may not be awarded a public contract for at least one (1) year after the date on which the agreement is terminated; and (c) respondent is liable for any additional costs incurred by THEA as a result of the termination of the agreement.

The selected respondent and all its subconsultants shall provide proof of registration and required certificate (as of January 1, 2021) in the E-Verify system to THEA upon execution of a contract.

2.21 NOTICE OF PROTEST:

2.21.1 Protests Prior to Notice of Award:

Any person wishing to protest THEA's procurement process or its solicitation documents for the procurement of services must file a Notice of Intent to Protest accompanied by a protest bond in the amount of $5,000 within 72 hours of THEA's publication of the procurement documents, (excluding Saturdays, Sundays, and legal holidays). Within five (5) calendar days of the filing of the Notice of Intent to Protest and posting of bond, the protesting party must file a written protest stating with particularity the facts and law upon which the protest is based. The protest should: (1) state the specific provision(s) of the bid or proposal package or process applicable to the protest; (2) state the specific manner or method in which the protesting party alleges that THEA erred in its interpretation or implementation of its procurement process, procedures or statutory provisions; (3) state the basis upon which the protest is premised; and (4) state the protesting party's position and arguments of law, including any evidence supporting the position.

2.21.2 Protests After Notice of Award:

Any person wishing to protest THEA's actions leading up to a notice of recommendation to either reject any or all bids, or to make a selection or award ("Notice of Decision"), must file a Notice of Intent to Protest, accompanied by a protest bond in the amount of $5,000 with THEA within 72 hours of THEA's publication of its Notice of Decision, (excluding Saturdays, Sundays, and legal holidays). The protest bond required herein shall be in addition to the protest bond referenced in Paragraph 2.27.1 above. Within five (5) calendar days of the filing of the Notice of Intent to Protest and posting of bond, the protesting party must file a written protest stating with particularity the facts and law upon which the protest is based. The protest should: (1) state the specific provision(s) of the bid package or process applicable to the protest; (2) state the specific manner or method in which the protesting party alleges that THEA erred in its interpretation or implementation of its procurement process, procedures or statutory provisions; (3) state the basis upon which the protest is premised; and (4) state the protesting party's position and arguments of law, including any evidence supporting the position.

2.22 EXPANDED LETTERS OF RESPONSE (ELOR) PACKAGE REVIEW:

To assist respondents in preparing and submitting a complete ELOR Package, a checklist is included for respondent's use.

The RESPONDENT'S Expanded Letters of Response **(ELOR) PACKAGE REVIEW CHECKLIST** is contained in Section C as **EXHIBIT 5**.

2.23 RESTRICTION ON RESPONDENTS' ELIGIBILITY TO COMPETE FOR THIS PROJECT

A respondent, its affiliate, or sub-consultant that is under contract with THEA for the development of this solicitation cannot be part of a respondent's team proposing to this solicitation.

[END OF SECTION A – GENERAL INFORMATION AND GENERAL CONDITIONS]

SECTION B
Expanded Letters of Response (ELOR) Package

ELOR Packages must be submitted using the method stated in the **Deadline for Submitting Expanded Letters of Response (ELOR*)* Package** referenced in Section A, Paragraph 1.4, Schedule of Events.

Submittal Deadline - The deadline for delivery of respondent's ELOR Package is no later than the date and time stated for the **Deadline for Submitting Expanded Letters of Response (ELOR*)* Package** referenced in Section A, Paragraph 1.4, Schedule of Events.

Submittal Quantities - One (1) electronic copy of the ELOR Package in Adobe PDF shall be delivered to THEA by the date, time, and at the location stated for the **Deadline for Submitting Expanded Letters of Response (ELOR*)* Package** referenced in Section A, Paragraph 1.4, Schedule of Events.

Format - The response should be submitted on 8½-inch by 11-inch pages unless otherwise authorized. Each page should be typewritten and single-spaced with a font size of 10. Text should be presented single-sided on each separate page. Graphics and photographs shall be held to a minimum.

ELOR Packages must be submitted as a single document attached to an e-mail, submitted electronically to the indicated address as referenced in Section A, Paragraph 1.4, Schedule of Events. The ELOR Packages must not exceed 8 MG in size in Adobe PDF format and unzipped. Failure to comply with the submittal requirements may cause the ELOR Packages to be considered non-responsive.

Signature - All responses must be either manually or digitally signed by an authorized officer, principal or partner (as applicable).

Content - In order to ensure a uniform review process and to obtain the maximum degree of understanding of the respondent's abilities, experience and qualifications, it is **required** that respondent's ELOR Package be organized, tabbed and submitted as follows:

1. Table of Contents

2. Expanded Letters of Response

A maximum of **five (5) pages** will be allowed for the "Expanded Letter of Response" element. The five-page limit does not include organizational chart, resumes, forms, or staff hour estimate. The ELOR shall contain the following:

a) Minimum Requirements:
- State the RFP name and number;
- Name of Firm;
- Firm address;
- Firm telephone number;
- Project Manager's name and contact information (Project Manager will be considered the primary contact for the respondent during the procurement process and during performance of the scope of services);

b) Relevant Experience, Qualifications, and Capacity
Demonstrate qualifications, relevant experience, and capacity of the prime consultant, subconsultants, and proposed staff to successfully

perform the required CEI services. Consideration will be given to the successful delivery of comparable assignments, the relevance of the proposed team's experience, team organization, staff availability, and the overall capability of the proposed team to support the project throughout its duration.

c) Project Understanding and Technical Approach
Demonstrate the team's understanding of the project and the factors critical to its successful delivery. The team should identify the project's principal construction, operational, technical, coordination, and stakeholder considerations; identify solutions for the risks and challenges it considers most significant; and describe its proposed approach to providing effective CEI services for the project.

d) Project Management, Quality, and Problem-Solving Approach
Demonstrate the team's proposed approach to project management, quality assurance and quality control, contract administration, schedule oversight, risk management, issue resolution, and overall project delivery. Consideration will be given to the team's demonstrated critical thinking, sound professional judgment, proactive identification of potential issues, and ability to develop practical and effective solutions.

e) Communication and Coordination
Demonstrate the team's proposed approach to effectively communicate and coordinate with THEA, the contractor, public agencies, utility owners, operations personnel, emergency responders, stakeholders, and the public. Consideration will be given to procedures for timely communication, issue escalation and resolution, reporting, responsiveness and coordination.

3. Organizational Chart

Attach an organizational chart that includes the following:

- Identify key members of respondent's team including the proposed Project Manager and names and roles of other key personnel;
- State firm name for key members of Respondent's team (if from a Subconsultant);
- State office location (city and state) for key members of Respondent's team.

Only those members of the team who will **actively** participate under the potential work assignments should be included. Individuals who would be available on an "as-needed" basis should be omitted.

A maximum of 1 page will be allowed for the "Organizational Chart" element. The Organizational Chart may be submitted on an 11" x 17" sized page.

4. Resumes

Include **one (1) page** resumes for the Project Manager and the key staff of respondent's team.

5. Required Forms

[END OF SECTION B – RESPONSE REQUIREMENTS]

SECTION C
Required Forms

Required forms to be completed, signed, notarized when indicated and included in Respondent's ELOR Package:

EXHIBIT 1: Declaration of Respondent

EXHIBIT 2: Public Entity Crimes Form

EXHIBIT 3: Conflicts of Interest Statement

EXHIBIT 4: Certification Regarding Scrutinized Companies Lists

EXHIBIT 5: Respondent's Response Package Review Checklist

EXHIBIT 6: Acknowledgment of Receipt of Addendum

EXHIBIT 7: Anticipated SBE Participation Statement Form

EXHIBIT 8: Drug Free Workplace Form

EXHIBIT 9: Insurance Requirements

EXHIBIT 10: THEA Exempt Documents Request Form

Note: Failure to submit the required forms may result in respondent's ELOR Package being determined non-responsive and rejected.

EXHIBIT 1

DECLARATION OF RESPONDENT

1. Name of Respondent: ___

(RESPONDENT, CORPORATION, BUSINESS OR INDIVIDUAL)

2. Name of Contact Person: _

3. Our local (to Tampa, Florida) business and mailing address is: _

_____

4. Professional License Number is:_

5. The Project Manager assigned to this contract has a current Professional License

Number of ___ issued by the State of _____.

6. Federal I.D. Number: _____

7. Our primary business address is: _____

8. Our present business phone number is: _

9. Our present fax number is: _____

10. Our present e-mail address is: _

11. Our business has been operating under its present name since: ____

The below named respondent affirms and declares:

(1) That the respondent has contractual capacity and that no other person, respondent, or corporation has any interest in this response.

(2) That this response is made without any understanding, agreement, or connection with any other person, respondent or corporation making a response for the same purpose, and is in all respects fair and without collusion or fraud.

(3) That the respondent is not in arrears to the Tampa-Hillsborough County Expressway Authority (THEA) upon debt or contract and is not a defaulter, as surety or otherwise, upon any obligation to THEA.

(4) That the respondent is not in litigation or been disbarred from doing business with THEA.

(5) That no officer or employee or person whose salary is payable in whole or in part from THEA is, shall be, or become interested, directly or indirectly, as surety or otherwise in this response; in the performance of the contract; for the supplies, materials, equipment, and work or labor to which they relate; or in any portion of the profits thereof.

(6) That by submitting a proposal, the respondent agrees and acknowledges that it will provide the full complement of staff required to perform the scope of services, including the specific individuals named in the its proposal and the specific key personnel named in its proposal shall remain assigned for the duration of the project, unless otherwise agreed to in writing by the THEA.

(7) By submitting this response, respondent accepts and acknowledges that respondent can comply with all terms and conditions set forth in the solicitation including, without limitation, the insurance and performance/payment bond requirements and the indemnification provisions.

(8) The person signing hereby warrants that they are duly authorized to sign and bind on behalf of the respondent.

IN WITNESS WHEREOF, this response is hereby signed and sealed as of the date indicated below.

ATTEST: RESPONDENT:

_____ _____

(Witness Signature) Respondent Name

By: ___ (Printed Name of Witness) (AUTHORIZED SIGNATURE)

_____ _____

(Witness Signature) (Printed Name of Signer)

_____ _____

(Printed Name of Witness) (Title of Signer)

_____

(Date Signed)

NOTE: The person signing for the respondent shall in his/her own handwriting, sign the company's name, his/her own name and his/her title. Where the person signing for a corporation is other than the President or Vice-President, he/she must by affidavit, show his/her authority to bind the Company. Said affidavit shall be attached to this Declaration of Respondent.

STATE OF _____

COUNTY OF _____

Sworn to (or affirmed) and subscribed before me this _____ day of _____20__, by

_____. (Name of Individual Signing)

_____

Signature of Notary Public

My Commission Expires: ___

[Apply Notary Seal Here]

[END OF EXHIBIT 1 - DECLARATION OF RESPONDENT]

EXHIBIT 2

SWORN STATEMENT UNDER SECTION 287.133(3)(a), FLORIDA STATUTES, ON PUBLIC ENTITY CRIMES

THIS FORM MUST BE SIGNED AND SWORN TO IN THE PRESENCE OF A NOTARY PUBLIC OR OTHER OFFICER AUTHORIZED TO ADMINISTER OATHS.

1. This sworn statement is submitted to Tampa-Hillsborough County Expressway Authority

by _____

[print individual's name and title]

for _____

[print name of entity submitting sworn statement]

whose business address is _____

and (if applicable) its Federal Employer Identification Number (FEIN) is _____

(If the entity has no FEIN, include the Social Security Number of the individual signing this

sworn statement: _____.)

2. I understand that a "public entity crime" as defined in a Paragraph 287.133(1)(g), Florida Statutes**,** means a violation of any state or federal law by a person with respect to and directly related to the transaction of business with any public entity or with an agency or political subdivision of any other state or of the United States, including, but not limited to, any bid or contract for goods or services to be provided to any public entity or an agency or political subdivision of any other state or of the United States and involving antitrust, fraud, theft, bribery, collusion, racketeering, conspiracy, or material misrepresentation.

3. I understand that "convicted" or "conviction" as defined in Paragraph 287.133(1)(b), Florida Statutes, means a finding of guilt or a conviction of a public entity crime, with or without an adjunction of guilt in any federal or state trial court of record relating to charges brought by indictment or information after July 1, 1989, as a result of a jury verdict, nonjury trial, or entry of a plea of guilty or nolo contendere.

4. I understand that an "affiliate" as defined in Paragraph 287.133 (1)(a), Florida Statutes, means:

i. A predecessor or successor of a person convicted of a public entity crime; or
ii. An entity under the control of any natural person who is active in the management of the entity and who has been convicted of a public entity crime. The term "affiliate" includes those officers, directors, executives, partners, shareholders, employees, members, and agents who are active in the management of the affiliate. The ownership by one person of shares constituting a controlling interest in another person, or a pooling of equipment or income among persons when not for fair market value under an arm's length agreement, shall be prima facie case that one person controls another person. A person who knowingly enters into a joint venture with a person who has been convicted of a public entity crime in Florida during the preceding 36 months shall be considered an affiliate.

5. I understand that a "person" as defined in Paragraph 287.133(1)(e), Florida Statutes, means any natural person or entity organized under the laws of any state or of the United States with the

legal power to enter into a binding contract and which bids or applies to bid on contracts for the provision of goods or services let by a public entity. The term "person" includes those officers, directors, executives, partners, shareholders, employees, members, and agents who are active in management of an entity.

6. Based on the information and belief, the statement which I have marked below is true in relation to the entity submitting this sworn statement. **[indicate which statement applies.]**

____ Neither the entity submitting this sworn statement, nor any officers, directors, executives, partners, shareholders, employees, members, or agents who are active in the management of entity, nor any affiliate of the entity has been charged with and convicted of a public entity crime subsequent to July 1, 1989.

____ The entity submitting this sworn statement, or one or more of its officers, directors, executives, partners, shareholders, employees, members or agents who are active in the management of the entity, or an affiliate of the entity has been charged with and convicted of a public entity crime subsequent of July 1, 1989.

____ The entity submitting this sworn statement, or one or more of its officers, directors, executives, partners, shareholders, employees, members or agents who are active in the management of the entity, or an affiliate of the entity has been charged with and convicted of a public entity crime subsequent of July 1, 1989. However, there has been a subsequent proceeding before a Hearing Officer of the State of Florida, Division of Administrative Hearings and the Final Order entered by the hearing Officer determined that it was not in the public interest to place the entity submitting this sworn statement on the convicted vendor list. **[attach a copy of the final order]**

I UNDERSTAND THAT THE SUBMISSION OF THIS FORM TO THE CONTRACTING OFFICER FOR THE PUBLIC ENTITY IDENTIFIED IN PARAGRAPH 1 (ONE) ABOVE IS FOR THAT PUBLIC ENTITY ONLY AND, THAT THIS FORM IS VALID THROUGH DECEMBER 31 OF THE CALENDAR YEAR IN WHICH IT IS FILED. I ALSO UNDERSTAND THAT I AM REQUIRED TO INFORM THE PUBLIC ENTITY PRIOR TO ENTERING INTO A CONTRACT IN EXCESS OF THE THRESHOLD AMOUNT PROVIDED IN SECTION 287.017, FLORIDA STATUTES FOR CATEGORY TWO OF ANY CHANGE IN THE INFORMATION CONTAINED IN THIS FORM.

_____

[signature]

Sworn to and subscribed before me this _____day of _____, 20_____.

Personally known _____ OR Produced identification ____

Notary Public – State of _____

My commission expires _____

(Type of Identification)

(Printed, typed or stamped Commissioned Name of Notary Public)

[END OF EXHIBIT 2- PUBLIC ENTITIES CRIME STATEMENT]

EXHIBIT 3

CONFLICTS OF INTEREST STATEMENT

Check one of the boxes below:

☐ To the best of our knowledge, the undersigned respondent has no potential conflict of interest due to any other clients, contracts, or property interest for this solicitation and project.

OR

☐ The undersigned respondent, by attachment to this form, submits information which may be a potential conflict of interest due to other clients, contracts or property interest for this solicitation and project.

RESPONDENT:

By: _____ (AUTHORIZED SIGNATURE)

_____
(Printed Name of Signer)

_____
(Title of Signer)

_____
(Date Signed)

[END OF EXHIBIT 3 – CONFLICTS OF INTEREST STATEMENT

EXHIBIT 4

CERTIFICATION REGARDING SCRUTINIZED COMPANIES LISTS

This certification is required pursuant to Florida Statute, Section 287.135.
By executing this form and each and every renewal hereof (if renewal is separately provided for herein), pursuant to section 287.135, Florida Statutes, Consultant certifies, represents, and warrants that: (a) it is not on the Scrutinized Companies with Activities in Sudan List, (b) it is not on the Scrutinized Companies with Activities in the Iran Petroleum Energy Sector List, (c) it is not on the Scrutinized Companies with Activities in Iran Terrorism Sectors List, (d) that it does not have Business operations or is engaged in business in Cuba or Syria, and (e) that it is not engaged or engaging in a Boycott of Israel, and that all such certifications were true at the time it submitted its bid or proposal for this Agreement, as of the Effective Date of this Agreement, and as of the effective date of any renewal of this Agreement. Notwithstanding anything contained in this Agreement to the contrary, the Authority may terminate this Agreement immediately for cause if: (1) Consultant is found to have submitted a false certification regarding (a) – (e) above in accordance with section 287.135(5), Florida Statutes, (2) Consultant is found to have been placed on the Scrutinized Companies with Activities in Sudan List or the Scrutinized Companies with Activities in the Iran Petroleum Energy Sector List, or is or has been engaged in Business operations in Cuba or Syria or a Boycott of Israel, or (3) Consultant is found to have been placed on a list created pursuant to section 215.473, Florida Statutes, relating to scrutinized active business operations in Iran. Such termination shall be in addition to any and all remedies available to the Authority at law or in equity. The terms "Boycott of Israel" and "Business operations" used in this section are defined as in Section 287.135, Florida Statutes. The Lists referred to in this section are those Lists in and maintained pursuant to section 287.135, Florida Statutes.

Firm: _____
Firm FID or EIN: _____
Address: _____
City: _____ State: ___ Zip: _____

I hereby warrant that I am duly authorized to sign and bind on behalf of the company listed above as the "Firm".
I hereby certify and affirm that the company listed above as the "Firm" certifies, represents, and warrants that: (a) it is not on the Scrutinized Companies with Activities in Sudan List, (b) it is not on the Scrutinized Companies with Activities in the Iran Petroleum Energy Sector List, (c) it is not on the Scrutinized Companies with Activities in Iran Terrorism Sectors List, (d) that it does not have Business operations or is engaged in business in Cuba or Syria, and (e) that it is not engaged or engaging in a Boycott of Israel, and that all such certifications were true at the time it submitted its bid or proposal for this Agreement, as of the Effective Date of this Agreement, and as of the effective date of any renewal of this Agreement. I understand pursuant to Florida Statue, Section 287.135, the submission of a false certification may subject the Respondent/Bidder to civil penalties, attorney's fees and/or costs.
Firm:

By: _____
(Authorized Signature)

_____
(Printed Name of Signer)

_____
(Title of Signer)

_____
(Date Signed)

EXHIBIT 5

RESPONDENT'S EXPANDED LETTERS OF RESPONSE (ELOR) PACKAGE REVIEW CHECKLIST

Respondent's ELOR Package **must be** organized and labeled following the instructions as contained in **Section B**, Paragraph 2.1, ELOR Package.

Proposal Format	**Section Title**
	1. Table of Contents
	2. ELOR
	3. Organizational Chart
	4. Resumes
	5. Completed Exhibits EXHIBIT 1: Declaration of Respondent EXHIBIT 2: Public Entity Crimes Form EXHIBIT 3: Conflicts of Interest Statement EXHIBIT 4: Certification Regarding Scrutinized Companies Lists EXHIBIT 5: Respondent's Response Package Review Checklist EXHIBIT 6: Acknowledgment of Receipt of Addendum EXHIBIT 7: Anticipated SBE Participation Statement Form EXHIBIT 8: Drug Free Workplace Form EXHIBIT 9: Insurance Requirements EXHIBIT 10: Exempt Documents Form

By submitting this response, we accept and acknowledge that we can comply with all terms and conditions set forth in the ELOR including, without limitation, the insurance and performance/payment bond requirements and the indemnification provision.

_____ _____
Name of Person Responsible Date

_____ _____
Title of Person Responsible Company Name

[END OF EXHIBIT 5 - RESPONDENT'S EXPANDED LETTERS OF RESPONSE (ELOR) PACKAGE REVIEW CHECKLIST]

EXHIBIT 6

ACKNOWLEDGEMENT OF RECEIPT OF ADDENDUM

Were Addenda issued on this Solicitation?

☐ Yes

☐ No

Were Letter of Clarification issued on this Solicitation?

☐ Yes

☐ No

I (We) hereby acknowledge receipt of the following Addendum/Addenda issued in reference to this solicitation by listing the Addenda by number, date and signing the form:

Addendum _____ Date: _____

Addendum _____ Date: _____

Addendum _____ Date: _____

Addendum _____ Date: _____

Letter of Clarification _____ Date: _____

Letter of Clarification _____ Date: _____

Letter of Clarification _____ Date: _____

Letter of Clarification _____ Date: _____

RESPONDENT:

By: _____
(AUTHORIZED SIGNATURE)

_____
(Printed Name of Signer)

_____
(Title of Signer)

_____
(Date Signed)

[END OF EXHIBIT 6 - ACKNOWLEDGEMENT OF RECEIPT OF ADDENDUM]

EXHIBIT 7

ANTICIPATED SBE PARTICIPATION STATEMENT FORM

FOR TAMPA HILLSBOROUGH COUNTY EXPRESSWAY AUTHORITY

Project Number: _____

Respondent: _____

Is the prime contractor an SBE as described in THEA's Policy adopted February 25, 2002 (Yes__) (No__)

It is our intent to subcontract_____% of the contract dollars to SBE(s). Listed below are the proposed SBE sub-contractors_____(to the extent known, please indicate whether the company holds, Minority, Women or Disadvantaged Business Enterprise Status.):

SBE(s) Name	Type of Work/Specialty	Percentage	Minority Status

Submitted by:_____

Title: _____

Email: _____

Date: _____

[END OF EXHIBIT 7 – ANTICIPATED SBE PARTICIPATION]

EXHIBIT 8

DRUG FREE WORKPLACE FORM

The undersigned firm, in accordance with Florida Status 287.087 hereby certifies that

_____ does:

Name of Business

1. Publish a statement of notifying employees that the unlawful manufacture, distribution, dispensing, possession, or use of a controlled substance is prohibited in the workplace and specifying the actions that will be taken against employees for violations of such prohibition.
2. Inform employees about the dangers of drug abuse in the workplace, the business's policy of maintaining a drug-free workplace, any available drug counseling, rehabilitation, and employee assistance programs, and the penalties that may be imposed upon employees for drug abuse violations.
3. Give each employee engaged in providing the commodities or contractual services that are under bid a copy of the statement specified in Paragraph 1.
4. In the statement specified in paragraph 1, notify the employees that, as a condition of working on the commodities or contractual services that are under bid, the employees will abide by the terms of a statement and will notify the employer of any conviction of, or plea of guilty or nolo contendere to, any violation of Florida Statute 893 or of any controlled substance law of the United States or any state, for a violation occurring in the workplace no later than five (5) days after such conviction.
5. Impose a sanction of, or require the satisfactory participation in a drug abuse assistance or rehabilitation program is such is available in the employee's community, by any employee who is convicted.
6. Make a good faith effort to continue to maintain a drug-free workplace through implementation of paragraphs 1 thru 5.

As the person authorized to sign this statement, I certify that this firm complies with the above requirements.

_____

Firm's Signature

_____

Date

[END OF EXHIBIT 8 - DRUG FREE WORKPLACE FORM]

EXHIBIT 9

INSURANCE REQUIREMENTS, COVERAGES and LIMITS
for
Tampa-Hillsborough County Expressway Authority

Contractors and Vendors, hereinafter referred to collectively and individually as "INSURED" conducting business with the Tampa-Hillsborough County Expressway Authority, ("THEA") are required to maintain adequate insurance coverages and provide insurance certification to THEA.

A. INSURANCE REQUIREMENTS:

1) All insurance shall be from responsible insurance companies eligible to do business in the State of Florida and having an AM Best rating of A- or better and a financial size category of VII or better. Utilization of non-rated companies or companies with AM Best ratings lower than A- or a financial size category lower than VII may be approved on a case-by-case basis. If the insurer does not meet these requirements, THEA retains the right to approve or disapprove the use of the insurer.

2) INSURED'S liability policies, other than the Workers' Compensation and Professional Liability, shall provide that THEA, its officials, officers and employees are additional named insured as to the operations of the INSURED under the contract.

3) INSURED'S liability policies, other than the Workers' Compensation and Professional Liability, shall provide the "Severability of Interest" provision (a/k/a "Separation of Insured" provision).

4) The INSURED'S Certificate of Insurance(s) shall provide THEA as an additional certificate holder for all policies issued.

5) The INSURED'S Certificate of Insurance(s) shall state the description of the operations, i.e., "Name of Contract" between THEA and "Name of Insured" and shall state the Contract Number assigned for the contract between THEA and the INSURED.

6) The INSURED shall deliver to THEA, within ten (10) days from the receipt of a Notice of Award of the contract, properly executed Certificate(s) of Insurance on insurance industry standard certificate of insurance form(s) (example: ACORD form) setting forth the insurance coverages and limits required herein. All of the required insurance coverages shall be issued as required by law and shall be endorsed, where necessary, to comply with the minimum requirements contained herein.

7) Except as otherwise specified in the contract, the insurance will commence on or prior to the effective date of the contract and will be maintained in force throughout the duration of the contract. Three years completed operations coverages may be required to be maintained on specific commercial general liability policies and/or professional liability policies effective on the date of substantial completion or the termination of the contract, whichever is earlier.

8) Aggregate Policy Limits on policies required of INSURED shall apply exclusively for the contract.

9) INSURED authorizes THEA to verify its insurance information with its insurance agents, brokers, surety, and insurance carriers. At THEA's request, INSURED shall

provide copies of the policies at no cost to THEA, subject to redaction by the INSURED of any proprietary information.

10) All insurance coverages of the INSURED shall be primary to any insurance or self-insurance programs carried by THEA; and any THEA insurance or coverages shall not be contributory to INSURED'S insurance requirements in the contract.

11) The insurance coverages and limits required of the INSURED under the contract are designed to meet the minimum requirements of THEA. They are not designed as a recommended insurance program for the INSURED. The INSURED alone shall be responsible for the sufficiency of its own insurance program.

12) All policies of insurance required herein will be specifically endorsed to require the insurer provide THEA with thirty (30) day notice prior to any cancellation, intent not to renew any policy and/or any change that will reduce the insurance coverages required in the contract, except for the application of the Aggregate Limits Provisions.

    The endorsement will specify that such notice will be sent to:

    Tampa-Hillsborough Expressway Authority,
    (THEA) PROCUREMENT DEPARTMENT
    1104 East Twiggs St, Suite 300
    Tampa, FL 33602

13) THEA accepts no responsibility for determining whether the INSURED'S insurance is in full compliance with the insurance required by the contract. Neither the approval by THEA nor the failure to disapprove the insurance furnished by the INSURED will relieve the INSURED of their full responsibility to provide the insurance required by the contract.

14) If the INSURED fails to provide or maintain the insurance coverages required in the contract, THEA may terminate or suspend the contract, or, at THEA's sole discretion, may obtain such coverages and invoice the INSURED and include a 15% administrative cost. If not paid within 45 days, the amount will be deducted from INSURED'S invoice. The decision of THEA to purchase such insurance coverages shall in no way be construed as a waiver of its rights under the contract.

15) INSURED shall fully comply with the insurance requirements of the contract unless excused in writing by THEA. Any deductible applicable to any claim shall be the responsibility of the INSURED.

16) Any liability insurance aggregate limits are to be confirmed in writing by the respective insurance company that to their knowledge, as of the date of the contract, there are no pending claims or legal actions against the INSURED, which if resolved in favor of the claimant would impair the insurance company's ability to cover the minimum insurance limits stated herein.

17) Current Insurance Service Office (ISO) policies, forms, and endorsements or broader shall be used where applicable. Notwithstanding the foregoing, the wording of all policies, forms, and endorsements must be acceptable to THEA without restrictive endorsement.

18) The INSURED will not commence work, use or occupy THEA premises in connection with the contract until the required insurance is in force, preliminary evidence of insurance acceptable to THEA has been provided to THEA and THEA

has granted permission to the INSURED to commence work or use or occupy the premises in connection with the contract.

19) Upon request, the INSURED shall promptly make available a certified, true and exact copy of the insurance policy and endorsements issued to the policy and any renewal thereof for THEA's review and inspection. In the event of cancellation or non-renewal of this insurance, the INSURED agrees to purchase the maximum "extended claims reporting period" permitted under the policy within the time allowed, unless replacement coverages is obtained with retroactive coverages applicable as of the date the INSURED services started under the contract.

20) All insurance minimum coverages limits extend to any subcontractor and the prime INSURED is responsible for all Subcontractors.

B. INSURANCE COVERAGES and LIMITS:

For the term of the contract the INSURED shall procure and maintain insurances of the types and limits specified herein.

1) **Workers' Compensation and Employers' Liability Insurance** - The minimum limits of Worker's Compensation/Employer's Liability Insurance (inclusive of any amount provided by an umbrella or excess policy) are:

Workers' Compensation Requirements	Florida Statutory
Employers' Liability	
Each Accident	$500,000
Disease – Policy Limit	$500,000
Disease - Each Employee	$500,000

2) **Commercial General Liability Insurance -** The minimum limits of Commercial General Liability Insurance (inclusive of any amount provided by an umbrella or excess policy) are:

General Aggregate	$1,000,000
Per Person	$1,000,000
Each Occurrence	$2,000,000
Personal Injury	$1,000,000
Property Damage	$1,000,000
Products & Completed Operations	$1,000,000

The General Aggregate Limit must be specifically applicable to the contract between THEA and the INSURED.

The Certificate must reflect whether the policy is "claims made" or "occurrence".

Products & Completed Operations coverages to be maintained for three (3) years after final completion of the work under the contract.

3) **Business Automobile Liability Insurance -** The minimum limits of Business Automobile Liability Insurance (inclusive of any amount provided by an umbrella or excess policy) covering ownership, maintenance, use, loading and unloading of all its owned, non-owned, leased or hired vehicles are:

Bodily Injury	
Each Person	$1,000,000
Each Accident	$1,000,000
Property Damage	$1,000,000
Bodily Injury & Property Damage Combined	$1,000,000

4) **Umbrella Liability Insurance or Excess Liability Insurance –** Umbrella Liability Insurance or Excess Liability Insurance must provide the same coverages as required for the underlying Commercial General, Business Automobile and Employers' Liability Coverages with no gaps in continuity of coverages or limits.

Bodily Injury & Property Damage Combined	
Each Occurrence	$2,000,000
Aggregate (specific to the contract)	$2,000,000
Aggregate (not specific to the contract)	$1,000,000

5) **Professional Liability Insurance, also known as "Errors and Omissions".**

The minimum limits of Professional Liability Insurance covering all work of the INSURED without any exclusions unless approved in writing by THEA are:

Each Claim	$1,000,000
Aggregate	$1,000,000

Any deductible applicable to any claim shall be the responsibility of the INSURED and shall not be greater than $100,000 unless approved by THEA in writing. This coverages shall be maintained by the INSURED for a period of not less than three (3) years from the date the INSURED has completed and THEA has accepted the services under the contract.

6) **Fiduciary Liability Insurance -** The minimum limits of Fiduciary Liability Insurance covering all work of the INSURED without any exclusions unless approved in writing by THEA are:

Each Claim	$5,000,000
Aggregate	$5,000,000

Any deductible applicable to any claim shall be the responsibility of the INSURED and shall not be greater than $100,000 unless approved by THEA in writing. This coverages shall be maintained by the INSURED for a period of not less than three (3) years from the date the INSURED has completed and THEA has accepted the services under the contract.

7) **Environmental Impairment (Pollution) Liability, (if required)** – Environmental Impairment (Pollution) Liability insurance is required **only** if specifically stated in the ELOR Instructions and Submittal Documents Package.

If required, the minimum limits of Environmental Impairment (Pollution) Liability insurance coverages (inclusive of any amount provided by an umbrella or excess policy) for liability resulting from pollution or other environmental impairment in connection with operations performed by or on behalf of INSURED under the contract or the use or occupancy of THEA premises by or on behalf of the INSURED are:

Each Occurrence	$1,000,000
Annual Aggregate	$1,000,000

EXHIBIT 10

THEA EXEMPT DOCUMENTS REQUEST FORM

EXEMPT DOCUMENTS / SECURITY SYSTEM PLAN DISTRIBUTION FORM

Exempt Documents being requested or received are included in those exempt from public disclosure as provided by Section 119.071(3)(b), Florida Statutes (Attached). **Security System Plans** being requested are confidential and exempt as provided by Section 119.071(3)(a), Florida Statutes (Attached). The Exempt Documents relate to work being performed for or required by the Tampa-Hillsborough County Expressway Authority (THEA) or work related to the Authority's structures. The following information is being provided as a record of this request or receipt, the Proposer's certifications herein, and distribution of the Exempt Documents or Security System Plans.

Completion of this form and a signature is required before information will be released (* Indicates Required to Obtain Security System Plans):

A. Entity Requesting/Receiving Documents: (Provide Full Name of Entity)

Architect: _____

Engineer: _____

Contractor: _____

Other: _____

B. Name of person receiving Exempt Documents / Security Plans: (Printed): _____

Title: _____

Signature: _____ Date: _____

Email: _____ **FL PE License No. (if applicable):** _____

Drivers License or photo identification number of recipient: _____

C. Name of Entity intending to Propose on RFP O-0726: _____

D. Relationship of Person receiving Exempt Documents if not employee of Entity intending to Propose on RFP:_

_____
_

E. Reason for Request/Intended Use: _____
_____
_____

F. RECIPIENT CERTIFICATION: I, personally, and as authorized representative of the above Proposer entity, fully understand (check the applicable certification block)

☐ the exempt nature of the Exempt Documents I am receiving and agree to maintain the exempt status of this information in accordance with Florida law.

☐ the confidential and exempt nature of the Security System Plans I am receiving and agree to maintain the confidential and exempt status of these Security System Plans in accordance with Florida law.

G. THEA Employee Providing Exempt Documents or Security Plans:

THEA Office: _____ Employee Name: _____

H. Signature of THEA Employee Authorizing Distribution: _____ Date: _____

Provider's Signature (if different than person authorizing distribution): _____

I. Method of delivery: Pick-up by Requestor

Date Provided: _____

EXEMPT DOCUMENTS - Section 119.071(3)(b), Florida Statutes, provides:
Building plans, blueprints, schematic drawings, and diagrams, including draft, preliminary, and final formats, which depict the internal layout and structural elements of a building, arena, stadium, water treatment facility, or other structure owned or operated by an agency are exempt from s. 119.07(1) and s.24(a), Art. I of the State Constitution. This exemption applies to building plans, blueprints, schematic drawings, and diagrams, including draft, preliminary, and final formats, which depict the internal layout and structural elements of a building, arena, stadium, water treatment facility, or other structure owned or operated by an agency before, on, or after the effective date of this act. Information made exempt by this paragraph may be disclosed to another governmental entity if disclosure is necessary for the receiving entity to perform its duties and responsibilities; to a licensed architect, engineer, or contractor who is performing work on or related to the building, arena, stadium, water treatment facility, or other structure owned or operated by an agency; or upon a showing of good cause before a court of competent jurisdiction. The entities or persons receiving such information shall maintain the exempt status of the information.

SECURITY SYSTEM PLAN - ***Section 119.071(3)(a), Florida Statutes, provides:***
As used in this paragraph, the term “security system plan” includes all Records, information, photographs, audio and visual presentations, schematic diagrams, surveys, recommendations, or consultations or portions thereof relating directly to the physical security of the facility or revealing security systems; Threat assessments conducted by any agency or any private entity; Threat response plans; Emergency evacuation plans; Sheltering arrangements; or Manuals for security personnel, emergency equipment, or security training. A security system plan or portion thereof for: Any property owned by or leased to the state or any of its political subdivisions; or Any privately owned or leased property held by an agency is confidential and exempt from s. 119.07(1) and s. 24(a), Art. I of the State Constitution. This exemption is remedial in nature and it is the intent of the Legislature that this exemption apply to security system plans held by an agency before, on, or after the effective date of this paragraph. Information made confidential and exempt by this paragraph may be disclosed by the custodian of public records to The property owner or leaseholder; or Another state or federal agency to prevent, detect, guard against, respond to, investigate, or manage the consequences of any attempted or actual act of terrorism, or to prosecute those persons who are responsible for such attempts or acts.

SECTION D

ATTACHMENTS

ATTACHMENT 1: Scope of Services
ATTACHMENT 2: REL_Cleaning&Staining_Estimates1.0
ATTACHMENT 3: REL Cleaning & Staining Plans_2026-02-02
ATTACHMENT 4: HI-0025-SPECS-TSP400
EXEMPT DOCUMENTS: 100800_100806_100812_Reversible Elevated Lanes Conformed Plans_THEA Aesthetic Lighting_Base Bid Plans_S&S **(NOTE: complete exempt document request form and submit to procurement to receive exempt documents)**

ATTACHMENT 1

CONSTRUCTION ENGINEERING AND INSPECTION

SCOPE OF SERVICES

FOR

Project No. O-1126
Reversible Express Lanes (REL) Cleaning & Staining
Hillsborough County

TABLE OF CONTENTS

1.0 PURPOSE: 41

2.0 SCOPE: 41

3.0 LENGTH OF SERVICE: 41

4.0 DEFINITIONS: 42

5.0 ITEMS TO BE FURNISHED BY THE AUTHORITY TO THE CONSULTANT: 44

6.0 ITEMS FURNISHED BY THE CONSULTANT: 44
6.1 Department Documents: 44
6.2 Office Automation: 44
6.3 Field Office: 45
6.4 Vehicles: 45
6.5 Field Equipment: 45
6.6 Licensing for Equipment Operations: 45

7.0 LIAISON RESPONSIBILITY OF THE CONSULTANT: 45

8.0 PERFORMANCE OF THE CONSULTANT: 46

9.0 REQUIREMENTS OF THE CONSULTANT: 46
9.1 General: 46
9.2 Independent Engineering Judgment: 47
9.3 Public Safety: 47
9.4 Timely Resolution: 47
9.5 Survey Control: 47
9.6 On-site Inspection: 47
9.7 Sampling and Testing: 48
9.8 Engineering Services: 49
9.9 Geotechnical Engineering: 51
9.10 Schedule Development and Review: 51
9.11 Asphalt Plant Services: 51

10.0 PERSONNEL: 51
10.1 General Requirements: 51

10.2 Personnel Qualifications: 52
10.3 Staffing: 60

11.0 QUALITY ASSURANCE (QA) PROGRAM: 60
11.1 Quality Assurance Plan: 60
11.2 Quality Assurance Reviews: 61
11.3 Quality Records: 61

12.0 CERTIFICATION OF FINAL ESTIMATES: 61
12.1 Final Estimate and As-Built Plans Submittal: 61
12.2 Certification: 62
12.3 Offer of Final Payment: 62

13.0 AGREEMENT MANAGEMENT: 62
13.1 General: 62
13.2 Invoicing Instructions: 63

14.0 OTHER SERVICES: 63

15.0 POST CONSTRUCTION CLAIMS REVIEW: 64

16.0 CONTRADICTIONS: 64

17.0 THIRD PARTY BENEFICIARY 64

18.0 TAMPA HILLSBOROUGH EXPRESSWAY AUTHORITY (THEA) 64

SCOPE OF SERVICES
CONSTRUCTION ENGINEERING AND INSPECTION

1.0 PURPOSE:

This scope of services describes and defines the Construction Engineering and Inspection (CEI) services which are required for contract administration, inspection, and materials sampling and testing for the construction projects listed below.

2.0 SCOPE:

Provide services as defined in this Scope of Services, the referenced Tampa Hillsborough Expressway Authority (Authority) and Florida Department of Transportation (Department) manuals and procedures.

The project(s) for which the services are required are:

THEA Project No.:	O-1126
Description:	Reversible Express Lanes (REL) Cleaning & Staining
County:	Hillsborough County

Serve as the Authority's representative on the project and faithfully represent the Authority's interest in all matters, with special emphasis given to issues involving public safety, quality, timely completion of the work, and financial responsibility.

Exercise independent professional judgment in performing obligations and responsibilities under this Agreement. The authority of the Consultant's lead person, such as the Senior Project Engineer, and the Consultant's Project Administrator shall be identical to the Authority's Resident Engineer and Project Administrator respectively and shall be interpreted as such.

Services provided by the Consultant shall comply with the Authority's procedures and the Department's State Construction Office manuals, procedures, and memoranda in effect at the time of Agreement execution, including but not limited to FDOT CPAM, FDOT Standard Specifications for Road and Bridge Construction, FDOT Design Standards, Materials Sampling, Testing & Reporting Guide, and applicable Department/Authority addenda, as directed by the Authority. The current versions are available via the Department's State Construction Office website.

On a single Construction Contract, it is a conflict of interest for a professional firm to receive compensation from both the Authority and the Contractor either directly or indirectly.

3.0 LENGTH OF SERVICE:

The services for each Construction Contract shall begin upon written notification to proceed by the Authority.

The Authority shall track the execution of the Contract such that the Consultant is given timely authorization to begin work. While no personnel shall be assigned until written notification by the Authority has been issued, the Consultant shall be ready to

assign personnel within two weeks of notification. For the duration of the project, coordinate closely with the Authority and Contractor to minimize rescheduling of Consultant activities due to construction delays or changes in scheduling of Contractor activities.

For estimating purposes, the Consultant will be allowed an accumulation of thirty (30) calendar days to perform preliminary administrative services prior to the issuance of the Contractor's notice to proceed on the project and thirty (30) calendar days to demobilize after final acceptance of the Contract.

The anticipated CEI Contract times for the project(s) are tabulated below:

Construction Contract Estimate		
THEA Project ID	Estimated Start Date (Mo/Day/Yr)	Duration (Days)
O-1126	9/1/2027	366

4.0 DEFINITIONS:

A. Agreement: The Professional Services Agreement between the Authority and the Consultant setting forth the obligations of the parties thereto, including but not limited to the performance of the work, furnishing of services, and the basis of payment.

B. Authority: The Tampa-Hillsborough County Expressway Authority

C. CEI Project Administrator/Project Engineer: The employee assigned by the Consultant to oversee and manage Construction Contract administration services for one (1) or more Construction Projects.

D. CEI Senior Project Engineer: The Engineer assigned by the Consultant to oversee and manage Construction Contract administration for one (1) or more

Construction Projects. This person may supervise other Consultant employees and act as the lead Engineer for the Consultant.

E. Construction Contract: The written agreement between the Authority and the Contractor setting forth the obligations of the parties thereto, including but not limited to the performance of the work, furnishing of labor and materials, and the basis of payment.

F. Construction Project Manager: The Authority employee assigned to manage the Construction Engineering and Inspection Contract and represent the Authority during the performance of the services covered under this Agreement.

G. Construction Training/Qualification Program (CTQP): The Department program for training and qualifying technicians in Aggregates, Asphalt, Concrete, Earthwork, and Final Estimates Administration. Program information is available at CTQP website.

H. Consultant: The Consulting firm under contract to the Authority for administration of Construction Engineering and Inspection services.

I. Contractor: The individual, firm, or company contracting with the Authority for design (if applicable), furnishing of labor and materials, and performance of work for construction of the project.

J. Contracts and Procurement Manager: The Authority's Procurement Office

K. Department: The Florida Department of Transportation (FDOT)

L. Director of Operations and Engineering: The Authority's Director of Construction, Maintenance, Traffic Operations, Materials, and Safety.

M. Executive Director: The Chief Executive Officer of the Authority.

N. Engineer of Record: The Engineer noted on the Construction plans as the responsible person for the design and preparation of the plans.

O. Operations Engineer: The Director of Operations and Engineering, or its designee, assigned to administer construction contracts for the Authority.

P. Public Information Office: The Authority's office assigned to manage the Public Information Program.

Q. Resident Engineer: The Director of Expressway Operations, or its designee, assigned to administer construction contracts for the Authority.

R. Complex Category Two (CC2) Bridge Structures: Bridge structures that are complex and require advanced designs and construction engineering and inspection. A full definition is provided in the FDOT Design Manual.

5.0 ITEMS TO BE FURNISHED BY THE AUTHORITY TO THE CONSULTANT:

A. The Authority, on an as-needed basis, will furnish the following Contract documents for each project. These documents may be provided in either paper or electronic format:

1. Construction Plans
2. Specifications Package
3. Copy of the Executed Construction Contract
4. Utility Agency's Approved Material List (if applicable)

6.0 ITEMS FURNISHED BY THE CONSULTANT:

6.1 Department Documents:

All applicable Department documents referenced herein shall be a condition of this Agreement. All Department documents, directives, procedures, and standard forms are available through the Department's Website. Most items can be purchased through the following address. All others can be acquired online at the Department's website

Florida Department of Transportation
Maps and Publication Sales
605 Suwannee Street, MS 12
Tallahassee, Florida 32399-0450
Telephone No. (850) 414-4050
http://www.dot.state.fl.us/construction/

6.2 Office Automation:

Provide all software and hardware necessary to efficiently and effectively carry out the responsibilities under this Agreement.

Provide each inspection staff with a laptop computer running a Consultant furnished comprehensive construction management system supporting activities including construction administration, field record keeping, contract record maintenance, contractor payment processing, and materials management.

All computer coding shall be input by Consultant personnel using equipment furnished by them.

All informational, contractual and other business required for this project will be through a system of paperless electronic means. When the specifications require a written submission of documentation, such documents must be submitted electronically.

All documents requiring a signature must be executed electronically by both parties in accordance with Chapter 668, Florida Statutes, and have the same

force and effect as a written signature. All persons that normally sign paper documents must acquire digital signature certificates.

Ownership and possession of computer equipment and related software provided by the Consultant shall remain with the Consultant at all times. The Consultant shall retain responsibility for risk of loss or damage to said equipment during performance of this Agreement. Field office equipment shall be maintained and operational at all times.

6.3 Field Office:

N/A

6.4 Vehicles:

Equip vehicles with appropriate safety equipment and to effectively carry out the requirements of this Agreement. Vehicles shall have the Consultant's name and phone number visibly displayed on both sides of the vehicle.

6.5 Field Equipment:

Supply survey, inspection, and testing equipment essential to perform services under this Agreement; such equipment includes non-consumable and non-expendable items.

Hard hats and safety vests shall have the Consultant's name visibly displayed.

Equipment described herein and expendable materials under this Agreement will remain the property of the Consultant and shall be removed at completion of the work.

Handling of nuclear density gauges shall be in compliance with license requirements.

Retain responsibility for risk of loss or damage to said equipment during performance of this Agreement. Maintain field office equipment at all times.

6.6 Licensing for Equipment Operations:

Obtain proper licenses for equipment and personnel operating equipment when licenses are required. The license and supporting documents shall be available for verification by the Authority, upon request.

Radioactive Materials License for use of Surface Moisture Density Gauges shall be obtained through the State of Florida Department of Health.

7.0 LIAISON RESPONSIBILITY OF THE CONSULTANT:

For the duration of the Agreement, keep the Authority's Construction Project Manager informed of all significant activities, decisions, correspondence, reports, and other communications related to its responsibilities under this Agreement.

Facilitate communications between all parties (i.e. architectural, mechanical, materials, landscaping, local agencies, etc.), ensuring responses and resolutions are provided in a timely manner. Maintain accurate records to document the communication process.

Inform the Authority's Construction Project Manager of any design defects, reported by the Contractor or observed by the Consultant.

Submit all administrative items relating to Invoice Approval, Personnel Approval, Time Extensions, and Supplemental Amendments to the Construction Project Manager for review and approval.

8.0 PERFORMANCE OF THE CONSULTANT:

During the term of this Agreement and all Supplemental Amendments thereof, the Authority will review various phases of the Consultant's operations, such as construction inspection, materials sampling and testing, and administrative activities, to determine compliance with this Agreement. The Consultant shall cooperate and assist Authority representatives in conducting the reviews. If deficiencies are indicated, remedial action shall be implemented immediately. Authority recommendations and Consultant responses/actions are to be properly documented by the Consultant. No additional compensation shall be allowed for remedial action taken by the Consultant to correct deficiencies. Remedial actions and required response times may include, but are not limited to, the following:

A. Further subdivide assigned inspection responsibilities, reassign inspection personnel, or assign additional inspection personnel, within seven (7) calendar days of notification.

B. Immediately replace personnel whose performance has been determined by the Consultant and/or the Authority to be inadequate.

C. Immediately increase the frequency of monitoring and inspection activities in phases of work that are the Consultant's responsibility.

D. Increase the scope and frequency of training of the Consultant personnel.

9.0 REQUIREMENTS OF THE CONSULTANT:

9.1 General:

Administer, monitor, and inspect the Construction Contract such that the project is constructed in conformance with the plans, specifications, and special provisions for the Construction Contract.

Observe the Contractor's work to determine the progress and quality of work. Identify discrepancies, report significant discrepancies to the Authority, and direct the Contractor to correct such observed discrepancies.

The Consultant is hereby designated to negotiate Supplemental Amendments. Seek input from the Construction Project Manager relating to all Supplemental Amendment requests. Supplemental Amendments must be determined to be

in accordance with Florida law by the Authority prior to approval by the Consultant. Prepare the Supplemental Amendment as a recommendation to the Authority, which the Authority may accept, modify or reject upon review. For supplemental amendments of $50,000 or more, final approval will be obtained through official Authority board action. Consult with the Construction Project Manager as necessary.

Inform the Authority's Construction Project Manager of any significant omissions, substitutions, defects, and deficiencies noted in the Contractor's work and the corrective action that has been directed to be performed by the Contractor.

9.2 Independent Engineering Judgment:

Exercise independent engineering judgment in pursuit of the project. Personnel are expected to gather information from project inspection personnel and make informed, technically sound decisions to promote timely, successful completion of the project without sacrificing quality. For technical issues which require coordination with the Authority, all levels of CEI Project Engineer shall be expected to present options for consideration along with a preferred option. Engineering experience and expertise are considerations for the selection of Consultant staff. It is the Authority's expectation that this experience and expertise will be employed by Consultant staff to make sound engineering judgments and recommendations throughout the project.

9.3 Public Safety:

Hold public safety paramount throughout the project. If the Consultant determines that any activity of the Contractor poses an imminent hazard to the public, the Consultant shall direct the Contractor to immediately cease the activity and to close the affected lanes of traffic until the deficiency is addressed.

9.4 Timely Resolution:

Prioritize the Authority's goal of the timely and successful completion of the project. Work to actively develop solutions to issues encountered on the project in an expedient manner and work to ensure that issues do not persist for long periods without resolution.

9.5 Survey Control:

N/A

9.6 On-site Inspection:

Monitor the Contractor's on-site construction activities and inspect materials in accordance with the Contract Documents for the Construction Contract to determine that the projects are constructed in reasonable conformity with such documents. Maintain detailed accurate records of the Contractor's daily operations and of significant events that affect the work. The Consultant will

monitor off-site activities and fabrication unless otherwise stipulated by this Agreement.

Monitor and inspect Contractor's Temporary Traffic Control Plan and review modifications to the Temporary Traffic Control Plan, including Alternate Traffic Control Plan, in accordance with the Authority's procedures. Consultant employees performing such services shall be qualified in accordance with the Department's procedures.

9.7 Sampling and Testing:

Perform sampling and testing of component materials and completed work in accordance with the Contract Documents. Provide daily surveillance of the Contractor's Quality Control activities and perform the sampling and testing of materials and completed work items for verification and acceptance.

Perform inspection and sampling of materials and components at locations remote from the project site. In addition, the Consultant will perform verification testing (VT) of materials normally performed in a laboratory remote from the project site.

Determine the acceptability of all materials and completed work items on the basis of either test results or verification of a certification, certified mill analysis, APL, DOT label, DOT stamp, etc.

The Authority may monitor the effectiveness of the Consultant's testing procedures through observation and independent assurance testing.

Sampling, testing and laboratory methods shall comply with the Contract Documents.

Prepare and submit sampling and testing documentation reports to the Authority the same week that the construction work is performed.

Transport samples to be tested in the laboratory to the appropriate laboratory within 24 hours after the initial cure. The Project Administrator will provide the VT Laboratory ID number for sample delivery. Transmittal card must accompany the sample. A chain of custody (if provided by the VT firm) must be signed by the CCEI and VT representatives for sample tracking purposes and maintained by both the CCEI and VT firms.

Within 24 hours of sampling, input verification testing information and data into the Consultant furnished comprehensive construction management system, supporting construction administration, field record keeping, and materials management.

In addition to verification testing, the Consultant shall contract with a laboratory that is not performing QC or VT testing on the Contract for the purposes of resolution testing between the Contractor's quality control test results and the Consultant's verification test results, should a discrepancy exist outside of allowable test result tolerances. This resolution testing laboratory, for use as providing Independent Assurance (IA) sampling and testing, may be added by

supplemental amendment after the Contractor has selected their chosen quality control laboratory.

9.8 Engineering Services:

Coordinate the Contract administration activities with the Contractor as necessary to complete the construction of the project. Notwithstanding the above, the Consultant is not liable to the Authority for failure of such parties to follow written direction issued by the Consultant.

Services shall include maintaining the required level of surveillance of Contractor activities and interpreting the Contract Documents for the Construction Contract. Maintain complete, accurate records of all activities and events relating to the project and properly document all project changes. The following services shall be performed:

(1) Within 20 days of contract award, the Consultant shall schedule a pre-service meeting with the Authority to establish expectations for the delivery of services provided by the Consultant. Additionally, expectations will be established regarding uploading, attributing, and quality review of construction contract documents that are to be archived electronically.

Provide appropriate staff to attend and participate in the pre-service meeting.

The Consultant shall document this meeting and include the items discussed in the required Quality Assurance Plan.

(2) Schedule and coordinate a Final Estimate informational meeting with the Authority. Provide appropriate staff to attend and participate in this meeting.

(3) Schedule and coordinate a meeting with the Authority prior to the Pre-construction conference and another meeting prior to project Final Acceptance. The purpose of these meetings is to discuss the required documentation, including as-builts, necessary for permit(s) compliance.

(4) Schedule and conduct the Pre-construction conference. Prepare and distribute meeting minutes to the attendees.

(5) Verify that the Contractor is conducting inspections, preparing reports and monitoring all storm water pollution prevention measures associated with the project. For each project that requires the use of the NPDES General Permit, provide at least one (1) inspector who has successfully completed the "Florida Stormwater, Erosion, and Sedimentation Control Training and Certification Program for Inspectors and Contractors". The Consultant's inspector shall be familiar with the requirements set forth in the FEDERAL REGISTER, Vol. 57, No. 187, Friday, September 5, 1992, pages 4412 to 4435 "Final NPDES General Permits for Storm Water Discharges from Construction Sites" and the Contract documents.

(6) Analyze the Contractor's schedule(s) (i.e. baseline(s), revised baseline(s), updates, as-built, etc.) for compliance with the Contract Documents. Elements including, but not limited to, completeness, logic, durations, activity, flow, milestone dates, concurrency, resource allotment, and delays will be reviewed. Verify the schedule conforms with the construction phasing and MOT sequences, including all contract modifications.

(7) Analyze problems that arise on a project and proposals submitted by the Contractor, work to resolve such issues, and process the necessary documentation.

(8) Monitor, inspect and document the Contractor's utility coordination efforts for compliance with contract. Facilitate coordination and communication between Utility Agency's representatives, Authority's staff and Contractors executing the work. Identify potential utility conflicts and assist in the resolution of utility issues including Authority and Local Government owned facilities.

Identify, review, and track progress of Utility Work by Highway Contractor Agreements (UWHCA), Joint Project Agreements, and/or other Authority and utility agreements. Address work progress, track reimbursement activities, and address betterment and salvage determination. Prepare all necessary documentation to support reimbursement activities and betterment and salvage determination.

(9) Produce reports, verify quantity calculations, and field measure for payment purposes as needed to prevent delays in Contractor operations and to facilitate prompt processing of such information in order for the Authority to make timely payment to the Contractor.

(10) Prepare and make presentations for meetings and hearings before the Dispute Review Boards in connection with the project covered by this Agreement.

(11) The Authority will provide and lead Public Information Services. The Consultant shall provide Public Information technical support (detour/MOT narratives, schedule look-ahead, construction milestone summaries, graphics from the panoramic photo log) on a biweekly cadence, and review Public Information materials for technical accuracy within 48 hours of request.

(12) Prepare and submit to the Authority's Construction Project Manager a monthly status report, in a format to be specified by the Authority.

(13) Provide a digital video recording of the pre-construction conditions throughout the project limits, via use of a 360-degree camera. Provide a digital photo log or video of project activities, with heavy emphasis on potential claim items/issues and on areas of real/potential public controversy.

Provide a digital camera for photographic documentation of pre-construction state and of noteworthy incidents or events during construction. Additionally, provide drone services that comply with 934.50 FS and all other applicable laws and requirements.

These photographs will be filed and maintained on the Consultant's computer using a digital photo management system.

Photographs shall be taken the day prior to the start of construction and continue as needed throughout the project. Photographs shall be taken the days of Partial and Final Acceptance.

Provide visual documentation of the Project through the periodic collection of a set of panoramic digital photographs at predetermined stations throughout the project. Photographic locations should be located at intervals such that the digital photographs collectively portray the majority of the visible surfaces on the Project. The digital photographs should be taken with a frequency designed to reveal changes in the progress of the Project, which can be compared to other project data including daily reports of construction and scheduling updates. Photographic data files comprising each digital photograph are to be supplied together with an HTML (web page) based access and display system for viewing the photographs. Original photographic data files are to be supplied for archival purposes and comprise photographic data identical in form and content to that produced by the digital camera used to capture the image. Working photographic data files are to be supplied for everyday reference purposes and comprise copies of each original photographic data file, which have been processed to a reduced pixel and color resolution (size and clarity) for electronic distribution. The access and display system should be comprised of a series of HTML files (web pages) which allow a user to view each photographic data file individually, and in a sequence which simulates the visual experience of a viewer moving through the actual Project from one photographic station to the next. The original photographic data files, working photographic data files and access and display system are to be distributed on digital media. The working photographic data files and the access and display system should also be maintained on a server accessible via the Internet.

9.9 Geotechnical Engineering:

N/A

9.10 Schedule Development and Review:

N/A

9.11 Asphalt Plant Services:

N/A

10.0 PERSONNEL:

10.1 General Requirements:

Provide prequalified personnel necessary to carry out its responsibilities efficiently and effectively under this Agreement.

Unless otherwise agreed to by the Authority, the Authority will not compensate straight overtime or premium overtime for the positions of Senior Project Engineer, Project Administrator/Project Engineer, Contract Support Specialist and Assistant or Associate to any of these positions.

10.2 Personnel Qualifications:

Provide competent personnel qualified by experience and education. Submit to the Authority's Construction Project Manager the names of personnel proposed for assignment to the project, including a detailed resume for each containing at a minimum: certifications, CTQP ID number, education, and experience. The Consultant Action Request Form (ARF) along with any needed electronic access approval requests for personnel approval shall be submitted to the Construction Project Manager at least 14 calendar days prior to the date an individual is to report to work.

Personnel identified in the Consultant technical proposal are to be assigned as proposed and are committed to performing services under this Agreement. Personnel changes will require written approval from the Authority. Staff that has been removed shall be replaced by the Consultant within seven (7) calendar days of Authority notification.

Except as noted herein, before the project begins, all project staff shall have a working knowledge of the current CPAM and must possess all the necessary qualifications/certifications for fulfilling the duties of the position they hold. Cross training of the Consultant's project staff is highly recommended to achieve a knowledgeable and versatile project inspection team but shall not be at any additional cost to the Authority and should occur as workload permits.

Minimum qualifications for the Consultant personnel are set forth as follows: Exceptions to these minimum qualifications will be considered on an individual basis. For CTQP certifications, the Consultant may propose project staff possessing an equivalent certification from a national or other state DOT accreditation program. These exceptions may be granted under the stipulation that the appropriate CTQP certification be obtained prior to the corresponding work activity or such other time as approved by the Authority. The Authority's Director of Operations and Engineering, or designee, shall have the final approval authority on such exceptions.

CEI SENIOR PROJECT ENGINEER -
LICENSURE:

- Professional Engineer (PE) registered in the State of Florida
  - Ability to obtain endorsement in the State of Florida within six months of Project NTP if registered in another state

EXPERIENCE:

- Six (6) years of engineering experience
  - Two (2) of those years involved in relevant transportation projects
  - Exception: Five (5) years for Complex Category 2 (CC2) and PTS bridge structures
- A Master's Degree in Engineering may be substituted for one (1) year engineering experience.

QUALIFICATIONS/ CERTIFICATIONS:

- FDOT Advanced MOT
- CTQP Quality Control Manager (Attend and pass the examination)
    - To be achieved by Project NTP, if CEI Project Administrator/ Project Engineer holds qualification at time of proposal

ABILITIES/ RESPONSIBILITIES:

- Ability to: Communicate effectively in English (verbally and in writing)
- Responsible for: Directing a highly complex and specialized construction engineering administration and inspection program;
- Responsible for: Planning and organizing the work of subordinate and staff members;
- Responsible for: Developing and/or reviewing policies, methods, practices, and procedures;
- Responsible for: Reviewing programs for conformance with Authority standards.

CEI PROJECT ADMINISTRATOR/PROJECT ENGINEER -

EDUCATION:

- High School Diploma or Equivalent

LICENSURE (FOR CEI PROJECT ENGINEER):

- Professional Engineer (PE) registered in the State of Florida
    - Must obtain endorsement in the State of Florida within six (6) months of Project NTP if registered in another state

EXPERIENCE:

For personnel with Engineering, Engineering Technology or Construction Management degrees:

- Two (2) years of engineering experience in relevant transportation projects.
- A Master's Degree in Engineering, Engineering Technology, or Construction Management may be substituted for one (1) year of engineering experience

For personnel without Engineering, Engineering Technology or Construction Management degrees:

- Eight (8) years of CEI or roadway or bridge construction experience,
- Two (2) of those years involved in relevant transportation projects.

QUALIFICATIONS/ CERTIFICATIONS:

Qualifications/certifications for this position may be obtained within six (6) months from the date of hire provided that this position works under the supervision and direction of a Senior Project Engineer, all other requirements for the position are met, and a training plan is submitted detailing when the qualifications/certifications will be obtained.

- FDOT Advanced MOT
- CTQP Final Estimates Level II
- CTQP Quality Control Manager (Attend and pass the examination)

ABILITIES/ RESPONSIBILITIES:

- Ability to: Communicate effectively in English (verbally and in writing)
- Responsible for: Receiving general instructions regarding assignments and exercising initiative and independent judgment in the solution of work problems.
- Responsible for: Directing and assigning specific tasks to administrative and field staff and assisting in all phases of the construction project.
- Responsible for: Progress estimates and final estimates throughout the construction project duration.

CEI ASSISTANT PROJECT ADMINISTRATOR/PROJECT ENGINEER –

EDUCATION:

- High School Diploma or Equivalent

LICENSURE (FOR CEI ASSISTANT PROJECT ENGINEER):

- Professional Engineer (PE) registered in the State of Florida
    - Ability to obtain endorsement in the State of Florida within six (6) months of Project NTP if registered in another state

EXPERIENCE:

For personnel with Engineering, Engineering Technology, or Construction Management degrees:

- One (1) year of engineering experience in relevant transportation projects.

For personnel without Engineering, Engineering Technology, or Construction Management degrees:

- Six (6) years of responsible and related engineering experience
    - Two (2) of those years involved in construction of relevant transportation projects

QUALIFICATIONS/ CERTIFICATIONS:

- FDOT Advanced MOT
    - May obtain with six (6) months after Project NTP if holding a current FDOT Intermediate MOT certificate
- CTQP Final Estimates Level II

ABILITIES/ RESPONSIBILITIES:

- Ability to: Communicate effectively in English (verbally and in writing)

CEI CONTRACT SUPPORT SPECIALIST -

EDUCATION:

- High School Diploma or Equivalent

EXPERIENCE:

For personnel with Engineering, Engineering Technology, or Construction Management degrees:

- No prior experience is required

For personnel without Engineering, Engineering Technology, or Construction Management degrees:

- Four (4) years of CEI experience having performed/assisted in project related duties (i.e., construction management system input, progress and final estimates, processing construction contract changes, etc.); or
- Two (2) years of experience with 3D Modeling and CADD

QUALIFICATIONS/CERTIFICATIONS:

- CTQP Final Estimates Level II

ABILITIES/ RESPONSIBILITIES:

- Ability to: Communicate effectively in English (verbally and in writing)
- Responsible for: Exercising independent judgment in planning work details and making technical decisions related to the office aspects of the project
- Responsible for: Familiarity with the Authority's Procedures covering the project related duties as stated above and proficient in the computer programs necessary to perform those duties.

CEI ASSISTANT CONTRACT SUPPORT SPECIALIST –

EDUCATION:

- High School Diploma or Equivalent

EXPERIENCE:

- Two (2) years of secretarial and/or clerical experience
- Experienced with standard word processing and data management software

QUALIFICATIONS/CERTIFICATIONS:

- CTQP Final Estimates Level I
    - Achieve prior to starting on the project

ABILITIES/ RESPONSIBILITIES:

- Ability to: Communicate effectively in English (verbally and in writing)
- Responsible for: Exercising independent initiative to help relieve supervisor of clerical detail
- Responsible for: Assisting the Project Administrator in office related duties (i.e., materials tracking, progress meetings, monthly and final estimates, processing construction contract changes, data upload, submittal tracking, staff certifications, etc.)
- Responsible for: Project specific work under the general supervision of the Senior Project Engineer and staff

CEI SENIOR INSPECTOR

EDUCATION:

- High school graduate or equivalent

EXPERIENCE:

- Four (4) years of CEI experience in roadway or bridge construction

QUALIFICATIONS/ CERTIFICATIONS:

Must have the following as required by the scope of work for the intended assignment on the project at the time of NTP:

- CTQP Final Estimates Level I
- CTQP Concrete Field Technician Level I
- CTQP Concrete Field Inspector Level II (Bridges)
- CTQP Asphalt Roadway Level I
- CTQP Asphalt Roadway Level II
- CTQP Earthwork Construction Inspection Level I
- CTQP Earthwork Construction Inspection Level II
- CTQP Pile Driving Inspection
- CTQP Drilled Shaft Inspection
    - Required for inspection of all drilled shafts including miscellaneous structures such as sign structures, lighting structures, and traffic signal structure foundations
- FDOT Intermediate MOT
- IMSA Traffic Signal Inspector Level I
- Nuclear Radiation Safety
- Florida Stormwater, Erosion, and Sedimentation Control Training and Certification Program for Inspectors and Contractors

Recommended when the scope of the project includes concrete pavement, grinding concrete pavement, or concrete pavement slab replacement. Courses are available from the Transportation Curriculum Coordination Council (TC3).

- PCC Paving Inspection (TC3CN004-15-T1)
- Diamond Grinding and Grooving (TC3MN009-15-T1)
- Curing, Sawing and Joint Sealing (TC3CN032-16-T1)

ABILITIES/ RESPONSIBILITIES:

- Ability to: Communicate effectively in English (verbally and in writing)
- Responsible for: Performing highly complex technical assignments in field surveying and construction layout, marking, and checking engineering computations, inspecting construction work, and conducting field tests
- Responsible for: Coordinating and managing the lower level inspectors
- Responsible for: Performing work under the general supervision of the Project Administrator

CEI SENIOR ENGINEER INTERN –

EDUCATION:

- Engineering or Engineering Technology degree
- Senior Engineer Intern classification requires an EI certificate.

EXPERIENCE:

- One (1) year of CEI experience in construction of roadway or bridge structures

QUALIFICATIONS/ CERTIFICATIONS:

Must have the following as required by the scope of work for the intended assignment on the project at the time of NTP:

- CTQP Final Estimates Level I
- CTQP Concrete Field Technician Level I
- CTQP Concrete Field Inspector Level II (Bridges)
- CTQP Asphalt Roadway Level I
- CTQP Asphalt Roadway Level II
- CTQP Earthwork Construction Inspection Level I
- CTQP Earthwork Construction Inspection Level II
- CTQP Pile Driving Inspection
- CTQP Drilled Shaft Inspection
    - Required for inspection of all drilled shafts including miscellaneous structures such as sign structures, lighting structures, and traffic signal structure foundations
- FDOT Intermediate MOT
- IMSA Traffic Signal Inspector Level I
- Nuclear Radiation Safety
- Florida Stormwater, Erosion, and Sedimentation Control Training and Certification Program for Inspectors and Contractors

Recommended when the scope of the project includes concrete pavement, grinding concrete pavement, or concrete pavement slab replacement. Courses are available from the Transportation Curriculum Coordination Council (TC3).

- PCC Paving Inspection (TC3CN004-15-T1)
- Diamond Grinding and Grooving (TC3MN009-15-T1)
- Curing, Sawing and Joint Sealing (TC3CN032-16-T1)

ABILITIES/ RESPONSIBILITIES:

- Ability to: Communicate effectively in English (verbally and in writing)
- Responsible for: Performing highly complex technical assignments in field surveying and construction layout, marking, and checking engineering computations, inspecting construction work, and conducting field tests
- Responsible for: Coordinating and managing the lower level inspectors
- Responsible for: Performing work under the general supervision of the Project Administrator

CEI INSPECTOR –

EDUCATION:

- High School Diploma or Equivalent

EXPERIENCE:

- Two (2) years of experience in construction inspection,
    - One (1) year of which shall have been in bridge and/or roadway construction.

QUALIFICATIONS/ CERTIFICATIONS:

Qualifications/certifications for this position may be obtained within six (6) months from the date of hire provided that the position works under the supervision and direction of a Senior Inspector or Senior Engineer Intern, all other requirements for the position are met, and a training plan is submitted detailing when the qualifications/certifications will be obtained.

Must have the following as required by the scope of work for the intended assignment on the project at the time of NTP:

- CTQP Final Estimates Level I
- CTQP Concrete Field Inspector Level I
- CTQP Asphalt Roadway Level I
- CTQP Earthwork Construction Inspection Level I
- CTQP Pile Driving Inspection
- CTQP Drilled Shaft Inspection
    - Required for inspection of all drilled shafts including miscellaneous structures such as sign, lighting, and traffic signal structure foundations
- IMSA Traffic Signal Inspector Level I
- FDOT Intermediate MOT
- Nuclear Radiation Safety
- Florida Stormwater, Erosion, and Sedimentation Control Training and Certification Program for Inspectors and Contractors

Recommended when the scope of the project includes concrete pavement, grinding concrete pavement, or concrete pavement slab replacement. Courses are available from the Transportation Curriculum Coordination Council (TC3).

- PCC Paving Inspection (TC3CN004-15-T1)
- Diamond Grinding and Grooving (TC3MN009-15-T1)
- Curing, Sawing and Joint Sealing (TC3CN032-16-T1)

ABILITIES/ RESPONSIBILITIES:

- Ability to: Communicate effectively in English (verbally and in writing)
- Responsible for: Receiving general supervision from and assisting the Senior Inspector in the performance of their duties

CEI ENGINEER INTERN

EDUCATION:

- Engineering or Engineering Technology degree

EXPERIENCE:

- Engineering intern classification requires an EI certification
    - Must obtain within three (3) months of Project NTP
- Ability to earn the required qualifications and certifications listed below within one year.

QUALIFICATIONS/ CERTIFICATIONS:

- Qualifications/Certifications for this position may be obtained within one year from the date of hire provided that the position works under the supervision and direction of a Senior Inspector or Senior Engineer Intern, all other requirements for the position are met, and a training plan is submitted detailing when the qualifications/certifications will be obtained

If not working under the direction of a Senior Inspector or Senior Engineer intern, must have the following as required by the scope of work for the intended assignment on the project at the time of NTP:

- CTQP Final Estimates Level I
- CTQP Concrete Field Inspector Level I
- CTQP Asphalt Roadway Level I
- CTQP Earthwork Construction Inspection Level I
- CTQP Pile Driving Inspection
- CTQP Drilled Shaft Inspection
    - Required for inspection of all drilled shafts including miscellaneous structures such as sign, lighting, and traffic signal structure foundations
- IMSA Traffic Signal Inspector Level I
- FDOT Intermediate MOT
- Nuclear Radiation Safety
- Florida Stormwater, Erosion, and Sedimentation Control Training and Certification Program for Inspectors and Contractors

Recommended when the scope of the project includes concrete pavement, grinding concrete pavement, or concrete pavement slab replacement. Courses are available from the Transportation Curriculum Coordination Council (TC3).

- PCC Paving Inspection (TC3CN004-15-T1)
- Diamond Grinding and Grooving (TC3MN009-15-T1)
- Curing, Sawing and Joint Sealing (TC3CN032-16-T1)

ABILITIES/ RESPONSIBILITIES:

- Ability to: Communicate effectively in English (verbally and in writing)
- Responsible for: Receiving general supervision from and assisting the Senior Inspector in the performance of their duties

CEI INSPECTORS AIDE –

EDUCATION:

- High School Diploma or Equivalent

EXPERIENCE:

- No prior experience necessary

QUALIFICATIONS/ CERTIFICATIONS:

- FDOT Intermediate MOT - Must obtain within the first six months of the assignment

ABILITIES/ RESPONSIBILITIES:

- Ability to: Perform basic mathematical calculations and follow simple technical instructions
- Responsible for: Assisting higher-level inspectors

CEI SECRETARY/CLERK TYPIST-

EDUCATION:

- High School Diploma or Equivalent

EXPERIENCE:

- Two (2) years of secretarial and/or clerical experience

QUALIFICATIONS:

- Experienced in the use of standard word processing software

ABILITIES/ RESPONSIBILITIES:

- Ability to: Communicate effectively in English (verbally and in writing)
- Ability to: Exercise independent initiative to help relieve the supervisor of clerical detail
- Responsible for: Working under the general supervision of the Senior Project Engineer and staff

10.3 Staffing:

Once authorized, the Consultant shall establish and maintain appropriate staffing throughout the duration of construction and completion of the final estimate. Responsible personnel, thoroughly familiar with all aspects of construction and final measurements of the various pay items, shall be available to resolve disputed final pay quantities until the Authority has received a regular acceptance letter.

Construction engineering and inspection forces will be required of the Consultant while the Contractor is working. If Contractor operations are substantially reduced or suspended, the Consultant will reduce its staff appropriately.

In the event that the suspension of Contractor operations requires the removal of Consultant forces from the project, the Consultant will be allowed up to five (5) calendar days to demobilize, relocate, or terminate such forces.

11.0 QUALITY ASSURANCE (QA) PROGRAM:

11.1 Quality Assurance Plan:

Within 30 days after receiving award of an Agreement, furnish a QA Plan to the Authority's Construction Project Manager. The QA Plan shall detail the procedures, evaluation criteria, and instructions of the Consultant's organization for providing services pursuant to this Agreement. Unless specifically waived, no payment shall be made until the Authority approves the Consultant's QA Plan.

Significant changes to the work requirements may require the Consultant to revise the QA Plan. It shall be the responsibility of the Consultant to keep the plan current with the work requirements. The Plan shall include, but not be limited to, the following areas:

A. Organization:

A description is required of the Consultant's QA Organization and its functional relationship to the part of the organization performing the work under the Agreement. The authority, responsibilities and autonomy of the QA organization shall be detailed as well as the names and qualifications of personnel in the quality control organization.

B. Quality Assurance Reviews:

Detail the methods used to monitor and achieve organization compliance with Agreement requirements for services and products.

C. Quality Assurance Records:

Outline the types of records which will be generated and maintained during the execution of the QA program.

D. Control of Subconsultants and Vendors:

Detail the methods used to control subconsultant and vendor quality.

E. Quality Assurance Certification:

An officer of the Consultant firm shall certify that the inspection and documentation was performed in accordance with the Contract Documents and Authority procedures.

11.2 Quality Assurance Reviews:

Conduct semi-annual Quality Assurance Reviews to ensure compliance with the requirements of the Agreement. Quality Assurance Reviews shall be conducted to evaluate the adequacy of materials, processes, documentation, procedures, training, guidance, and staffing included in the execution of this Agreement. Quality Assurance Reviews shall also be developed and performed to achieve compliance with specific QA provisions contained in this Agreement. The semi-annual reviews shall be submitted to the Authority's Construction Project Manager in written form no later than one (1) month after the review.

On short duration CEI projects (nine (9) months or less), the CEI shall perform an initial QA review within the first two (2) months of the start of construction.

11.3 Quality Records:

Maintain adequate records of the quality assurance actions performed by the organization (including subcontractors and vendors) in providing services and products under this Agreement. All records shall indicate the nature and number of observations made, the number and type of deficiencies found, and the corrective actions taken. All records shall be available to the Authority, upon request, during the Agreement term. All records shall be kept at the primary job site and subject to audit review.

12.0 CERTIFICATION OF FINAL ESTIMATES:

12.1 Final Estimate and As-Built Plans Submittal:

Prepare documentation and records in compliance with the Agreement, Statewide Quality Control (QC) Plan, or Consultant's approved QC Plan and the Authority's Procedures.

Submit the Final Estimate(s) and one (1) set of final "as-built plans" documenting the Contractor's work in accordance with CPAM.

Revisions to the Certified Final Estimate will be made at no additional cost to the Authority.

12.2 Certification:

Consultant personnel preparing the Certified Final Estimate Package shall have the CTQP Final Estimates Level II certification.

Duly authorized representative of the Consultant firm will provide a digitally signed form pursuant to Department's and Authority's procedures.

12.3 Offer of Final Payment:

Prepare the Offer of Final Payment package as directed by the Authority. The package shall accompany the Certified Final Estimates Documentation submitted to the Authority for review. The Consultant shall be responsible for forwarding the Offer of Final Payment Package to the Contractor.

13.0 AGREEMENT MANAGEMENT:

13.1 General:

(1) With each monthly invoice submittal, the Consultant will provide a status report for the Agreement. This report will provide an accounting of additional Agreement calendar days allowed to date, an estimate of the additional calendar days anticipated to be added to the original schedule time, an estimate of the Agreement completion date, and an estimate of the Consultant funds expiration date per the Agreement schedule for the prime Consultant and for each subconsultant. The Consultant will provide a printout showing the previous month's payments made to subconsultants. Invoices not including this required information may be rejected.

(2) When the Consultant identifies a condition that will require an amendment to the Agreement, the Consultant will communicate this need to the Authority's Construction Project Manager for acceptance. Upon acceptance, prepare and submit an Amendment Request (AR), and all accompanying documentation to the Authority's Construction Project Manager for approval and further processing. The AR is to be submitted at such time to allow the Authority four (4) weeks to process, approve, and execute the AR. For amendment requests exceeding $50,000, provide eight (8) weeks to process, approve and execute the AR. The content and format of the AR

and accompanying documentation shall be in accordance with the instructions and format to be provided by the Authority.

(3) The Consultant is responsible for performing follow-up activities to determine the status of each Amendment Request submitted to the Authority.

13.2 Invoicing Instructions:

Monthly invoices shall be submitted to the Authority in a format and distribution schedule defined by the Authority, no later than the 20th day of the following month.

If the monthly invoice cannot be submitted on time, notify the Authority prior to the due date stating the reason for the delay and the planned submittal date. Once submitted, the Consultant Project Principal or Senior Project Engineer shall notify the Construction Project Manager via email of the total delay in calendar days and the reason(s) for the delay(s).

All invoices shall be submitted to the Authority in accordance with Authority's procedures.

All charges to the individual project will end no later than thirty (30) calendar days following final acceptance; or where all items of work are complete and partial acceptance is issued, except in cases where a contractor claim is pending, or as otherwise authorized in writing by the Authority.

A Final Invoice will be submitted to the Authority no later than the 30th day following Final Acceptance of the individual project or as requested by the Authority.

14.0 OTHER SERVICES:

Upon written authorization by the Authority's Director of Operations and Engineering or designee, the Consultant will perform additional services in connection with the project not otherwise identified in this Agreement. The following items are not included as part of this Agreement but may be required by the Authority to supplement the Consultant services under this Agreement.

A. Assist in preparing for arbitration hearings or litigation that occurs during the Agreement time in connection with the construction project covered by this Agreement.

B. Provide qualified engineering witnesses and exhibits for arbitration hearings or litigation in connection with the Agreement.

C. Provide inspection services in addition to those provided for in this Agreement.

D. Provide services determined necessary for the successful completion and closure of the Construction Contract.

15.0 POST CONSTRUCTION CLAIMS REVIEW:

In the event the Contractor submits a claim for additional compensation and/or time after the Consultant has completed this Agreement, analyze the claim, engage in negotiations leading to settlement of the claim, and prepare and process the required documentation to close out the claim. Modification to the original Agreement will be addressed at that time, as necessary.

16.0 CONTRADICTIONS:

In the event of a contradiction between the provisions of this Scope of Services and the Consultant's proposal as made a part of their Agreement, the provisions of the Scope of Services shall apply.

17.0 THIRD PARTY BENEFICIARY

It is specifically agreed between the parties executing this Agreement that it is not intended by any of the provisions of any part of the Agreement to create in the public or any member thereof, a third party beneficiary hereunder, or to authorize anyone not a party to this Agreement to maintain a claim, cause of action, lien or any other damages or any relief of any kind pursuant to the terms or provisions of this Agreement.

18.0 TAMPA HILLSBOROUGH EXPRESSWAY AUTHORITY (THEA)

THEA shall be the final authority in considering modifications to the Construction Contract for time, money or any other consideration except matters agreed to by the Contractor through contract changes negotiated by the Consultant, as authorized in Section 9.1 herein.

ATTACHMENT 2

REL CLEANING & STAINING ESTIMATES

STRUCTURE NO. 100800

Superstructure (59' Box)

Traffic Barrier Perimeter	12.406	ft
59' Box Perimeter	72.703	ft
Length of Structure	6837.083	ft
Surface Area of Superstructure	***581900***	***ft²***

Substructure

Abutment Surface Area	2066.389	ft²
Straddle Bent Surface Area	19875.013	ft²
Pier Surface Area	41455.891	ft²
Surface Area of Substructure	***63397***	***ft²***

Total Surface Area for S.N. 100800 ***645297 ft²***

STRUCTURE NO. 100806

Superstructure (59' Box)

Traffic Barrier Perimeter	12.406	ft
59' Box Perimeter	72.703	ft
Length of Structure	16995.042	ft
Surface Area of Superstructure	***1446437***	***ft²***

Substructure

Abutment Surface Area	2066.389	ft²
Straddle Bent Surface Area	36488.372	ft²
Pier Surface Area	77522.111	ft²
Surface Area of Substructure	***116077***	***ft²***

Total Surface Area for S.N. 100806 ***1562514 ft²***

STRUCTURE NO. 100812

Superstructure (47' Box)

Traffic Barrier Perimeter	12.406	ft
47' Box Perimeter	60.964	ft
Length of Structure	3247.839	ft
Surface Area of Superstructure	***238293***	***ft²***

Substructure

Abutment Surface Area	1636.627	ft²
Straddle Bent Surface Area	0.000	ft²
Pier Surface Area	14843.387	ft²
Surface Area of Substructure	***16480***	***ft²***

Total Surface Area for S.N. 100812 ***254773 ft²***

STRUCTURE NO. 100487

Superstructure	
Barriers & Overhang	8355.7 ft^2
Exterior Beams	6700.6 ft^2
Wing Walls	367.8 ft^2
Surface Area of Superstructure	***15424 ft^2***
Substructure	
Abutment Slopes	9119.6 ft^2
Piers	2078.6 ft^2
Surface Area of Substructure	***11198 ft^2***
Total Surface Area for S.N. 100487	***26622 ft^2***

STRUCTURE NO. 100488

Superstructure	
Barriers & Overhang	8151.8 ft^2
Exterior Beams	6528.8 ft^2
Wing Walls	364.4 ft^2
Surface Area of Superstructure	***15045 ft^2***
Substructure	
Abutment Slopes	9248.5 ft^2
Piers	2465.0 ft^2
Surface Area of Substructure	***11714 ft^2***
Total Surface Area for S.N. 100488	***26759 ft^2***

Concrete Barriers and Concrete Areas

West of Bridge No. 100800	12881.623 ft^2
Between Bridge Nos. 100800 & 100806	114390.781 ft^2
Between Bridge Nos. 100806 & 100812	158940.401 ft^2
East of Bridge No. 100812	6828.759 ft^2
Total Surface Area of Barriers & Concrete Areas	***293042 ft^2***

MSE Walls

West of Bridge No. 100800	23627 ft^2
Between Bridge Nos. 100800 & 100806	28822 ft^2
Between Bridge Nos. 100806 & 100812	21863 ft^2
East of Bridge No. 100812	7385 ft^2
Total Surface Area of MSE Walls	***81697 ft^2***

TOTAL SURFACE AREA FOR C&S Concrete		***2890704 ft²***
Pay Item 0400143		
Clean & Coat Concrete Surface, Class 5		
(12-Mos. Moving Avg. Cost for FDOT Statewide from 12/1/24 to 11/30/25)	$	2.40
Estimated Clean & Stain Concrete Cost	**$**	**6,937,690**
*Note: Pay Item item reflects Clean & Coat while project consists of Clean & Stain		

Concrete Decks of Segmental Bridges

Bridge No. 100800	382877 ft²
Bridge No. 100806	951722 ft²
Bridge No. 100812	142905 ft²
Total Surface Area of Concrete Decks	***1477504 ft²***

TOTAL SURFACE AREA FOR C&S Concrete Deck		***1477504 ft²***
Pay Item 0413154		
Cleaning & Sealing Concrete Surfaces - Penetrant Sealer or Methacrylates		
(12-Mos. Moving Avg. Cost for FDOT Statewide from 12/1/24 to 11/30/25)	$	1.80
Estimated Clean & Stain Concrete Deck Cost	**$**	**2,659,507**

Overhead Monotube Sign Structures

Butterfly Sign Structures	876.546 ft²
Cantilever Sign Structures	7952.833 ft²
Span Sign Structures	6625.838 ft²
Total Surface Area of Sign Structures	***15455 ft²***

TOTAL SURFACE AREA FOR C&S Steel		***15455 ft²***
Pay Item 0561-2		
Coating Existing Structural Steel		
(12-Mos. Moving Avg. Cost for FDOT Market Area 08 from 12/1/24 to 11/30/25)	$	278.63
*Note: FDOT BOE pay item 0561-1 states it consists of removing and replacing existing coating or using overcoating system		
Estimated Clean & Stain Steel Cost	**$**	**4,306,287**
**Note: Pay Item item reflects Clean & Coat while project consists of Clean & Stain		

Total Estimated Clean & Stain Cost	**$**	**13,903,484**

DETAILS (dimensions come from plans or SurfaceArea.dgn)

Typical Traffic Railing on sheet T-6 (not used)	
Traffic Barrier (Top/Traffic facing)	3.724 ft
Traffic Barrier (Exterior face)	3.776 ft
Traffic Barrier Perimeter	*7.500 ft*

Alternate Traffic Railing on sheet T-6 (used)	
Traffic Barrier (Top/Traffic facing)	3.724 ft
Traffic Barrier (Exterior face)	2.479 ft
Traffic Barrier Perimeter	*6.203 ft*

47' Box	
Bottom of Box Perimeter	60.964 ft
Area of Typical Section	190.451 ft^2

59' Box	
Bottom of Box Perimeter	72.703 ft
Area of Typical Section	206.840 ft^2

Abutment for 47' Box	
Length	47.000 ft
Backwall Height (avg.)	8.333 ft
Cap Height	3.750 ft
Cap Width (exposed)	6.500 ft
Cap & Backwall Area	873.417 ft^2
End Cap Area	67.674 ft^2
Net Area (box area removed)	*818.313 ft^2*

Abutment for 59' Box	
Length	59.000 ft
Backwall Height (avg.)	8.458 ft
Cap Height	3.750 ft
Cap Width (exposed)	6.500 ft
Cap & Backwall Area	1103.792 ft^2
End Cap Area	68.122 ft^2
Net Area (box area removed)	*1033.195 ft^2*

Piers	
Pier Depth	5.000 ft
Column Width	6.000 ft
Length of Side (excl. column)	10.875 ft
Area of Single Side (excl. column)	54.375 ft^2
Area of Single Face (excl. column)	92.224 ft^2
Surface Area of Single Pier Top	*293.1976 ft^2*

Straddle Bents*	
Column Width	6.000 ft
Column Depth	5.000 ft
Bent Height	9.042 ft
Bent Depth	5.000 ft

* Area of Bent Ends ignored since not subtracting box area

From the P&E Sheets

Superstructure Unit	Length (ft)	Box Width (ft)
30	568.208	59
31	568.000	59
32	558.667	59
33	380.333	59
33A	191.667	59
34	582.000	59
35	550.000	59
36	568.000	59
37	568.000	59
38	710.000	59
39	700.667	59
40	190.667	59
41	416.667	59
42	284.208	59
Total	6837.083	

	Backwall Elev.		
Abutment Unit	Top	Bottom	Height (ft)
124	49.915	41.740	8.175
173	39.290	30.700	8.590

		Col. Height (ft)	
Straddle Bent	Length (ft)	C1	C2
162	95.156	60.000	63.000
163	87.922	59.500	62.500
164	81.042	59.000	61.500
165	81.281	56.000	57.000
Total	***345.401***	***462.500***	

*Total for columns = Column Height less 2' embedment

Pier Unit	Total Height (ft)	Column Height (ft)	Column Surface Area (ft^2)
125	16.833	4.942	108.732
126	22.333	10.442	229.732
127	25.833	13.942	306.732
128	27.833	15.942	350.732
129	27.333	15.442	339.732
130	25.333	13.442	295.732
131	43.333	31.442	691.732
132	20.333	8.442	185.732
133	21.333	9.442	207.732
134	20.833	8.942	196.732
135	20.333	8.442	185.732
136	31.833	19.942	438.732
137	47.333	35.442	779.732
138	52.333	40.442	889.732
139	54.834	42.943	944.754
140	56.334	44.443	977.754
141	55.333	43.442	955.732
142	54.833	42.942	944.732
143	36.333	24.442	537.732
144	36.833	24.942	548.732
145	35.833	23.942	526.732
146	34.333	22.442	493.732
147	32.333	20.442	449.732
148	30.333	18.442	405.732
149	29.333	17.442	383.732
150	31.833	19.942	438.732
151	49.833	37.942	834.732
152	54.833	42.942	944.732
153	55.333	43.442	955.732
154	56.833	44.942	988.732
155	56.833	44.942	988.732
156	55.833	43.942	966.732
157	61.333	49.442	1087.732
158	62.333	50.442	1109.732
159	62.833	50.942	1120.732
160	63.333	51.442	1131.732
161	62.833	50.942	1120.732
162		0.000	0.000
163		0.000	0.000
164		0.000	0.000
165		0.000	0.000
166	55.333	43.442	955.732
167	50.833	38.942	856.732
168	47.833	35.942	790.732
169	41.833	29.942	658.732
170	36.330	24.439	537.666
171	29.333	17.442	383.732
172	25.833	13.942	306.732
Total Column Surf. Area			***28555***
Number of Pier Units			***44***

From the P&E Sheets

Superstructure Unit	Length (ft)	Box Width (ft)
1	568.208	59
2	568.000	59
3	568.000	59
4	529.333	59
5	529.333	59
6	568.000	59
7	710.000	59
8	512.000	59
9	549.333	59
10	407.333	59
11	852.000	59
12	549.333	59
13	568.000	59
14	568.000	59
15	568.000	59
16	710.000	59
17	635.292	59
18	568.000	59
19	530.667	59
20	540.000	59
21	568.000	59
22	568.000	59
23	568.000	59
24	568.000	59
25	568.000	59
26	568.000	59
27	710.000	59
28	710.000	59
29	568.208	59
Total	16995.042	

	Backwall Elev.		
Abutment Unit	Top	Bottom	Height (ft)
1	37.990	29.570	8.420
123	45.185	36.640	8.545

		Col. Height (ft)	
Straddle Bent	Length (ft)	C1	C2
26	92.719	40.000	37.000
27	86.089	37.500	35.500
28	88.271	37.000	34.500
29	109.182	37.000	34.000
42	110.792	41.500	41.500
43	84.849	39.500	38.500
44	76.693	37.000	35.000
45	75.344	36.000	33.000
46	86.521	34.500	31.000
Total	***810.458***	***624.000***	

*Total for columns = Column Height less 2' embedment

Pier Unit	Total Height (ft)	Column Height (ft)	Column Surface Area (ft^2)
2	18.833	6.942	152.732
3	20.833	8.942	196.732
4	22.333	10.442	229.732
5	21.333	9.442	207.732
6	20.833	8.942	196.732
7	20.833	8.942	196.732
8	21.333	9.442	207.732
9	22.833	10.942	240.732
10	30.833	18.942	416.732
11	44.533	32.642	718.132
12	43.833	31.942	702.732
13	47.833	35.942	790.732
14	46.833	34.942	768.732
15	44.833	32.942	724.732
16	49.368	37.477	824.502
17	48.345	36.454	801.996
18	47.472	35.581	782.790
19	46.524	34.633	761.934
20	45.577	33.686	741.100
21	44.553	32.662	718.572
22	41.333	29.442	647.732
23	41.833	29.942	658.732
24	41.833	29.942	658.732
25	40.333	28.442	625.732
26		0.000	0.000
27		0.000	0.000
28		0.000	0.000
29		0.000	0.000
30	36.833	24.942	548.732
31	38.333	26.442	581.732
32	39.333	27.442	603.732
33	39.833	27.942	614.732
34	35.834	23.943	526.754
35	33.834	21.943	482.754
36	34.333	22.442	493.732
37	36.333	24.442	537.732
38	40.333	28.442	625.732
39	41.834	29.943	658.754
40	42.333	30.442	669.732
41	42.333	30.442	669.732
42		0.000	0.000
43		0.000	0.000
44		0.000	0.000
45		0.000	0.000
46		0.000	0.000
47	29.833	17.942	394.732
48	27.833	15.942	350.732
49	42.833	30.942	680.732
50	24.833	12.942	284.732
51	24.333	12.442	273.732
52	24.333	12.442	273.732

53	24.833	12.942	284.732
54	26.333	14.442	317.732
55	28.333	16.442	361.732
56	30.833	18.942	416.732
57	32.333	20.442	449.732
58	32.833	20.942	460.732
59	32.833	20.942	460.732
60	32.333	20.442	449.732
61	30.833	18.942	416.732
62	29.333	17.442	383.732
63	27.833	15.942	350.732
64	26.333	14.442	317.732
65	26.333	14.442	317.732
66	26.833	14.942	328.732
67	27.833	15.942	350.732
68	27.333	15.442	339.732
69	27.333	15.442	339.732
70	26.333	14.442	317.732
71	25.833	13.942	306.732
72	25.333	13.442	295.732
73	24.833	12.942	284.732
74	23.833	11.942	262.732
75	23.333	11.442	251.732
76	22.333	10.442	229.732
77	47.333	35.442	779.732
78	19.333	7.442	163.732
79	19.333	7.442	163.732
80	19.833	7.942	174.732
81	19.833	7.942	174.732
82	20.333	8.442	185.732
83	20.333	8.442	185.732
84	20.333	8.442	185.732
85	20.833	8.942	196.732
86	20.833	8.942	196.732
87	41.833	29.942	658.732
88	42.333	30.442	669.732
89	24.333	12.442	273.732
90	25.333	13.442	295.732
91	25.833	13.942	306.732
92	26.833	14.942	328.732
93	27.833	15.942	350.732
94	28.333	16.442	361.732
95	28.333	16.442	361.732
96	28.333	16.442	361.732
97	27.333	15.442	339.732
98	27.333	15.442	339.732
99	26.333	14.442	317.732
100	25.833	13.942	306.732
101	24.833	12.942	284.732
102	24.333	12.442	273.732
103	23.333	11.442	251.732
104	23.333	11.442	251.732
105	22.833	10.942	240.732
106	23.833	11.942	262.732
107	24.333	12.442	273.732

108	24.833	12.942	284.732
109	25.333	13.442	295.732
110	25.333	13.442	295.732
111	25.333	13.442	295.732
112	25.333	13.442	295.732
113	27.333	15.442	339.732
114	29.333	17.442	383.732
115	30.833	18.942	416.732
116	30.333	18.442	405.732
117	27.833	15.942	350.732
118	24.333	12.442	273.732
119	20.833	8.942	196.732
120	18.333	6.442	141.732
121	35.333	23.442	515.732
122	17.833	5.942	130.732
Total Column Surf. Area			***44684***
Number of Pier Units			***112***

From the P&E Sheets

Superstructure Unit	Length (ft)	Box Width (ft)
201	494.719	47
202	530.005	47
203	567.349	47
204	567.354	47
205	567.349	47
206	521.063	47
Total	3247.839	

Abutment Unit	Backwall Elev. Top	Bottom	Height (ft)
201	59.590	51.230	8.360
225	53.900	45.600	8.300

Straddle Bents

none

Pier Unit	Total Height (ft)	Column Height (ft)	Column Surface Area (ft^2)
202	24.333	12.442	273.732
203	22.833	10.942	240.732
204	23.833	11.942	262.732
205	24.333	12.442	273.732
206	26.333	14.442	317.732
207	26.833	14.942	328.732
208	27.833	15.942	350.732
209	33.333	21.442	471.732
210	37.333	25.442	559.732
211	29.333	17.442	383.732
212	31.833	19.942	438.732
213	31.833	19.942	438.732
214	31.833	19.942	438.732
215	28.833	16.942	372.732
216	29.333	17.442	383.732
217	29.333	17.442	383.732
218	28.333	16.442	361.732
219	26.833	14.942	328.732
220	24.833	12.942	284.732
221	26.333	14.442	317.732
222	24.833	12.942	284.732
223	26.333	14.442	317.732
224	24.833	12.942	284.732
Total Column Surf. Area			***8100***
Number of Pier Units			***23***

10S127 Barrier

Section A-A Perimeter	7.239	ft
Length	20	ft
Section B-B Perimeter	11.614	ft
Length	75	ft
Surface Area of Barrier	1015.9	ft^2

Barriers West of Bridge No. 100800

Perimeter - total barrier	6.203	ft
Perimeter - top/traffic facing	3.724	ft
Length - total barrier (west)	560	ft
Length - total barrier (east)	513	ft
Length - top/traffic facing (west)	655	ft
Length - top/traffic facing (east)	744	ft
Surface Area of Barriers	11865.8	ft^2
Total Surface Area of Barriers	12881.6	ft^2

MSE Walls West of Bridge No. 100800

Begin Height (west)	5	ft
End Height (west)	40	ft
Length (west)	560	ft
Begin Height (east)	5	ft
End Height (east)	35	ft
Length (east)	513	ft
Height (abutment)	13	ft
Length (abutment)	59	ft
Surface Area of MSE Walls	23627	ft^2

MSE Walls between Bridge No. 100800 & 100802

Begin Height (north)	20	ft
End Height (north)	5	ft
Length (north)	357	ft
Begin Height (south)	20	ft
End Height (south)	5	ft
Length (south)	356	ft
Height (abutment)	5	ft
Length (abutment)	59	ft
Surface Area of MSE Walls	9207.5	ft^2

MSE Walls west of Bridge No. 100806

Begin Height (north)	8	ft
End Height (north)	25	ft
Length (north)	1127	ft
Begin Height (south)	0	ft
End Height (south)	8	ft
Length (south)	181	ft
Height (abutment)	5	ft
Length (abutment)	59	ft
Surface Area of MSE Walls	19614.5	ft^2

Barriers between Bridge No. 100802 & 100806

Perimeter - total barrier	6.203	ft	above MSE walls	Concrete Area 1 SA	4997 ft^2
Perimeter - top/traffic facing	3.724	ft			
Length - total barrier (north)	1484	ft	above MSE walls	Concrete Area 2 SA	16861 ft^2
Length - total barrier (south)	4382	ft			
Length - top/traffic facing (north)	2353	ft		Concrete Area 3 SA	25014 ft^2
Length - top/traffic facing (south)	4127	ft			
				Concrete Area 4 SA	7000 ft^2
Surface Area of Barriers	60518.8	ft^2		**Surface Area of Conc. Areas**	53872.0 ft^2


FL-618 Toll Express


Selmon Expy (Toll road)
FL-618 Toll Express
Selmon Expy (Toll road)
E Grace St


10
FL-618 Toll (Toll road)
FL-618 Toll Express
FL-618 Toll Express
Selmon Expy (Toll road)
FL-618 Toll (Toll road)
FL-618 Toll (Toll road)


FL-618 Toll (Toll road)
FL-618 Toll Express
Selmon Expy (Toll road)
FL-618 Toll (Toll road)

MSE Walls east of Bridge No. 100806

Begin Height (east)	25	ft
End Height (east)	5	ft
Length (east)	729	ft
Begin Height (west)	25	ft
End Height (west)	5	ft
Length (west)	632	ft
Height (abutment)	7	ft
Length (abutment)	59	ft
Surface Area of MSE Walls	20828	ft^2

MSE Walls west of Bridge No. 100812

Begin Height (north)	5	ft
End Height (north)	15	ft
Length (north)	42	ft
Begin Height (south)	5	ft
End Height (south)	15	ft
Length (south)	40	ft
Height (abutment)	5	ft
Length (abutment)	43	ft
Surface Area of MSE Walls	1035	ft^2

Barriers between Bridge No. 100806 & 100812

Perimeter - total barrier	6.203	ft	above MSE walls	Concrete Area 1 SA	11860 ft^2
Perimeter - top/traffic facing	3.724	ft			
Length - total barrier (west/south)	1051	ft	above MSE walls	Concrete Area 2 SA	2063 ft^2
Length - total barrier (east/north)	771	ft	above MSE walls		
Length - top/traffic facing (west/south)	15603	ft		Concrete Area 3 SA	4981 ft^2
Length - top/traffic facing (east/north)	13406	ft			
				Concrete Area 4 SA	8175 ft^2
Surface Area of Barriers	119330.4	ft^2			
				Concrete Area 5 SA	3949 ft^2
				Concrete Area 6 SA	8582 ft^2
				Surface Area of Conc. Areas	39610.0 ft^2


Selmon Expy (Toll road)
FL-618 Toll (Toll road)
Selmon Expy (Toll road)
Selmon Expy
FL-618 Toll Express
Selmon Expy
FL-618 Toll Express
Selmon Expy
FL-618 Toll Express
FL-618 Toll (Toll road)

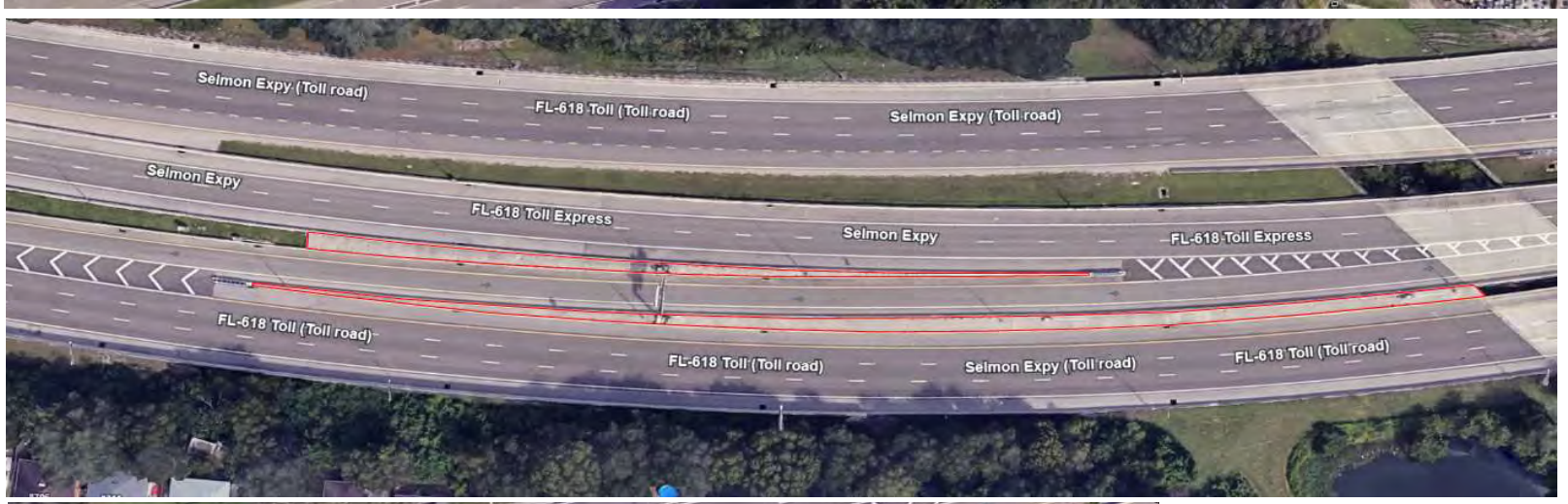
Selmon Expy (Toll road)
FL-618 Toll (Toll road)
Selmon Expy (Toll road)
Selmon Expy
FL-618 Toll Express
Selmon Expy
FL-618 Toll Express
FL-618 Toll (Toll road)
FL-618 Toll (Toll road)
Selmon Expy (Toll road)
FL-618 Toll Express
Selmon Expy
Selmon Expy (Toll road)
FL-618 Toll (Toll road)
Selmon Expy (Toll road)
13


158
Selmon Expy
FL-618 Toll Express

MSE Walls east of Bridge No. 100812

Begin Height (south)	30	ft
End Height (south)	5	ft
Length (south)	422	ft
Surface Area of MSE Walls	7385	ft^2

Barriers east of Bridge No. 100812

Perimeter - total barrier	6.203	ft
Perimeter - top/traffic facing	3.724	ft
Length - top/traffic facing (north)	559	ft
Length - top/traffic facing (south)	153	ft
Length - total barrier (south)	422	ft
Surface Area of Barriers	5269.2	ft^2

REL Gate Median Barrier

Section A-A Perimeter	7.239	ft
Length	55	ft
Section B-B Perimeter	11.614	ft
Length	100	ft
Surface Area of Barrier	1559.6	ft^2
Total Surface Area of Barriers	6828.8	ft^2

Overhead Monotube Sign Structures

Butterfly Sign Structures

10S127

Upright Diameter	2.5	ft	
Upright Height	22.25	ft	
Surface Area of Upright	174.75	ft^2	
Arm Diameter	2.5	ft	
Arm Length	78.77	ft	
Surface Area of Arms	628.48	ft^2	includes face at each end of arm
Splice Plate Diameter	3.67	ft	
No. of Splice Plates	2		
No. of Faces of Splice Plates	4		
Surface Area of Splice Plates	42.24	ft^2	area of arm conservatively not removed
Baseplate Diameter	4.58	ft	
Surface Area of Baseplate	16.50	ft^2	area of upright conservatively not removed
Stiffener Height	1.17	ft	
Stiffener Width	1.04	ft	assumed rectangular so each face of stiffener is not considered
No. of Stiffeners	12		
Surface Area of Stiffeners	14.58	ft^2	
Surface Area of Sign Structure	876.55	ft^2	

Overhead Monotube Sign Structures

Cantilever Sign Structures

10S664

Upright Diameter	2	ft	
Upright Height	24.25	ft	
Surface Area of Upright	152.37	ft^2	
Arm Diameter	2	ft	
Arm Length	63.83	ft	
Surface Area of Arms	404.20	ft^2	includes face at end of arm
Splice Plate Diameter	3.00	ft	
No. of Splice Plates	2		
No. of Faces of Splice Plates	4		
Surface Area of Splice Plates	28.27	ft^2	area of arm conservatively not removed
Baseplate Diameter	3.33	ft	
Surface Area of Baseplate	8.73	ft^2	area of upright conservatively not removed
Stiffener Height	1.33	ft	
Stiffener Width	0.67	ft	
No. of Stiffeners	12		assumed rectangular so each face of stiffener is not considered
Surface Area of Stiffeners	10.67	ft^2	
Surface Area of Sign Structure	604.23	ft^2	

10S130

Upright Diameter	2	ft	
Upright Height	26.6	ft	
Surface Area of Upright	167.13	ft^2	
Arm Diameter	2	ft	
Arm Length	31	ft	
Surface Area of Arms	197.92	ft^2	includes face at end of arm
Splice Plate Diameter	3.00	ft	assumed (no plans available)
No. of Splice Plates	1		
No. of Faces of Splice Plates	2		
Surface Area of Splice Plates	14.14	ft^2	area of arm conservatively not removed
Baseplate Diameter	3.33	ft	assumed (no plans available)
Surface Area of Baseplate	8.73	ft^2	area of upright conservatively not removed
Stiffener Height	1.33	ft	assumed (no plans available)
Stiffener Width	0.67	ft	assumed rectangular so each face of stiffener is not considered
No. of Stiffeners	16		determined from inspection report based upon no. of anchor bolts
Surface Area of Stiffeners	14.22	ft^2	
Surface Area of Sign Structure	402.14	ft^2	

10S131

Upright Diameter	2	ft	
Upright Height	19.9	ft	
Surface Area of Upright	125.04	ft^2	
Arm Diameter	2	ft	
Arm Length	31	ft	
Surface Area of Arms	197.92	ft^2	includes face at end of arm
Splice Plate Diameter	3.00	ft	assumed (no plans available)
No. of Splice Plates	1		
No. of Faces of Splice Plates	2		
Surface Area of Splice Plates	14.14	ft^2	area of arm conservatively not removed
Baseplate Diameter	3.33	ft	assumed (no plans available)
Surface Area of Baseplate	8.73	ft^2	area of upright conservatively not removed
Stiffener Height	1.33	ft	assumed (no plans available)
Stiffener Width	0.67	ft	assumed rectangular so each face of stiffener is not considered
No. of Stiffeners	12		determined from inspection report based upon no. of anchor bolts
Surface Area of Stiffeners	10.67	ft^2	
Surface Area of Sign Structure	356.49	ft^2	

10Z011

Upright Diameter	2.5	ft	
Upright Height	25.75	ft	

Surface Area of Upright	202.24	ft^2	
Arm Diameter	2.5	ft	
Arm Length	25.17	ft	
Surface Area of Arms	202.59	ft^2	includes face at end of arm
Splice Plate Diameter	3.50	ft	
No. of Splice Plates	1		
No. of Faces of Splice Plates	2		
Surface Area of Splice Plates	19.24	ft^2	area of arm conservatively not removed
Baseplate Diameter	3.83	ft	
Surface Area of Baseplate	11.54	ft^2	area of upright conservatively not removed
Stiffener Height	2.27	ft	
Stiffener Width	0.67	ft	
No. of Stiffeners	12		assumed rectangular so each face of stiffener is not considered
Surface Area of Stiffeners	18.17	ft^2	
Surface Area of Sign Structure	453.78	ft^2	

10Z012

Upright Diameter	2.5	ft	
Upright Height	26.5	ft	
Surface Area of Upright	208.13	ft^2	
Arm Diameter	2.5	ft	
Arm Length	61	ft	
Surface Area of Arms	484.00	ft^2	includes face at end of arm
Splice Plate Diameter	4.33	ft	
No. of Splice Plates	2		
No. of Faces of Splice Plates	4		
Surface Area of Splice Plates	58.99	ft^2	area of arm conservatively not removed
Baseplate Diameter	4.17	ft	
Surface Area of Baseplate	13.64	ft^2	area of upright conservatively not removed
Stiffener Height	0.00	ft	
Stiffener Width	0.00	ft	
No. of Stiffeners	0		assumed rectangular so each face of stiffener is not considered
Surface Area of Stiffeners	0.00	ft^2	
Surface Area of Sign Structure	764.76	ft^2	

10S133

Upright Diameter	2	ft	
Upright Height	20.4	ft	
Surface Area of Upright	128.18	ft^2	
Arm Diameter	2	ft	
Arm Length	31	ft	
Surface Area of Arms	197.92	ft^2	includes face at end of arm
Splice Plate Diameter	3.00	ft	assumed (no plans available)
No. of Splice Plates	1		
No. of Faces of Splice Plates	2		
Surface Area of Splice Plates	14.14	ft^2	area of arm conservatively not removed
Baseplate Diameter	3.33	ft	assumed (no plans available)
Surface Area of Baseplate	8.71	ft^2	area of upright conservatively not removed
Stiffener Height	1.33	ft	assumed (no plans available)
Stiffener Width	0.67	ft	assumed rectangular so each face of stiffener is not considered
No. of Stiffeners	12		determined from inspection report based upon no. of anchor bolts
Surface Area of Stiffeners	10.61	ft^2	
Surface Area of Sign Structure	359.56	ft^2	

10S074

Upright Diameter	2	ft	
Upright Height	23.8	ft	
Surface Area of Upright	149.54	ft^2	
Arm Diameter	2	ft	
Arm Length	32	ft	
Surface Area of Arms	204.20	ft^2	includes face at end of arm
Splice Plate Diameter	3.00	ft	
No. of Splice Plates	1		
No. of Faces of Splice Plates	2		

Surface Area of Splice Plates	14.14	ft^2	area of arm conservatively not removed
Baseplate Diameter	3.33	ft	
Surface Area of Baseplate	8.73	ft^2	area of upright conservatively not removed
Stiffener Height	1.50	ft	
Stiffener Width	0.67	ft	
No. of Stiffeners	16		assumed rectangular so each face of stiffener is not considered
Surface Area of Stiffeners	16.00	ft^2	
Surface Area of Sign Structure	392.61	ft^2	

10S134

Upright Diameter	1.8	ft	
Upright Height	18.9	ft	
Surface Area of Upright	106.88	ft^2	
Arm Diameter	1.8	ft	
Arm Length	31	ft	
Surface Area of Arms	177.85	ft^2	includes face at end of arm
Splice Plate Diameter	2.80	ft	assumed (no plans available)
No. of Splice Plates	1		
No. of Faces of Splice Plates	2		
Surface Area of Splice Plates	12.32	ft^2	area of arm conservatively not removed
Baseplate Diameter	3.13	ft	assumed (no plans available)
Surface Area of Baseplate	7.69	ft^2	area of upright conservatively not removed
Stiffener Height	1.50	ft	assumed (no plans available)
Stiffener Width	0.67	ft	assumed rectangular so each face of stiffener is not considered
No. of Stiffeners	12		determined from inspection report based upon no. of anchor bolts
Surface Area of Stiffeners	11.97	ft^2	
Surface Area of Sign Structure	316.70	ft^2	

10S081

Upright Diameter	2	ft	
Upright Height	20.75	ft	
Surface Area of Upright	130.38	ft^2	
Arm Diameter	2	ft	
Arm Length	36.75	ft	
Surface Area of Arms	234.05	ft^2	includes face at end of arm
Splice Plate Diameter	3.00	ft	
No. of Splice Plates	1		
No. of Faces of Splice Plates	2		
Surface Area of Splice Plates	14.14	ft^2	area of arm conservatively not removed
Baseplate Diameter	3.17	ft	
Surface Area of Baseplate	7.88	ft^2	area of upright conservatively not removed
Stiffener Height	1.08	ft	
Stiffener Width	0.58	ft	
No. of Stiffeners	12		assumed rectangular so each face of stiffener is not considered
Surface Area of Stiffeners	7.58	ft^2	
Surface Area of Sign Structure	394.02	ft^2	

10Z013

Upright Diameter	2.5	ft	
Upright Height	22.5	ft	
Surface Area of Upright	176.71	ft^2	
Arm Diameter	2.5	ft	
Arm Length	51.08	ft	
Surface Area of Arms	406.09	ft^2	includes face at end of arm
Splice Plate Diameter	4.50	ft	
No. of Splice Plates	2		
No. of Faces of Splice Plates	4		
Surface Area of Splice Plates	63.62	ft^2	area of arm conservatively not removed
Baseplate Diameter	4.33	ft	
Surface Area of Baseplate	14.75	ft^2	area of upright conservatively not removed
Stiffener Height	0.00	ft	
Stiffener Width	0.00	ft	
No. of Stiffeners	0		assumed rectangular so each face of stiffener is not considered
Surface Area of Stiffeners	0.00	ft^2	

Surface Area of Sign Structure	661.17	ft^2	
10S086			
Upright Diameter	2	ft	
Upright Height	21.25	ft	
Surface Area of Upright	133.52	ft^2	
Arm Diameter	2	ft	
Arm Length	31	ft	
Surface Area of Arms	197.92	ft^2	includes face at end of arm
Splice Plate Diameter	3.00	ft	
No. of Splice Plates	1		
No. of Faces of Splice Plates	2		
Surface Area of Splice Plates	14.14	ft^2	area of arm conservatively not removed
Baseplate Diameter	3.17	ft	
Surface Area of Baseplate	7.88	ft^2	area of upright conservatively not removed
Stiffener Height	1.08	ft	
Stiffener Width	0.58	ft	
No. of Stiffeners	12		assumed rectangular so each face of stiffener is not considered
Surface Area of Stiffeners	7.58	ft^2	
Surface Area of Sign Structure	361.03	ft^2	
10Z014			
Upright Diameter	2.5	ft	
Upright Height	17.75	ft	
Surface Area of Upright	139.41	ft^2	
Arm Diameter	2.5	ft	
Arm Length	33.33	ft	
Surface Area of Arms	266.68	ft^2	includes face at end of arm
Splice Plate Diameter	3.50	ft	
No. of Splice Plates	1		
No. of Faces of Splice Plates	2		
Surface Area of Splice Plates	19.24	ft^2	area of arm conservatively not removed
Baseplate Diameter	3.83	ft	
Surface Area of Baseplate	11.54	ft^2	area of upright conservatively not removed
Stiffener Height	2.27	ft	
Stiffener Width	0.67	ft	
No. of Stiffeners	12		assumed rectangular so each face of stiffener is not considered
Surface Area of Stiffeners	18.17	ft^2	
Surface Area of Sign Structure	455.04	ft^2	
10Z015			
Upright Diameter	2.5	ft	
Upright Height	23	ft	
Surface Area of Upright	180.64	ft^2	
Arm Diameter	2.5	ft	
Arm Length	32.28	ft	
Surface Area of Arms	258.44	ft^2	includes face at end of arm
Splice Plate Diameter	3.50	ft	
No. of Splice Plates	1		
No. of Faces of Splice Plates	2		
Surface Area of Splice Plates	19.24	ft^2	area of arm conservatively not removed
Baseplate Diameter	3.83	ft	
Surface Area of Baseplate	11.54	ft^2	area of upright conservatively not removed
Stiffener Height	2.27	ft	
Stiffener Width	0.67	ft	
No. of Stiffeners	12		assumed rectangular so each face of stiffener is not considered
Surface Area of Stiffeners	18.17	ft^2	
Surface Area of Sign Structure	488.03	ft^2	
10S135			
Upright Diameter	2.5	ft	assumed (no plans available)
Upright Height	60.6	ft	measured height of bridge from existing ground line using bridge plans and added minimum vertical clearance and half of assumed sign height (similar to 10S086)
Surface Area of Upright	475.95	ft^2	

Arm Diameter	2.5	ft	assumed (no plans available)
Arm Length	33.5	ft	assumed using bridge plans and imagery
Surface Area of Arms	268.02	ft^2	includes face at end of arm
Splice Plate Diameter	3.50	ft	assumed (no plans available)
No. of Splice Plates	1		
No. of Faces of Splice Plates	2		
Surface Area of Splice Plates	19.24	ft^2	area of arm conservatively not removed
Baseplate Diameter	3.83	ft	assumed (no plans available)
Surface Area of Baseplate	11.54	ft^2	area of upright conservatively not removed
Stiffener Height	2.27	ft	assumed (no plans available)
Stiffener Width	0.67	ft	assumed rectangular so each face of stiffener is not considered
No. of Stiffeners	16		determined from inspection report based upon no. of anchor bolts
Surface Area of Stiffeners	24.22	ft^2	
Surface Area of Sign Structure	798.97	ft^2	

10S136

Upright Diameter	2.5	ft	assumed (no plans available)
			measured height of bridge from existing ground line using bridge plans and added
Upright Height	58.4	ft	minimum vertical clearance and half of assumed sign height (similar to 10S086)
Surface Area of Upright	458.67	ft^2	
Arm Diameter	2.5	ft	assumed (no plans available)
Arm Length	31.5	ft	assumed using bridge plans and imagery
Surface Area of Arms	252.31	ft^2	includes face at end of arm
Splice Plate Diameter	3.50	ft	assumed (no plans available)
No. of Splice Plates	1		
No. of Faces of Splice Plates	2		
Surface Area of Splice Plates	19.24	ft^2	area of arm conservatively not removed
Baseplate Diameter	3.83	ft	assumed (no plans available)
Surface Area of Baseplate	11.54	ft^2	area of upright conservatively not removed
Stiffener Height	2.27	ft	assumed (no plans available)
Stiffener Width	0.67	ft	assumed rectangular so each face of stiffener is not considered
No. of Stiffeners	16		determined from inspection report based upon no. of anchor bolts
Surface Area of Stiffeners	24.22	ft^2	
Surface Area of Sign Structure	765.99	ft^2	

10S137

Upright Diameter	2	ft	
Upright Height	22	ft	
Surface Area of Upright	138.23	ft^2	
Arm Diameter	2	ft	
Arm Length	33	ft	
Surface Area of Arms	210.49	ft^2	includes face at end of arm
Splice Plate Diameter	3.00	ft	assumed (no plans available)
No. of Splice Plates	1		
No. of Faces of Splice Plates	2		
Surface Area of Splice Plates	14.14	ft^2	area of arm conservatively not removed
Baseplate Diameter	3.17	ft	assumed (no plans available)
Surface Area of Baseplate	7.88	ft^2	area of upright conservatively not removed
Stiffener Height	1.08	ft	assumed (no plans available)
Stiffener Width	0.58	ft	assumed rectangular so each face of stiffener is not considered
No. of Stiffeners	12		determined from inspection report based upon no. of anchor bolts
Surface Area of Stiffeners	7.58	ft^2	
Surface Area of Sign Structure	378.31	ft^2	

Total Surface Area of Monotube Cantilever Sign Structures	**7952.83**	**ft^2**

Overhead Monotube Sign Structures

Span Sign Structures

10S128

Upright 1 Diameter	2	ft	
Upright 1 Height	24.5	ft	
Surface Area of Upright 1	153.94	ft^2	
Upright 2 Diameter	2	ft	
Upright 2 Height	23.167	ft	
Surface Area of Upright 2	145.56	ft^2	
Arm Diameter	2	ft	
Arm Length	67	ft	
Surface Area of Arms	427.26	ft^2	includes face at each end of arm
Splice Plate Diameter	3.00	ft	
No. of Splice Plates	3		
No. of Faces of Splice Plates	6		
Surface Area of Splice Plates	42.41	ft^2	area of arm conservatively not removed
Baseplate Diameter	3.67	ft	
Number of Baseplates	2		
Surface Area of Baseplate	21.12	ft^2	area of upright conservatively not removed
Stiffener Height	1.08	ft	
Stiffener Width	0.83	ft	
No. of Stiffeners	16		assumed rectangular so each face of stiffener is not considered
Surface Area of Stiffeners	14.44	ft^2	
Surface Area of Sign Structure	804.73	ft^2	

10S089

Upright 1 Diameter	2	ft	assumed similar to 10S128 (no plans available)
Upright 1 Height	24.5	ft	assumed similar to 10S128 (no plans available)
Surface Area of Upright 1	153.94	ft^2	
Upright 2 Diameter	2	ft	assumed similar to 10S128 (no plans available)
Upright 2 Height	23.167	ft	assumed similar to 10S128 (no plans available)
Surface Area of Upright 2	145.56	ft^2	
Arm Diameter	2	ft	assumed similar to 10S128 (no plans available)
Arm Length	69	ft	assumed using bridge plans and imagery
Surface Area of Arms	439.82	ft^2	includes face at end of arm
Splice Plate Diameter	3.00	ft	assumed similar to 10S128 (no plans available)
No. of Splice Plates	3		
No. of Faces of Splice Plates	6		
Surface Area of Splice Plates	42.41	ft^2	area of arm conservatively not removed
Baseplate Diameter	3.67	ft	assumed similar to 10S128 (no plans available)
Number of Baseplates	2		
Surface Area of Baseplate	21.12	ft^2	area of upright conservatively not removed
Stiffener Height	1.08	ft	assumed similar to 10S128 (no plans available)
Stiffener Width	0.83	ft	assumed rectangular so each face of stiffener is not considered
No. of Stiffeners	16		determined from inspection report based upon no. of anchor bolts
Surface Area of Stiffeners	14.44	ft^2	
Surface Area of Sign Structure	817.30	ft^2	

10S132

Upright 1 Diameter	2	ft	
Upright 1 Height	27.4	ft	
Surface Area of Upright 1	172.16	ft^2	
Upright 2 Diameter	2	ft	
Upright 2 Height	28.6	ft	
Surface Area of Upright 2	179.70	ft^2	
Arm Diameter	2	ft	
Arm Length	84	ft	
Surface Area of Arms	534.07	ft^2	includes face at each end of arm
Splice Plate Diameter	2.67	ft	
No. of Splice Plates	3		
No. of Faces of Splice Plates	6		

Surface Area of Splice Plates	33.51	ft^2	area of arm conservatively not removed
Baseplate Diameter	3.17	ft	
Number of Baseplates	2		
Surface Area of Baseplate	15.75	ft^2	area of upright conservatively not removed
Stiffener Height	1.00	ft	
Stiffener Width	0.58	ft	
No. of Stiffeners	32		assumed rectangular so each face of stiffener is not considered
Surface Area of Stiffeners	18.67	ft^2	
Surface Area of Sign Structure	953.86	ft^2	

10S076

Upright 1 Diameter	2	ft	
Upright 1 Height	25	ft	
Surface Area of Upright 1	157.08	ft^2	
Upright 2 Diameter	2	ft	
Upright 2 Height	22.1	ft	
Surface Area of Upright 2	138.86	ft^2	
Arm Diameter	2	ft	
Arm Length	79.5	ft	
Surface Area of Arms	505.80	ft^2	includes face at each end of arm
Splice Plate Diameter	3.00	ft	
No. of Splice Plates	3		
No. of Faces of Splice Plates	6		
Surface Area of Splice Plates	42.41	ft^2	area of arm conservatively not removed
Baseplate Diameter	3.33	ft	
Number of Baseplates	2		
Surface Area of Baseplate	17.45	ft^2	area of upright conservatively not removed
Stiffener Height	1.08	ft	
Stiffener Width	0.67	ft	
No. of Stiffeners	24		assumed rectangular so each face of stiffener is not considered
Surface Area of Stiffeners	17.33	ft^2	
Surface Area of Sign Structure	878.93	ft^2	

10S079

Upright 1 Diameter	2	ft	
Upright 1 Height	25.25	ft	
Surface Area of Upright 1	158.65	ft^2	
Upright 2 Diameter	2	ft	
Upright 2 Height	22.44	ft	
Surface Area of Upright 2	140.99	ft^2	
Arm Diameter	2	ft	
Arm Length	69.5	ft	
Surface Area of Arms	442.96	ft^2	includes face at each end of arm
Splice Plate Diameter	3.00	ft	
No. of Splice Plates	3		
No. of Faces of Splice Plates	6		
Surface Area of Splice Plates	42.41	ft^2	area of arm conservatively not removed
Baseplate Diameter	3.33	ft	
Number of Baseplates	2		
Surface Area of Baseplate	17.45	ft^2	area of upright conservatively not removed
Stiffener Height	1.08	ft	
Stiffener Width	0.67	ft	
No. of Stiffeners	24		assumed rectangular so each face of stiffener is not considered
Surface Area of Stiffeners	17.33	ft^2	
Surface Area of Sign Structure	819.81	ft^2	

10S082

Upright 1 Diameter	2	ft	
Upright 1 Height	30.25	ft	
Surface Area of Upright 1	190.07	ft^2	
Upright 2 Diameter	2	ft	
Upright 2 Height	25.83	ft	
Surface Area of Upright 2	162.29	ft^2	

Upright 3 Diameter	2	ft	
Upright 3 Height	25.73	ft	
Surface Area of Upright 3	161.67	ft^2	
Arm Diameter	2	ft	
Arm Length	131	ft	
Surface Area of Arms	829.38	ft^2	includes face at each end of arm
Splice Plate Diameter	3.00	ft	
No. of Splice Plates	5		
No. of Faces of Splice Plates	10		
Surface Area of Splice Plates	70.69	ft^2	area of arm conservatively not removed
Baseplate Diameter	3.33	ft	
Number of Baseplates	3		
Surface Area of Baseplate	26.18	ft^2	area of upright conservatively not removed
Stiffener Height	1.33	ft	
Stiffener Width	0.67	ft	
No. of Stiffeners	36		assumed rectangular so each face of stiffener is not considered
Surface Area of Stiffeners	32.00	ft^2	
Surface Area of Sign Structure	1472.27	ft^2	

10S138

Upright 1 Diameter	1.83	ft	
Upright 1 Height	22.8	ft	
Surface Area of Upright 1	131.32	ft^2	
Upright 2 Diameter	1.83	ft	
Upright 2 Height	22.3	ft	
Surface Area of Upright 2	128.44	ft^2	
Arm Diameter	1.83	ft	
Arm Length	99	ft	
Surface Area of Arms	575.48	ft^2	includes face at each end of arm
Splice Plate Diameter	2.46	ft	
No. of Splice Plates	3		
No. of Faces of Splice Plates	6		
Surface Area of Splice Plates	28.48	ft^2	area of arm conservatively not removed
Baseplate Diameter	2.46	ft	
Number of Baseplates	2		
Surface Area of Baseplate	9.49	ft^2	area of upright conservatively not removed
Stiffener Height	0.92	ft	
Stiffener Width	0.31	ft	
No. of Stiffeners	20		assumed rectangular so each face of stiffener is not considered
Surface Area of Stiffeners	5.73	ft^2	
Surface Area of Sign Structure	878.94	ft^2	

Total Surface Area of Monotube Span Sign Structures	**6625.84**	**ft^2**

ATTACHMENT 3

REL CLEANING & STAINING PLANS

CONTRACT PLANS COMPONENTS

ROADWAY PLANS

STATE OF FLORIDA

TAMPA-HILLSBOROUGH EXPRESSWAY AUTHORITY

ROADWAY PLANS

THEA PROJECT ID HI-0025

SELMON REL (SR 618) CLEANING & STAINING

HILLSBOROUGH COUNTY (10002)

STATE ROAD NO. 618 (SELMON EXPRESSWAY)

INDEX OF ROADWAY PLANS

SHEET NO.	SHEET DESCRIPTION
1	KEY SHEET
2	GENERAL NOTES
3-9	CLEANING AND STAINING/COATING LOCATIONS
10-12	CLEANING AND STAINING DETAILS
13	DETOUR SIGN ASSEMBLY
14	LOCAL STREET CLOSURE DETAIL
15	N. 19TH STREET CLOSURE DETAIL
16	N. 34TH STREET CLOSURE DETAIL
17-19	TYPICAL SECTIONS I-75
20-23	TRAFFIC CONTROL PLAN I-75 PHASE 1
24-28	TRAFFIC CONTROL PLAN I-75 PHASE 2
29-34	TRAFFIC CONTROL PLAN I-75 PHASE 3
35	MAINLINE SELMON DETOUR SEGMENT NOTES
36	MAINLINE SELMON DETOUR ADVANCE SIGN LAYOUT
37	MAINLINE SELMON DETOUR SEGMENT 1
38	MAINLINE SELMON DETOUR SEGMENT 2
39	MAINLINE SELMON DETOUR SEGMENT 3
40	MAINLINE SELMON DETOUR SEGMENTS 3 & 4
41	CHANNELSIDE DRIVE (SR 60) DETOUR PLAN
42	N. 19TH STREET DETOUR PLAN
43	N. 22ND STREET DETOUR PLAN
44	TAMIAMI TRAIL (US 41) DETOUR PLAN
45	MAYDELL DRIVE DETOUR PLAN
46	78TH STREET DETOUR PLAN
47	PALM RIVER ROAD DETOUR PLAN
48	US 301 DETOUR PLAN
49	FALKENBURG ROAD DETOUR PLAN
50	NB I-75/US 301 TO WB SELMON OFFRAMP DETOUR PLAN
51	BRANDON TOWN CENTER DETOUR PLAN
52	GORNTO LAKE ROAD DETOUR PLAN

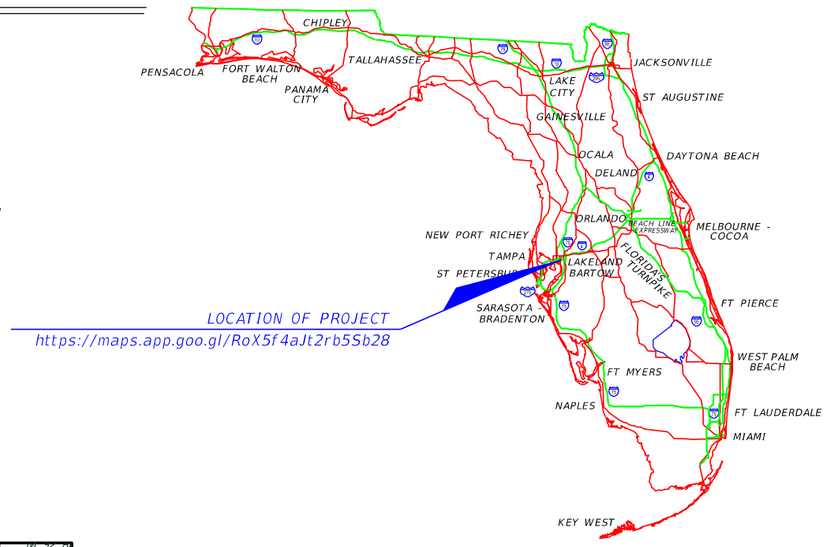

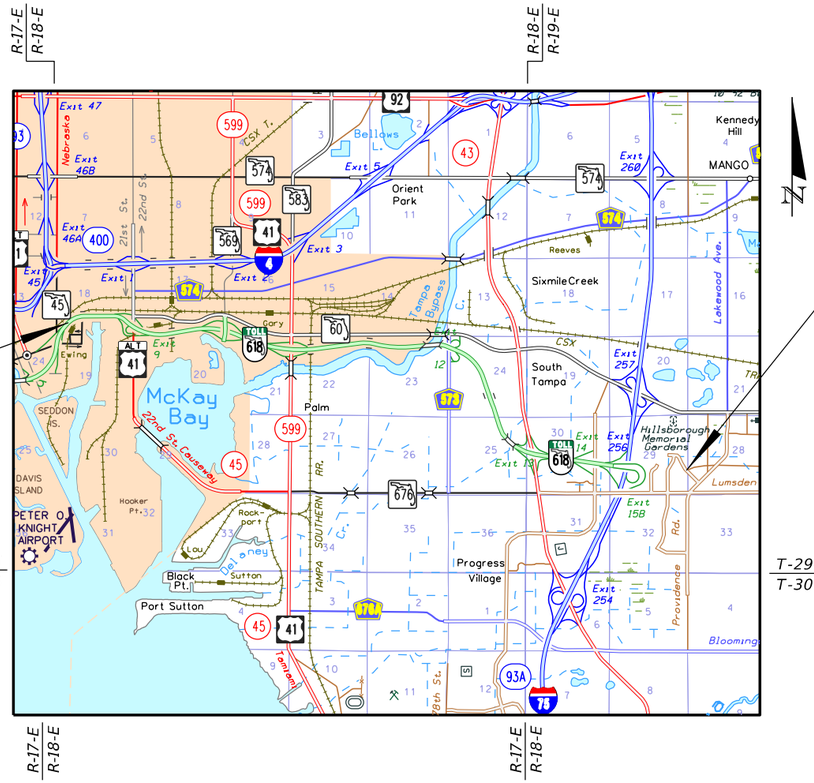

GOVERNING STANDARD PLANS:

Florida Department of Transportation, FY 2025-2026 Standard Plans for Road and Bridge Construction and applicable Interim Revisions (IRs).

Standard Plans for Road Construction and associated IRs are available at the following website: https://www.fdot.gov/design/standardplans

Standard Plans for Bridge Construction and associated IRs are available at the following website: https://www.fdot.gov/design/standardplans

GOVERNING STANDARD SPECIFICATIONS:

Florida Department of Transportation, FY 2025-2026 Standard Specifications for Road and Bridge Construction at the following website: https://www.fdot.gov/programmanagement/Implemented/SpecBooks

ROADWAY PLANS DEVELOPED BY:

CALVIN HARDIE, P.E.
LICENSE NO.: 74590
HNTB CORPORATION
201 N. FRANKLIN STREET, SUITE 1200
TAMPA, FL 33602
(813) 402-4150
VENDOR NO. 43-1623092
CERTIFICATE OF AUTHORIZATION NO. 6500

PROJECT MANAGER:

BRIAN MCELROY, E.I.

CONSTRUCTION CONTRACT NO.	FISCAL YEAR	SHEET NO.
	26	1

THE OFFICIAL RECORD OF THIS SHEET IS THE ELECTRONIC FILE DIGITALLY SIGNED AND SEALED UNDER RULE 61G15-23.004, F.A.C.

TEMPORARY TRAFFIC CONTROL GENERAL NOTES

1. LANE CLOSURES AND DETOURS REQUIRED FOR ALL WORK SHALL OCCUR ONLY DURING THE FOLLOWING TIMES:
   a. LANE CLOSURES ON SR 618 SHALL OCCUR ONLY BETWEEN THE HOURS OF 8:00 PM AND 5:00 AM.
   b. LANE CLOSURES ON LOCAL STREETS SHALL OCCUR ONLY BETWEEN THE HOURS OF 11:00 PM AND 5:00 AM.

2. NO LANE CLOSURES SHALL OCCUR AT ANY TIME BETWEEN 5:00 AM FRIDAY AND 8:00 PM SUNDAY.

3. SELMON EXPRESSWAY REL SHALL REMAIN OPEN AT ALL TIMES WITH THE FOLLOWING EXCEPTION:
   SELMON EXPRESSWAY REL MAY BE CLOSED FOR FIVE CONSECUTIVE NIGHTS DURING SEGMENT 1 DETOUR AND FIVE CONSECUTIVE NIGHTS DURING SEGMENT 2 DETOUR FOR THE PURPOSES OF CLEANING THE SELMON REL OUTSIDE TRAFFIC RAILING ONLY, EXCEPT WHERE CROSSING OVER 12TH ST.,14TH ST.,17TH ST.,19TH ST.,22ND ST.,26TH ST., AND CHANNELSIDE DRIVE. CLOSURE TIMES SHALL BE THE SAME AS ABOVE.

4. TECO LINE STREET CAR SYSTEM RUNS NORTH-SOUTH, JUST EAST OF CHANNELSIDE DRIVE. HOURS OF OPERATION ARE MONDAY-THURSDAY 12:00 PM TO 10:00 PM, FRIDAY TO SATURDAY 11:00 AM TO 2:00 AM, AND SUNDAY 12:00 PM TO 8:00 PM. LANE CLOSURES AND PRESSURE WASHING OF SELMON EXPRESSWAY (REL) OVER CHANNELSIDE DRIVE AND TECO LINE ARE NOT ALLOWED DURING THESE HOURS OF OPERATION.

5. PER FDOT SPECIFICATION 8-6.4, SUSPENSION OF CONTRACTORS OPERATIONS: HOLIDAYS AND SPECIAL EVENTS, SPECIAL EVENTS FOR THIS PROJECT INCLUDE: WEDNESDAY 4:00PM PRIOR TO THANKSGIVING DAY TO 9:00 AM MONDAY AFTER THANKSGIVING DAY; TWO HOURS BEFORE, TWO HOURS AFTER AND DURING THE TAMPA BAY BUCCANEERS HOME GAMES OR OTHER EVENTS WITH A CROWD OF AT LEAST 10,000 TAKING PLACE AT RAYMOND JAMES STADIUM; DURING AND 2 HOURS BEFORE AND AFTER ALL EVENTS TAKING PLACE AT AMALIE ARENA; AND DURING GASPARILLA.

6. TRAFFIC CONDITIONS, ACCIDENTS AND OTHER UNFORESEEN EMERGENCY CONDITIONS MAY REQUIRE THE ENGINEER TO RESTRICT OR REMOVE LANE CLOSURES OR CHANNELIZATIONS SHOWN IN THE PLANS. THE CONTRACTOR SHALL MAKE THE NECESSARY ADJUSTMENTS, AS DIRECTED BY THE ENGINEER, WITHOUT DELAY. THE CONTRACTOR SHALL RESPOND TO ANY REQUESTS MADE BY THE ENGINEER FOR CORRECTION, IMPROVEMENT OR MODIFICATION OF ALL TEMPORARY TRAFFIC CONTROL DEVICES, INCLUDING SIGNALIZATION AND TEMPORARY LIGHTING WITHIN 30 MINUTES FROM THE TIME OF NOTIFICATION.

7. THE CONTRACTOR SHALL NOTIFY ALL EMERGENCY AND RESCUE AGENCIES LOCATED IN THE PROJECT VICINITY AS WELL AS THE ENGINEER IN WRITING 14 DAYS IN ADVANCE OF ANY LANE CLOSURES, DETOURS, OR RESTRICTIONS, AND AGAIN 24 HOURS IN ADVANCE.

8. INDEX 102-613 SHALL BE UTILIZED FOR ALL LANE CLOSURES ON SR 618 AND I-4/SELMON CONNECTOR.

9. THE CONTRACTOR SHALL, AT THE DISCRETION OF THE ENGINEER, OPEN ANY TEMPORARY LANE CLOSURE CAUSING EXTENDED TRAFFIC CONGESTION (5 MINUTE DELAY) UNTIL TRAFFIC HAS RETURNED TO AN ACCEPTABLE FLOW AS DETERMINED BY THE ENGINEER.

10. LOCATIONS OF WORK ZONE ACCESS SHALL BE DETERMINED BY THE CONTRACTOR. THE CONTRACTOR SHALL SUBMIT A WRITTEN WORK ZONE ACCESS PLAN FOR EACH WORK ZONE LOCATION FOR APPROVAL BY THE ENGINEER PRIOR TO ACCESSING THE WORK ZONES.

11. THE CONTRACTOR SHALL NOTIFY THE CITY OF TAMPA TRAFFIC ENGINEERING DEPARTMENT AND FDOT TRAFFIC OPERATIONS LIAISON 48 HOURS PRIOR TO ANY TEMPORARY MODIFICATION OF AN EXISTING TRAFFIC SIGNAL.

12. NO WATER BLASTING CLEANING IS ALLOWED WHILE A TRAIN IS PASSING UNDER SELMON EXPRESSWAY (BETWEEN N. 22ND ST. AND N. 26TH ST.). CONTRACTOR SHALL COORDINATE WITH CSX PRIOR TO THE START OF WORK ABOVE RAILROAD.

13. CITY OF TAMPA RIGHT-OF-WAY PERMITS WILL BE REQUIRED WHENEVER CITY OWNED STREETS ARE USED FOR WORK ZONE TRAFFIC CONTROL, CLOSURES, OR DETOURS. THE CONTRACTOR IS ADVISED TO REVIEW THE PERMIT APPLICATION REQUIREMENTS PRIOR TO BID. THE PERMIT APPLICATION CAN BE FOUND AT https://www.tampa.gov/tss-transportation/programs-and-services/right-way-permits

14. UTILIZE STANDARD PLAN 102-660 AND CITY OF TAMPA STANDARD RIGHT OF WAY MAINTENANCE OF TRAFFIC PLANS SECTION 1.0 FOR ALL SIDEWALK CLOSURES AND PEDESTRIAN DETOURS NECESSARY TO COMPLETE WORK.

15. CONTRACTOR SHALL COORDINATE WITH ALL PROJECTS ADJACENT TO DETOUR ROUTES AND SELMON REL AND GIVE NOTICE AT LEAST ONE WEEK PRIOR TO BEGINNING WORK AND IMPLEMENTING DETOUR ROUTES.

STRUCTURAL GENERAL NOTES

1. CONCRETE STRUCTURES SHALL BE CLEANED AND STAINED WITH AMS-STD-595-SHADE NO. 27778 (SEMI-GLOSS) AND AMS-STD-595-SHADE NO. 15090 (GLOSS) IN ACCORDANCE WITH TSP-400.

2. CONCRETE LANDSCAPE WALLS SHALL BE CLEANED AND STAINED AT END OF BRIDGE NO. 100812 WITH AMS-STD-595-SHADE NO. 27778 (SEMI-GLOSS) IN ACCORDANCE WITH TSP-400.

3. CONCRETE DECK SURFACES OF SEGMENTAL BRIDGES (100800, 100806, 100812) SHALL BE CLEANED AND SEALED WITH HIGH MOLECULAR WEIGHT METHACRYLATES (HMWM) IN ACCORDANCE WITH SECTION 413-3 OF THE FDOT SPECIFICATIONS.

4. MONOTUBE SIGN STUCTURES SHALL HAVE COATING REPLACEMENTS WITH AMS-STD-595-SHADE NO. 27778 (SEMI-GLOSS) IN ACCORDANCE WITH SECTION 561 OF THE FDOT SPECIFICATIONS. CONCRETE COLUMN BASES OF STRUCTURES 10S664 AND 10Z012 SHALL BE STAINED WITH AMS-STD-595-SHADE NO. 27778 (SEMI-GLOSS) IN ACCORDANCE WITH TSP-400.

5. EQUIPMENT AND ATTACHMENTS ON MONOTUBE SIGN STRUCTURES AND BRIDGE STUCTURES (LIGHTING FIXTURES, CONDUITS, SIGN PANELS, DMS, ITS, CONTROL CABINETS, ETC.) SHALL NOT BE STAINED/COATED.

6. STRUCTURE IDENTIFICATION NUMBERS SHALL BE REPAINTED ON BOTH MONOTUBE SIGN STRUCTURES AND BRIDGE STRUCTURES UPON COMPLETION OF COATING/STAINING.

7. NO CLEANING, COATING OF SIGN STRUCTURES, OR APPLICATION OF CONCRETE STAIN SEALER SHALL BE PERFORMED OVER TRAFFIC, TECO LINE STREET CAR EAST OF CHANNELSIDE DR., OR ANY CSX TRAIN DURING TRANSIT THROUGH WORKSITE. CONTRACTOR TO COORDINATE WITH TECO AND CSX.

THE OFFICIAL RECORD OF THIS SHEET IS THE ELECTRONIC FILE DIGITALLY SIGNED AND SEALED UNDER RULE 61G15-23.004, F.A.C.

REVISIONS			
DATE	DESCRIPTION	DATE	DESCRIPTION

ENGINEER OF RECORD
CALVIN HARDIE, P.E.
LICENSE NUMBER: 74590
HNTB CORPORATION
201 N. FRANKLIN ST., SUITE 1200
TAMPA, FL 33602

TAMPA-HILLSBOROUGH EXPRESSWAY AUTHORITY

ROAD NO.	COUNTY	FINANCIAL PROJECT ID
618	HILLSBOROUGH	HI-0025

GENERAL NOTES

SHEET NO. 2

2/3/2026 12:28:40 PM padavis
\\tmaW00\JOBS\73150\CADD\SSelmon\99999995201\roadway\REL TCP\TCGNRD01.dgn



MATCH LINE (SEE SHEET NO. 3)

THE OFFICIAL RECORD OF THIS SHEET IS THE ELECTRONIC FILE DIGITALLY SIGNED AND SEALED UNDER RULE 61G15-23.004, F.A.C.

LEGEND

- BARRIER ONLY
- MSE WALL & BARRIER
- ABUTMENT/MSE WALL
- SLOPE PAVEMENT
- SEGMENTAL BRIDGE TYPICAL SECTION
- SEGMENTAL BRIDGE STRADDLE PIER TYPICAL SECTION
- BRIDGE TYPICAL SECTION (RAMP STRUCTURES OVER I-75)
- BUTTERFLY SIGN STRUCTURE
- CANTILEVER SIGN STRUCTURE
- SPAN SIGN STRUCTURE

NOTE: REFER TO CLEANING AND STAINING DETAILS SHEETS FOR TYPICAL SECTIONS.

REVISIONS			
DATE	DESCRIPTION	DATE	DESCRIPTION

ENGINEER OF RECORD

CALVIN HARDIE, P.E.
LICENSE NUMBER: 74590
HNTB CORPORATION
201 N. FRANKLIN ST., SUITE 1200
TAMPA, FL 33602

TAMPA-HILLSBOROUGH EXPRESSWAY AUTHORITY

ROAD NO.	COUNTY	THEA PROJECT #
618	HILLSBOROUGH	HI-0025

CLEANING AND STAINING / COATING LOCATIONS (1 OF 7)

SHEET NO. 3

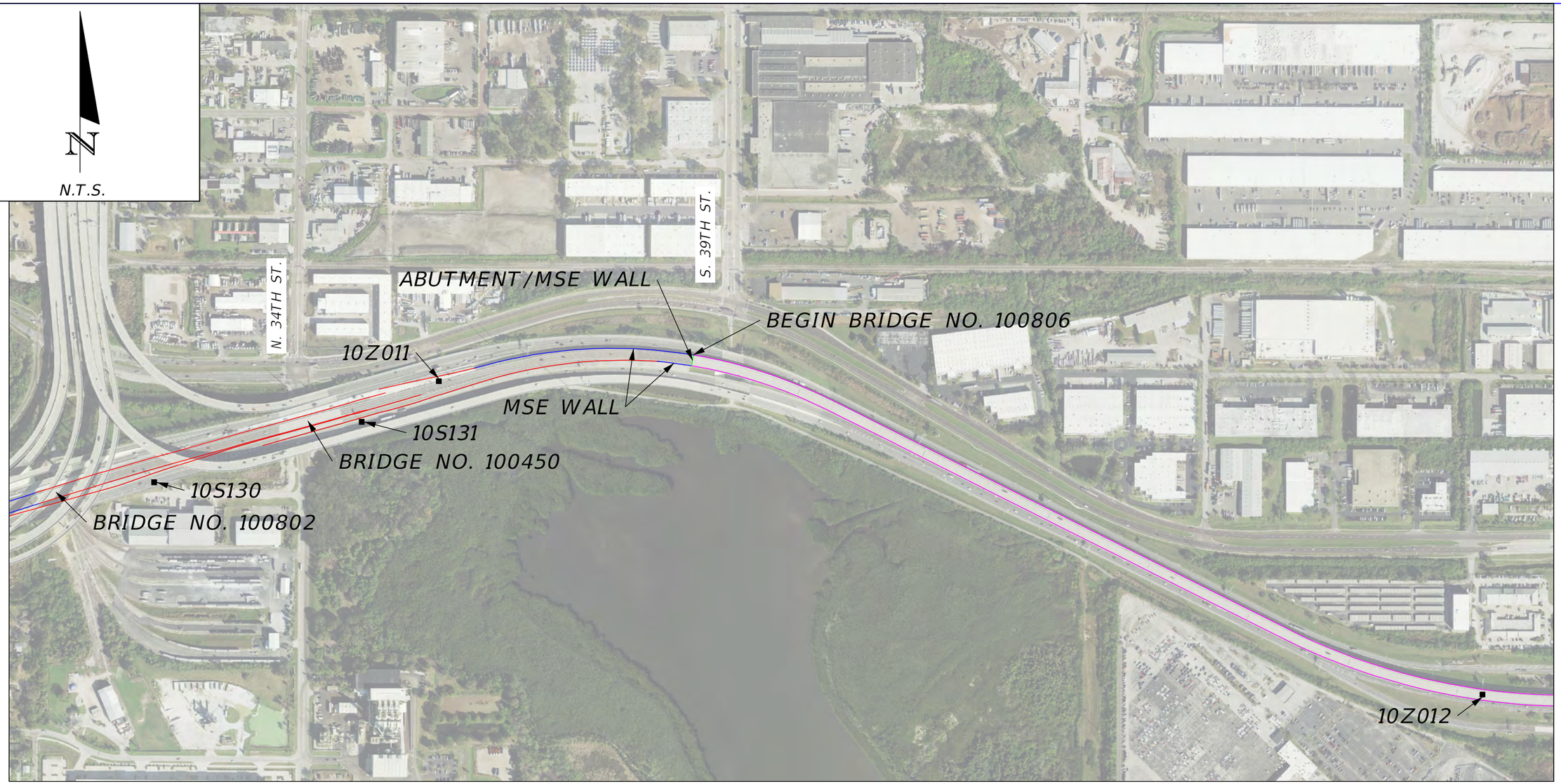

MATCH LINE (SEE SHEET NO. 2)

MATCH LINE (SEE SHEET NO. 4)

LEGEND

BARRIER ONLY		SLOPE PAVEMENT		BRIDGE TYPICAL SECTION (RAMP STRUCTURES OVER I-75)		CANTILEVER SIGN STRUCTURE	■
MSE WALL & BARRIER		SEGMENTAL BRIDGE TYPICAL SECTION					
ABUTMENT/MSE WALL		SEGMENTAL BRIDGE STRADDLE PIER TYPICAL SECTION		BUTTERFLY SIGN STRUCTURE	◆	SPAN SIGN STRUCTURE	●

NOTE: REFER TO CLEANING AND STAINING DETAILS SHEETS FOR TYPICAL SECTIONS.

REVISIONS			
DATE	DESCRIPTION	DATE	DESCRIPTION

ENGINEER OF RECORD
CALVIN HARDIE, P.E.
LICENSE NUMBER: 74590
HNTB CORPORATION
201 N. FRANKLIN ST., SUITE 1200
TAMPA, FL 33602

TAMPA-HILLSBOROUGH EXPRESSWAY AUTHORITY

ROAD NO.	COUNTY	THEA PROJECT #
618	HILLSBOROUGH	HI-0025

CLEANING AND STAINING / COATING LOCATIONS (2 OF 7)

SHEET NO. 4

THE OFFICIAL RECORD OF THIS SHEET IS THE ELECTRONIC FILE DIGITALLY SIGNED AND SEALED UNDER RULE 61G15-23.004, F.A.C.

N

N.T.S.



MATCH LINE (SEE SHEET NO. 3)

MATCH LINE (SEE SHEET NO. 5)

LEGEND

- BARRIER ONLY
- MSE WALL & BARRIER
- ABUTMENT/MSE WALL
- SLOPE PAVEMENT
- SEGMENTAL BRIDGE TYPICAL SECTION
- SEGMENTAL BRIDGE STRADDLE PIER TYPICAL SECTION
- BRIDGE TYPICAL SECTION (RAMP STRUCTURES OVER I-75)
- BUTTERFLY SIGN STRUCTURE
- CANTILEVER SIGN STRUCTURE
- SPAN SIGN STRUCTURE

NOTE: REFER TO CLEANING AND STAINING DETAILS SHEETS FOR TYPICAL SECTIONS.

REVISIONS			
DATE	DESCRIPTION	DATE	DESCRIPTION

ENGINEER OF RECORD
CALVIN HARDIE, P.E.
LICENSE NUMBER: 74590
HNTB CORPORATION
201 N. FRANKLIN ST., SUITE 1200
TAMPA, FL 33602

TAMPA-HILLSBOROUGH EXPRESSWAY AUTHORITY

ROAD NO.	COUNTY	THEA PROJECT #
618	HILLSBOROUGH	HI-0025

CLEANING AND STAINING / COATING LOCATIONS (3 OF 7)

SHEET NO. 5

THE OFFICIAL RECORD OF THIS SHEET IS THE ELECTRONIC FILE DIGITALLY SIGNED AND SEALED UNDER RULE 61G15-23.004, F.A.C.

N

N.T.S.



MATCH LINE (SEE SHEET NO. 4)

MATCH LINE (SEE SHEET NO. 6)

LEGEND

- BARRIER ONLY
- MSE WALL & BARRIER
- ABUTMENT/MSE WALL
- SLOPE PAVEMENT
- SEGMENTAL BRIDGE TYPICAL SECTION
- SEGMENTAL BRIDGE STRADDLE PIER TYPICAL SECTION
- BRIDGE TYPICAL SECTION (RAMP STRUCTURES OVER I-75)
- BUTTERFLY SIGN STRUCTURE
- CANTILEVER SIGN STRUCTURE
- SPAN SIGN STRUCTURE

NOTE: REFER TO CLEANING AND STAINING DETAILS SHEETS FOR TYPICAL SECTIONS.

REVISIONS			
DATE	DESCRIPTION	DATE	DESCRIPTION

ENGINEER OF RECORD
CALVIN HARDIE, P.E.
LICENSE NUMBER: 74590
HNTB CORPORATION
201 N. FRANKLIN ST., SUITE 1200
TAMPA, FL 33602

TAMPA-HILLSBOROUGH EXPRESSWAY AUTHORITY

ROAD NO.	COUNTY	THEA PROJECT #
618	HILLSBOROUGH	HI-0025

CLEANING AND STAINING / COATING LOCATIONS (4 OF 7)

SHEET NO. 6

THE OFFICIAL RECORD OF THIS SHEET IS THE ELECTRONIC FILE DIGITALLY SIGNED AND SEALED UNDER RULE 61G15-23.004, F.A.C.

MATCH LINE (SEE SHEET NO. 5)

N

N.T.S.



MATCH LINE (SEE SHEET NO. 7)

LEGEND

BARRIER ONLY	SLOPE PAVEMENT	BRIDGE TYPICAL SECTION (RAMP STRUCTURES OVER I-75)	CANTILEVER SIGN STRUCTURE
MSE WALL & BARRIER	SEGMENTAL BRIDGE TYPICAL SECTION		
ABUTMENT/MSE WALL	SEGMENTAL BRIDGE STRADDLE PIER TYPICAL SECTION	BUTTERFLY SIGN STRUCTURE	SPAN SIGN STRUCTURE

NOTE: REFER TO CLEANING AND STAINING DETAILS SHEETS FOR TYPICAL SECTIONS.

REVISIONS			
DATE	DESCRIPTION	DATE	DESCRIPTION

ENGINEER OF RECORD

CALVIN HARDIE, P.E.
LICENSE NUMBER: 74590
HNTB CORPORATION
201 N. FRANKLIN ST., SUITE 1200
TAMPA, FL 33602

TAMPA-HILLSBOROUGH EXPRESSWAY AUTHORITY

ROAD NO.	COUNTY	THEA PROJECT #
618	HILLSBOROUGH	HI-0025

CLEANING AND STAINING / COATING LOCATIONS (5 OF 7)

SHEET NO. 7

THE OFFICIAL RECORD OF THIS SHEET IS THE ELECTRONIC FILE DIGITALLY SIGNED AND SEALED UNDER RULE 61G15-23.004, F.A.C.

MATCH LINE (SEE SHEET NO. 6)

N

N.T.S.

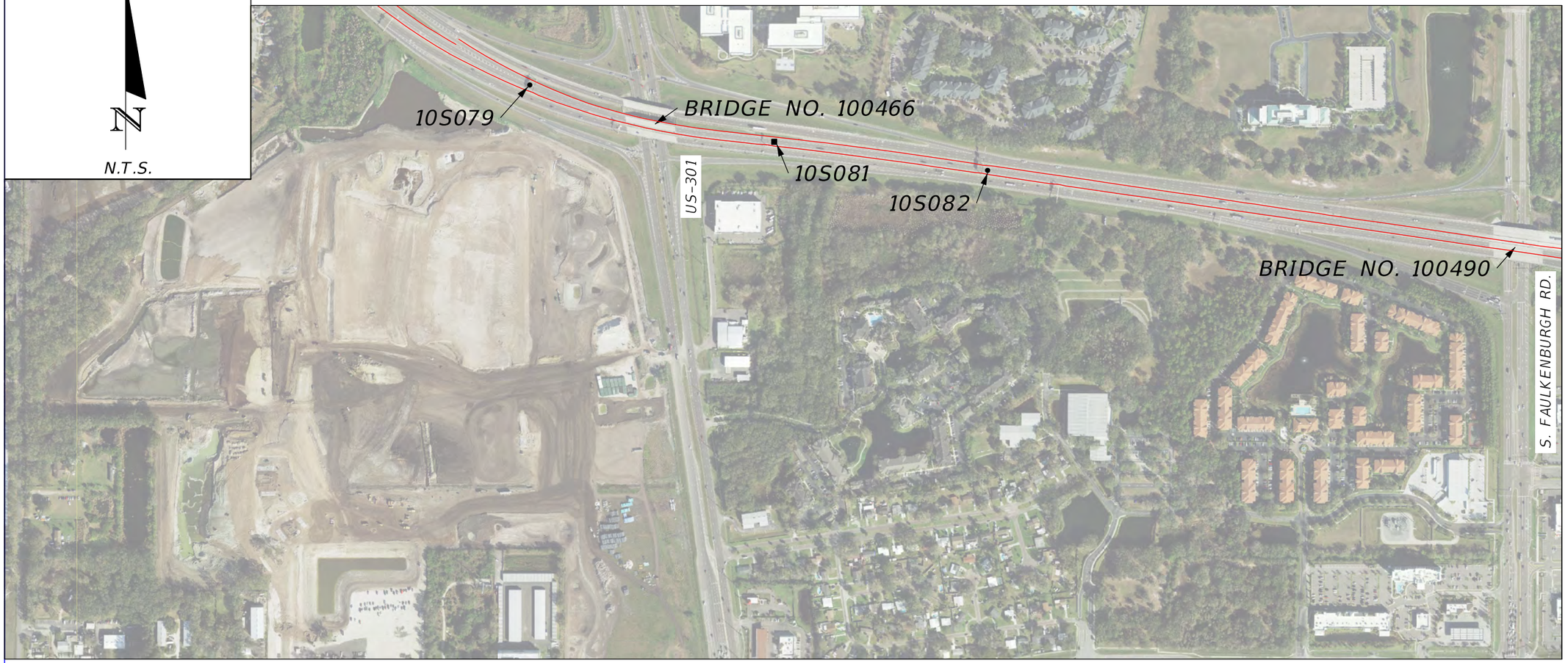

MATCH LINE (SEE SHEET NO. 8)

LEGEND

- BARRIER ONLY
- MSE WALL & BARRIER
- ABUTMENT/MSE WALL
- SLOPE PAVEMENT
- SEGMENTAL BRIDGE TYPICAL SECTION
- SEGMENTAL BRIDGE STRADDLE PIER TYPICAL SECTION
- BRIDGE TYPICAL SECTION (RAMP STRUCTURES OVER I-75)
- BUTTERFLY SIGN STRUCTURE
- CANTILEVER SIGN STRUCTURE
- SPAN SIGN STRUCTURE

NOTE: REFER TO CLEANING AND STAINING DETAILS SHEETS FOR TYPICAL SECTIONS.

REVISIONS			
DATE	DESCRIPTION	DATE	DESCRIPTION

ENGINEER OF RECORD
CALVIN HARDIE, P.E.
LICENSE NUMBER: 74590
HNTB CORPORATION
201 N. FRANKLIN ST., SUITE 1200
TAMPA, FL 33602

TAMPA-HILLSBOROUGH EXPRESSWAY AUTHORITY

ROAD NO.	COUNTY	THEA PROJECT #
618	HILLSBOROUGH	HI-0025

CLEANING AND STAINING / COATING LOCATIONS (6 OF 7)

SHEET NO. 8

THE OFFICIAL RECORD OF THIS SHEET IS THE ELECTRONIC FILE DIGITALLY SIGNED AND SEALED UNDER RULE 61G15-23.004, F.A.C.

N

N.T.S.

MATCH LINE (SEE SHEET NO. 7)

BRIDGE NO. 100488

ABUTMENT/MSE WALL

10Z013

10Z015

10S086

10Z014

MSE WALL

BEGIN BRIDGE NO. 100812

INTERSTATE 75 (I-75)

SLOPE PAVEMENT (TYP.)

BRIDGE NO. 100487

ABUTMENT/MSE WALL

10S135

10S136

BRANDON TOWN CENTER DR.

S. GORNTO LAKE RD

END PROJECT LIMITS

10S137

10S138

MSE WALL

END BRIDGE NO. 100812

LEGEND

BARRIER ONLY		SLOPE PAVEMENT		BRIDGE TYPICAL SECTION (RAMP STRUCTURES OVER I-75)	CANTILEVER SIGN STRUCTURE
MSE WALL & BARRIER		SEGMENTAL BRIDGE TYPICAL SECTION		BUTTERFLY SIGN STRUCTURE	SPAN SIGN STRUCTURE
ABUTMENT/MSE WALL		SEGMENTAL BRIDGE STRADDLE PIER TYPICAL SECTION			

NOTE: REFER TO CLEANING AND STAINING DETAILS SHEETS FOR TYPICAL SECTIONS.

REVISIONS			
DATE	DESCRIPTION	DATE	DESCRIPTION

ENGINEER OF RECORD

CALVIN HARDIE, P.E.
LICENSE NUMBER: 74590
HNTB CORPORATION
201 N. FRANKLIN ST., SUITE 1200
TAMPA, FL 33602

TAMPA-HILLSBOROUGH EXPRESSWAY AUTHORITY

ROAD NO.	COUNTY	THEA PROJECT #
618	HILLSBOROUGH	HI-0025

CLEANING AND STAINING / COATING LOCATIONS (7 OF 7)

SHEET NO. 9

THE OFFICIAL RECORD OF THIS SHEET IS THE ELECTRONIC FILE DIGITALLY SIGNED AND SEALED UNDER RULE 61G15-23.004, F.A.C.

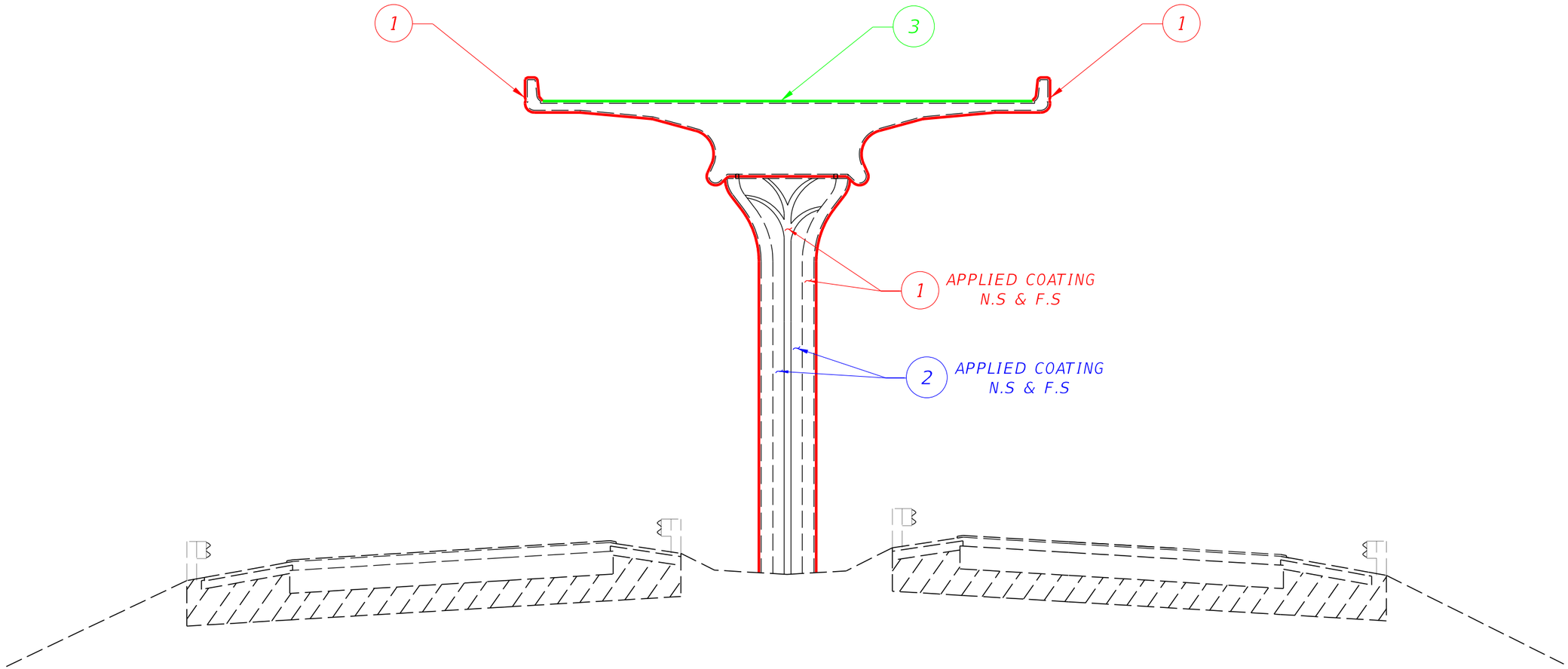

SEGMENTAL BRIDGE TYPICAL SECTION

(BRIDGE NUMBERS 100800, 100806, AND 100812)

NOTE: CLEAN AND STAIN ALL EXPOSED SURFACES AS SHOWN IN ELEVATION VIEW (SEE DETAIL ABOVE) AS WELL AS EXPOSED SURFACES OF END BENT WING WALLS, SLOPED PAVEMENT, AND ALL EXPOSED SURFACES OF PIERS ABOVE GROUND LINE EXCEPT TOPS OF CAPS.

LEGEND:

1 — CLEAN AND STAIN EXISTING SURFACE. THE STAINING COLOR SHALL BE AMS-STD-595-SHADE NO. 27778. SEE CONCRETE STAIN NOTES.

2 — CLEAN AND STAIN EXISTING SURFACE. THE STAINING COLOR SHALL BE AMS-STD-595-SHADE NO. 15090. SEE CONCRETE STAIN NOTES.

3 — CLEAN AND SEAL EXISTING CONCRETE DECK SURFACE WITH METHACRYLATES. SEE CONCRETE STAIN NOTES.

REVISIONS			
DATE	DESCRIPTION	DATE	DESCRIPTION

ENGINEER OF RECORD
CALVIN HARDIE, P.E.
LICENSE NUMBER: 74590
HNTB CORPORATION
201 N. FRANKLIN ST., SUITE 1200
TAMPA, FL 33602

TAMPA-HILLSBOROUGH EXPRESSWAY AUTHORITY

ROAD NO.	COUNTY	THEA PROJECT #
618	HILLSBOROUGH	HI-0025

CLEANING AND STAINING DETAILS (1 OF 3)

SHEET NO. 10

THE OFFICIAL RECORD OF THIS SHEET IS THE ELECTRONIC FILE DIGITALLY SIGNED AND SEALED UNDER RULE 61G15-23.004, F.A.C.

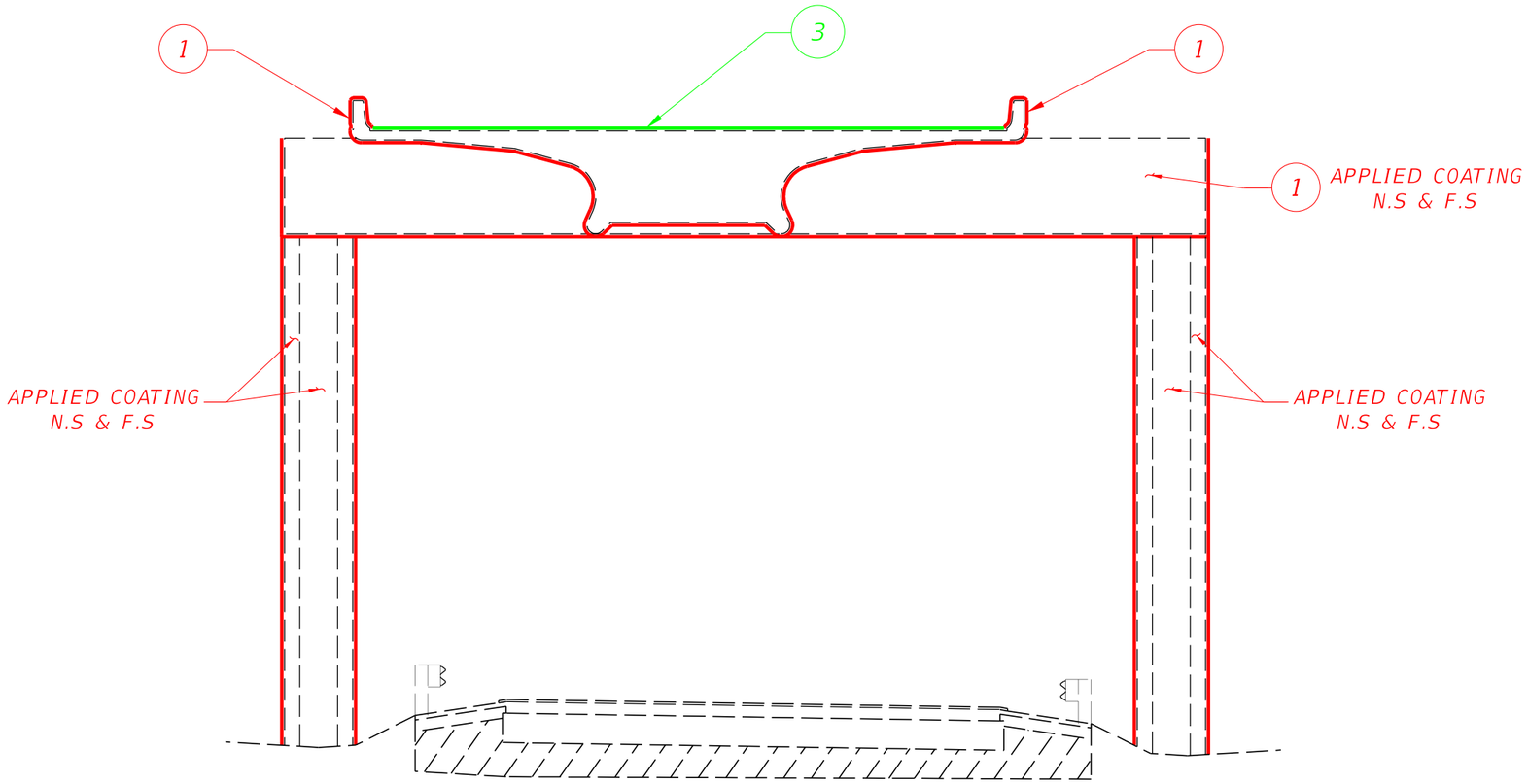

SEGMENTAL BRIDGE STRADDLE PIER TYPICAL SECTION

(BRIDGE NUMBERS 100800 AND 100806)

NOTE: CLEAN AND STAIN ALL EXPOSED SURFACES AS SHOWN IN ELEVATION VIEW (SEE DETAIL ABOVE) AS WELL AS EXPOSED SURFACES OF END BENT WING WALLS, SLOPED PAVEMENT, AND ALL EXPOSED SURFACES OF PIERS ABOVE GROUND LINE EXCEPT TOPS OF CAPS.

LEGEND:

1 — CLEAN AND STAIN EXISTING SURFACE. THE STAINING COLOR SHALL BE ~~AMS-STD-595 SHADE NO. 27778~~. SEE CONCRETE STAIN NOTES.

2 — CLEAN AND STAIN EXISTING SURFACE. THE STAINING COLOR SHALL BE AMS-STD-595-SHADE NO. 15090. SEE CONCRETE STAIN NOTES.

3 — CLEAN AND SEAL EXISTING CONCRETE DECK SURFACE WITH METHACRYLATES. SEE CONCRETE STAIN NOTES.

REVISIONS				ENGINEER OF RECORD	TAMPA-HILLSBOROUGH EXPRESSWAY AUTHORITY			CLEANING AND STAINING DETAILS (2 OF 3)	SHEET NO.
DATE	DESCRIPTION	DATE	DESCRIPTION	CALVIN HARDIE, P.E. LICENSE NUMBER: 74590 HNTB CORPORATION 201 N. FRANKLIN ST., SUITE 1200 TAMPA, FL 33602	ROAD NO.	COUNTY	THEA PROJECT #		11
					618	HILLSBOROUGH	HI-0025		

THE OFFICIAL RECORD OF THIS SHEET IS THE ELECTRONIC FILE DIGITALLY SIGNED AND SEALED UNDER RULE 61G15-23.004, F.A.C.

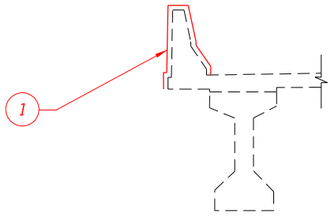

PARTIAL TYPICAL BRIDGE SECTION

(BRIDGE NUMBERS 100450, 100461, 100466, 100490, 100802, 100810)

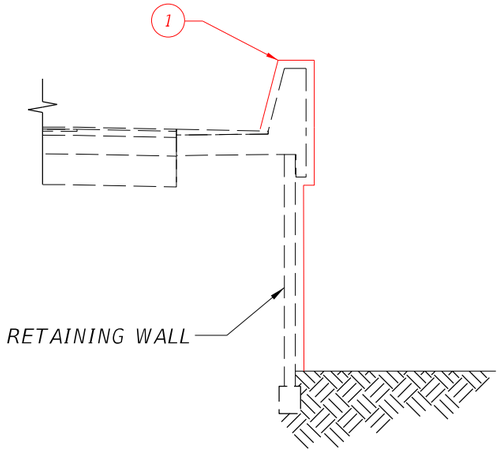

ROADWAY SECTION

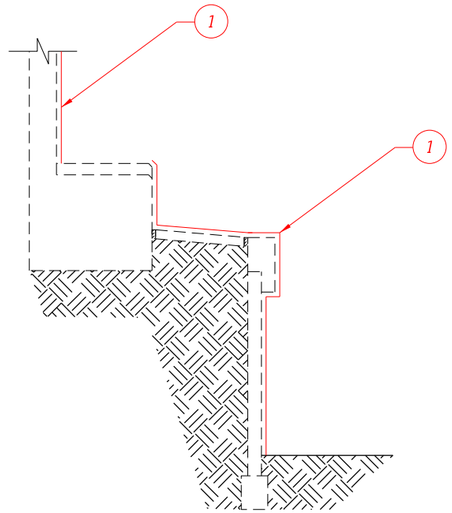

ABUTMENT/MSE WALL

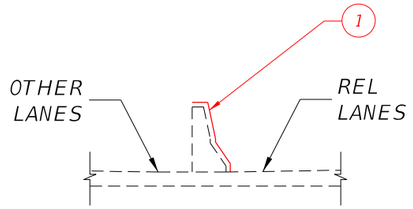

GROUND-MOUNTED

F-SHAPE BARRIER

TYPICAL SECTION

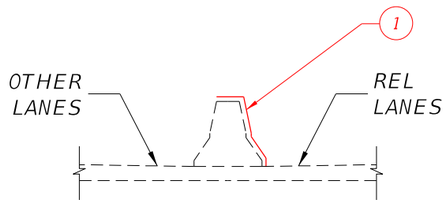

GROUND-MOUNTED

F-SHAPE MEDIAN BARRIER

TYPICAL SECTION

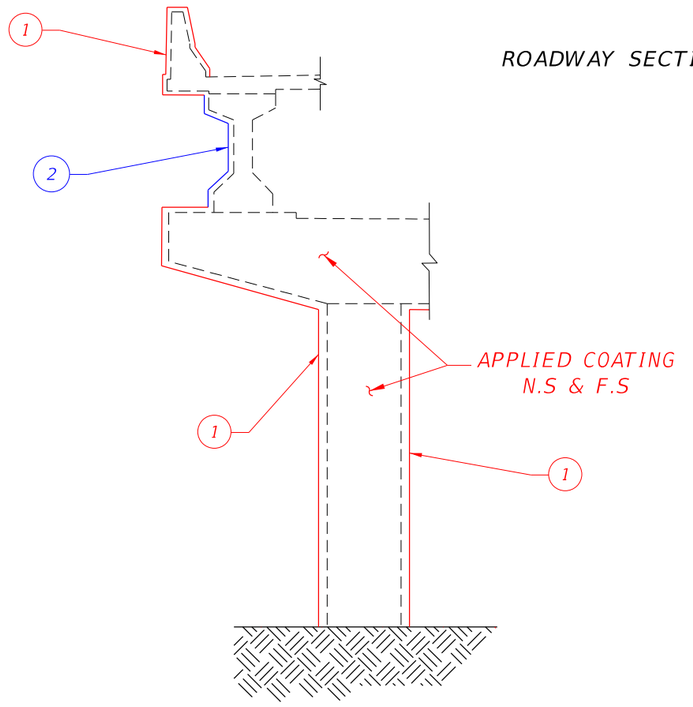

PARTIAL TYPICAL SECTION OF

RAMP STRUCTURES OVER I-75

(BRIDGE NUMBERS 100487 AND 100488)

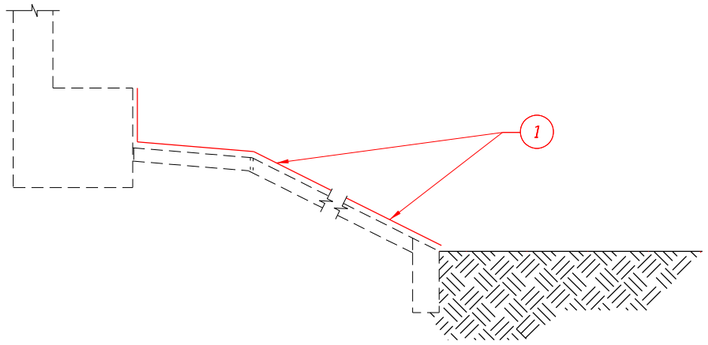

SLOPE PAVEMENT

NOTE: CLEAN AND STAIN ALL EXPOSED SURFACES AS SHOWN IN ELEVATION VIEW (SEE DETAILS ABOVE) AS WELL AS EXPOSED SURFACES OF END BENT WING WALLS AND CHEEK WALLS.

LEGEND:

1 — CLEAN AND STAIN EXISTING SURFACE. THE STAINING COLOR SHALL BE AMS-STD-595-SHADE NO. 27778. SEE CONCRETE STAIN NOTES.

2 — CLEAN AND STAIN EXISTING SURFACE. THE STAINING COLOR SHALL BE AMS-STD-595-SHADE NO. 15090. SEE CONCRETE STAIN NOTES.

3 — CLEAN AND SEAL EXISTING CONCRETE DECK SURFACE WITH METHACRYLATES. SEE CONCRETE STAIN NOTES.

REVISIONS				ENGINEER OF RECORD	TAMPA-HILLSBOROUGH EXPRESSWAY AUTHORITY			CLEANING AND STAINING DETAILS (3 OF 3)	SHEET NO.
DATE	DESCRIPTION	DATE	DESCRIPTION	CALVIN HARDIE, P.E. LICENSE NUMBER: 74590 HNTB CORPORATION 201 N. FRANKLIN ST., SUITE 1200 TAMPA, FL 33602	ROAD NO.	COUNTY	THEA PROJECT #		12
					618	HILLSBOROUGH	HI-0025		

THE OFFICIAL RECORD OF THIS SHEET IS THE ELECTRONIC FILE DIGITALLY SIGNED AND SEALED UNDER RULE 61G15-23.004, F.A.C.

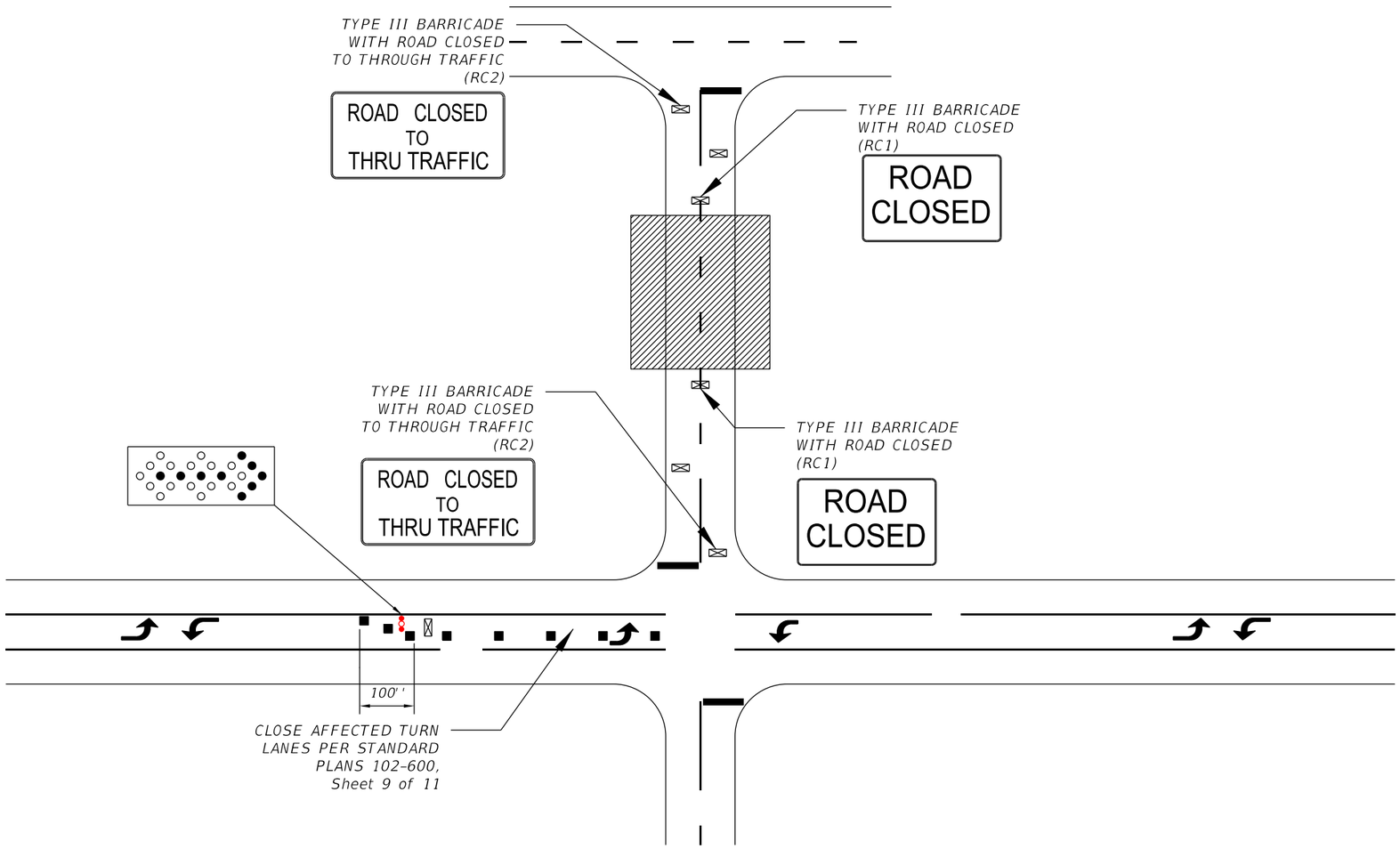

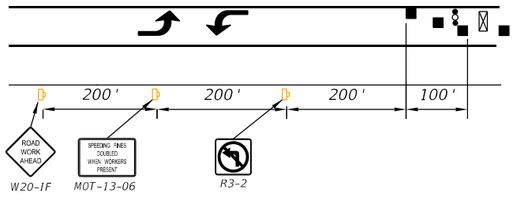

ADVANCED WARNING SIGNAGE DETAIL
N.T.S.

LOCAL STREET CLOSURE DETAILS
N.T.S.

N. 12TH ST.
N. 17TH ST.
N. 19TH ST.*
N. 26TH ST.
N. 34TH ST.*

* SEE STREET CLOSURE DETAILS FOR TURN LANE CLOSURES

LEGEND:

- TYPE III BARRICADE
- CHANNELIZING DEVICE
- Advance Warning Arrow Panel
- WORK AREA

REVISIONS			
DATE	DESCRIPTION	DATE	DESCRIPTION

ENGINEER OF RECORD
CALVIN HARDIE, P.E.
LICENSE NUMBER: 74590
HNTB CORPORATION
201 N. FRANKLIN ST., SUITE 1200
TAMPA, FL 33602

TAMPA-HILLSBOROUGH EXPRESSWAY AUTHORITY

ROAD NO.	COUNTY	THEA PROJECT #
618	HILLSBOROUGH	0-00121

LOCAL STREET CLOSURE DETAIL

SHEET NO. 14

THE OFFICIAL RECORD OF THIS SHEET IS THE ELECTRONIC FILE DIGITALLY SIGNED AND SEALED UNDER RULE 61G15-23.004, F.A.C.



THE OFFICIAL RECORD OF THIS SHEET IS THE ELECTRONIC FILE DIGITALLY SIGNED AND SEALED UNDER RULE 61G15-23.004, F.A.C.

REVISIONS				ENGINEER OF RECORD	TAMPA-HILLSBOROUGH EXPRESSWAY AUTHORITY			N. 19TH STREET CLOSURE DETAIL	SHEET NO.
DATE	DESCRIPTION	DATE	DESCRIPTION	CALVIN HARDIE, P.E. LICENSE NUMBER: 74590 HNTB CORPORATION 201 N. FRANKLIN ST., SUITE 1200 TAMPA, FL 33602	ROAD NO.	COUNTY	THEA PROJECT #		15
					618	HILLSBOROUGH	0-00121		

padavis 1/30/2026 4:13:25 PM Model \\tmaW00\JOBS\73150\CADD\SSelmon\99999995201\roadway\REL TCP\I9TH-34TH_INT. DETAILS.dgn

N.T.S.

ROAD WORK AHEAD

SPEEDING FINES DOUBLED WHEN WORKERS PRESENT

500'

500' FROM START OF TURN LANE

10' SPACING

ROAD CLOSED

CLOSE 34TH ST. PER LOCAL STREET CLOSURE DETAIL

180' (50' DEVICE SPACING)

100' OPENING (25' DEVICE SPACING ON TAPER)

LEFT LANE MUST TURN LEFT

50' SPACING

320' TAPER (25' DEVICE SPACING)

200'

LEFT LANE CLOSED AHEAD

CENTER TWO ROADS CLOSED AHEAD

ROAD WORK AHEAD

WORK ZONE INFORMATION:
POSTED SPEEDS:
S.R. 60 (E. ADAMO DR.)= 50 MPH
N. 34TH ST.= 40 MPH

LEGEND:
- TYPE III BARRICADE
- CHANNELIZING DEVICE

THE OFFICIAL RECORD OF THIS SHEET IS THE ELECTRONIC FILE DIGITALLY SIGNED AND SEALED UNDER RULE 61G15-23.004, F.A.C.

REVISIONS			
DATE	DESCRIPTION	DATE	DESCRIPTION

ENGINEER OF RECORD
CALVIN HARDIE, P.E.
LICENSE NUMBER: 74590
HNTB CORPORATION
201 N. FRANKLIN ST., SUITE 1200
TAMPA, FL 33602

TAMPA-HILLSBOROUGH EXPRESSWAY AUTHORITY

ROAD NO.	COUNTY	THEA PROJECT #
618	HILLSBOROUGH	0-00121

N. 34TH STREET CLOSURE DETAIL

SHEET NO. 16

padavis 1/30/2026 4:08:49 PM Model \\tmaW00\JOBS\73150\CADD\SSelmon\9999999520\roadway\REL TCP\I9TH-34TH_INT. DETAILS.dgn

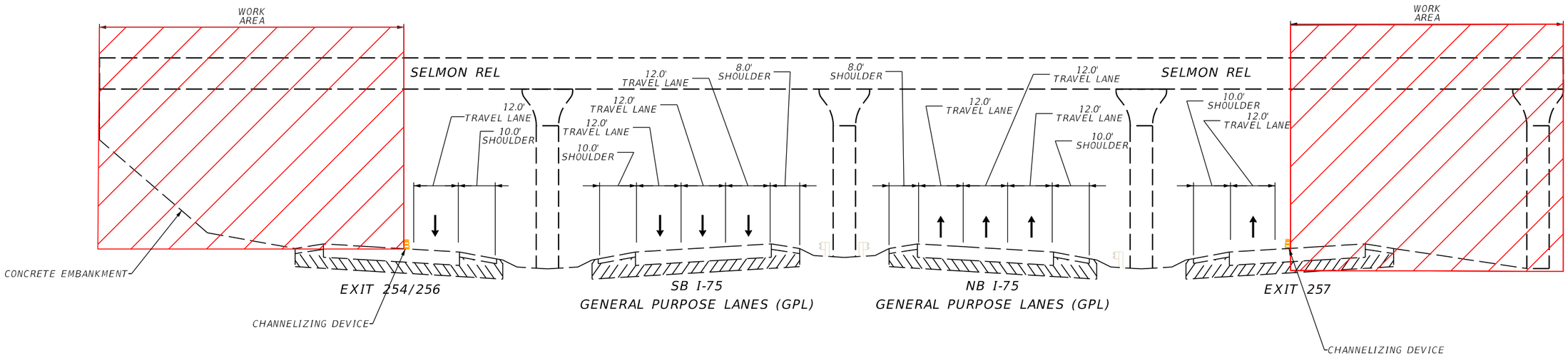

TYPICAL SECTION
INTERSTATE 75
PHASE 1 CLOSURES

PHASE 1 NOTES:
UTILIZE STANDARD PLANS 102-601 AND 102-602 TO PERFORM ALL WORK OUTSIDE OF EXIT 254/256 AND EXIT 257.

REVISIONS			
DATE	DESCRIPTION	DATE	DESCRIPTION

ENGINEER OF RECORD
CALVIN HARDIE, P.E.
LICENSE NUMBER: 74590
HNTB CORPORATION
201 N. FRANKLIN ST., SUITE 1200
TAMPA, FL 33602

TAMPA-HILLSBOROUGH EXPRESSWAY AUTHORITY

ROAD NO.	COUNTY	THEA PROJECT #
618	HILLSBOROUGH	0-00121

TYPICAL SECTIONS
I-75 (1 OF 3)

SHEET NO. 17

THE OFFICIAL RECORD OF THIS SHEET IS THE ELECTRONIC FILE DIGITALLY SIGNED AND SEALED UNDER RULE 61G15-23.004, F.A.C.

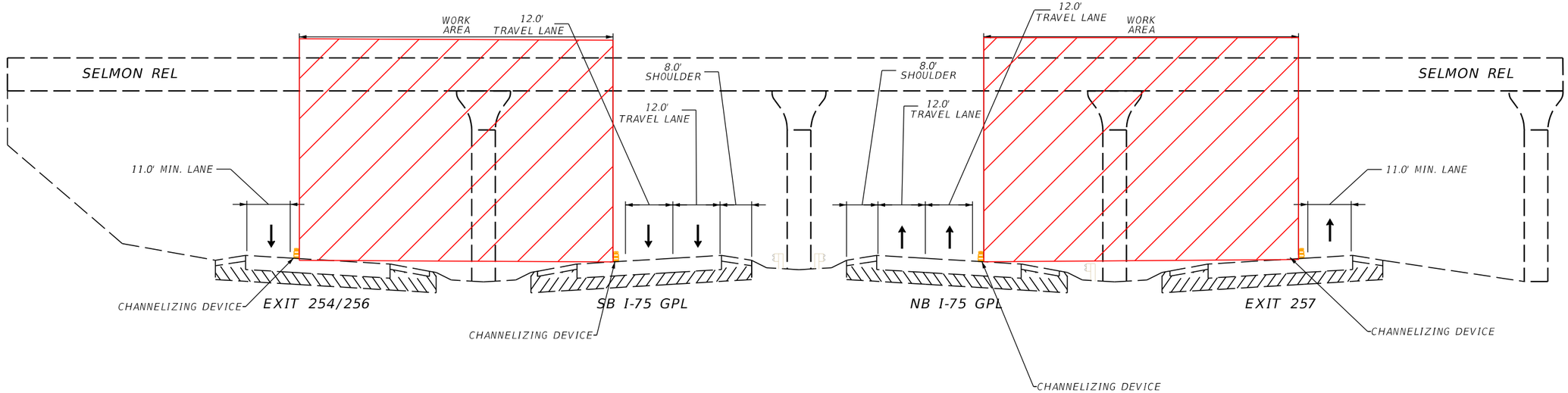

TYPICAL SECTION
INTERSTATE 75
PHASE 2 CLOSURES

PHASE 2 NOTES:
1. UTILIZE STANDARD PLAN 102-613 TO CLOSE INSIDE TWO LANES AND SHOULDER OF EXIT 254/256 AND EXIT 257 TO PERFORM ALL WORK WITHIN INSIDE LANES OF BOTH EXITS.

2. UTILIZE OUTSIDE SHOULDERS OF EXIT 254/256 AND EXIT 257 TO PROVIDE MINIMUM 11' TRAVEL LANES.

REVISIONS			
DATE	DESCRIPTION	DATE	DESCRIPTION

ENGINEER OF RECORD
CALVIN HARDIE, P.E.
LICENSE NUMBER: 74590
HNTB CORPORATION
201 N. FRANKLIN ST., SUITE 1200
TAMPA, FL 33602

TAMPA-HILLSBOROUGH EXPRESSWAY AUTHORITY

ROAD NO.	COUNTY	THEA PROJECT #
618	HILLSBOROUGH	0-00121

TYPICAL SECTIONS
I-75 (2 OF 3)

SHEET NO.
18

THE OFFICIAL RECORD OF THIS SHEET IS THE ELECTRONIC FILE DIGITALLY SIGNED AND SEALED UNDER RULE 61G15-23.004, F.A.C.

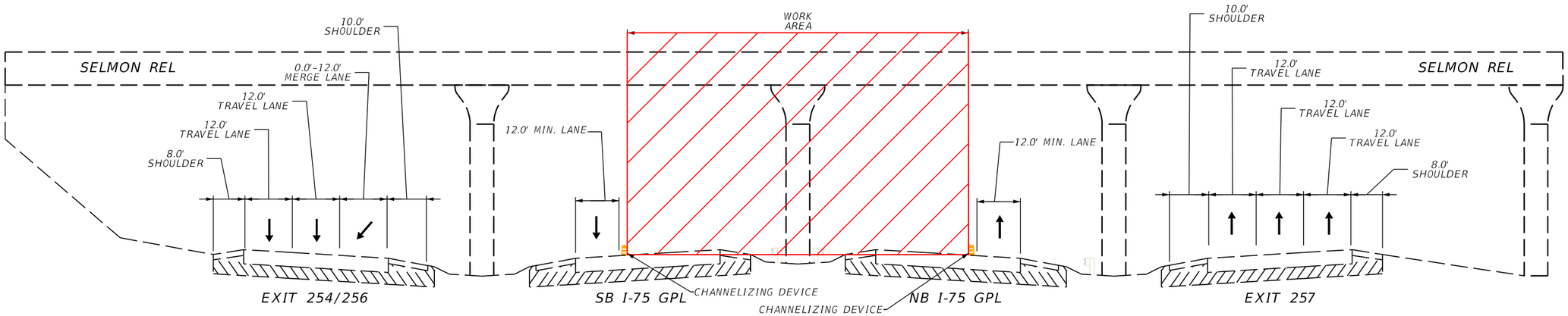

TYPICAL SECTION
INTERSTATE 75
PHASE 3 CLOSURES

PHASE 3 NOTES:
1. UTILIZE STANDARD PLAN 102-613 TO CLOSE INSIDE LANE AND SHOULDER OF SB AND NB I-75 GPL TO PERFORM ALL WORK WITHIN INSIDE LANES AND SHOULDERS OF BOTH GPLs.

2. UTILIZE OUTSIDE SHOULDERS OF SB AND NB I-75 GPL TO MAINTAIN TWO (2) 11' MINIMUM TRAVEL LANES. CONTRACTOR SHALL FILL IN RUMBLE STRIPS WITH TEMP. PAVEMENT AS NEEDED.

REVISIONS				ENGINEER OF RECORD	TAMPA-HILLSBOROUGH EXPRESSWAY AUTHORITY			TYPICAL SECTIONS I-75 (3 OF 3)	SHEET NO.
DATE	DESCRIPTION	DATE	DESCRIPTION	CALVIN HARDIE, P.E. LICENSE NUMBER: 74590 HNTB CORPORATION 201 N. FRANKLIN ST., SUITE 1200 TAMPA, FL 33602	ROAD NO.	COUNTY	THEA PROJECT #		19
					618	HILLSBOROUGH	0-00121		

THE OFFICIAL RECORD OF THIS SHEET IS THE ELECTRONIC FILE DIGITALLY SIGNED AND SEALED UNDER RULE 61G15-23.004, F.A.C.

PCMS DISPLAY

MESSAGE 1
WORKERS
PRESENT
AHEAD

MESSAGE 2
SPEED
REDUCED
NEXT 3MI

ROAD WORK AHEAD
W20-1F

SPEEDING FINES DOUBLED WHEN WORKERS PRESENT
MOT-13-06

RIGHT SHOULDER CLOSED
W21-5a

RIGHT LANE CLOSED AHEAD
W20-5AR

W4-2

1500'
1500'
1500'
1500'
1500'
1500'

LEGEND

- Work Area
- Channelizing Device (See Index 600)
- Advance Warning Arrow Panel (AWAP)
- Work Zone Sign
- Lane Identification and Direction of Traffic
- Portable Changeable (Variable) Message Sign

REVISIONS			
DATE	DESCRIPTION	DATE	DESCRIPTION

ENGINEER OF RECORD
CALVIN HARDIE, P.E.
LICENSE NUMBER: 74590
HNTB CORPORATION
201 N. FRANKLIN ST., SUITE 1200
TAMPA, FL 33602

TAMPA-HILLSBOROUGH EXPRESSWAY AUTHORITY

ROAD NO.	COUNTY	THEA PROJECT #
618	HILLSBOROUGH	0-00121

TRAFFIC CONTROL PLAN
I-75 PHASE 1 (1)

SHEET NO. 20

THE OFFICIAL RECORD OF THIS SHEET IS THE ELECTRONIC FILE DIGITALLY SIGNED AND SEALED UNDER RULE 61G15-23.004, F.A.C.



THE OFFICIAL RECORD OF THIS SHEET IS THE ELECTRONIC FILE DIGITALLY SIGNED AND SEALED UNDER RULE 61G15-23.004, F.A.C.

REVISIONS			
DATE	DESCRIPTION	DATE	DESCRIPTION

ENGINEER OF RECORD

CALVIN HARDIE, P.E.
LICENSE NUMBER: 74590
HNTB CORPORATION
201 N. FRANKLIN ST., SUITE 1200
TAMPA, FL 33602

TAMPA-HILLSBOROUGH EXPRESSWAY AUTHORITY

ROAD NO.	COUNTY	THEA PROJECT #
618	HILLSBOROUGH	0-00121

TRAFFIC CONTROL PLAN
I-75 PHASE 1 (2)

SHEET NO. 21

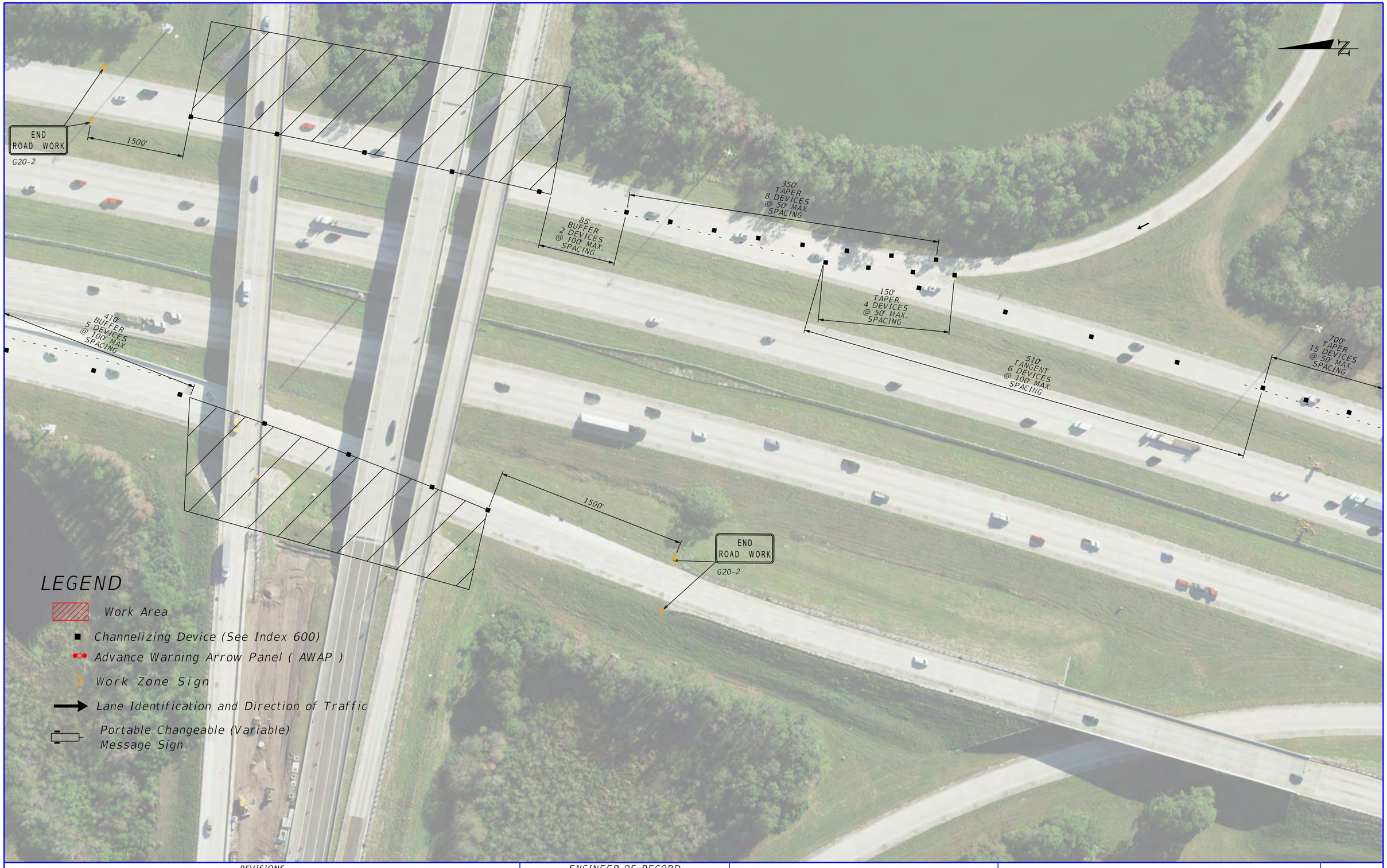

REVISIONS				ENGINEER OF RECORD	TAMPA-HILLSBOROUGH EXPRESSWAY AUTHORITY			TRAFFIC CONTROL PLAN I-75 PHASE 1 (3)	SHEET NO.
DATE	DESCRIPTION	DATE	DESCRIPTION	CALVIN HARDIE, P.E. LICENSE NUMBER: 74590 HNTB CORPORATION 201 N. FRANKLIN ST., SUITE 1200 TAMPA, FL 33602	ROAD NO.	COUNTY	THEA PROJECT #		22
					618	HILLSBOROUGH	0-00121		

THE OFFICIAL RECORD OF THIS SHEET IS THE ELECTRONIC FILE DIGITALLY SIGNED AND SEALED UNDER RULE 61G15-23.004, F.A.C.

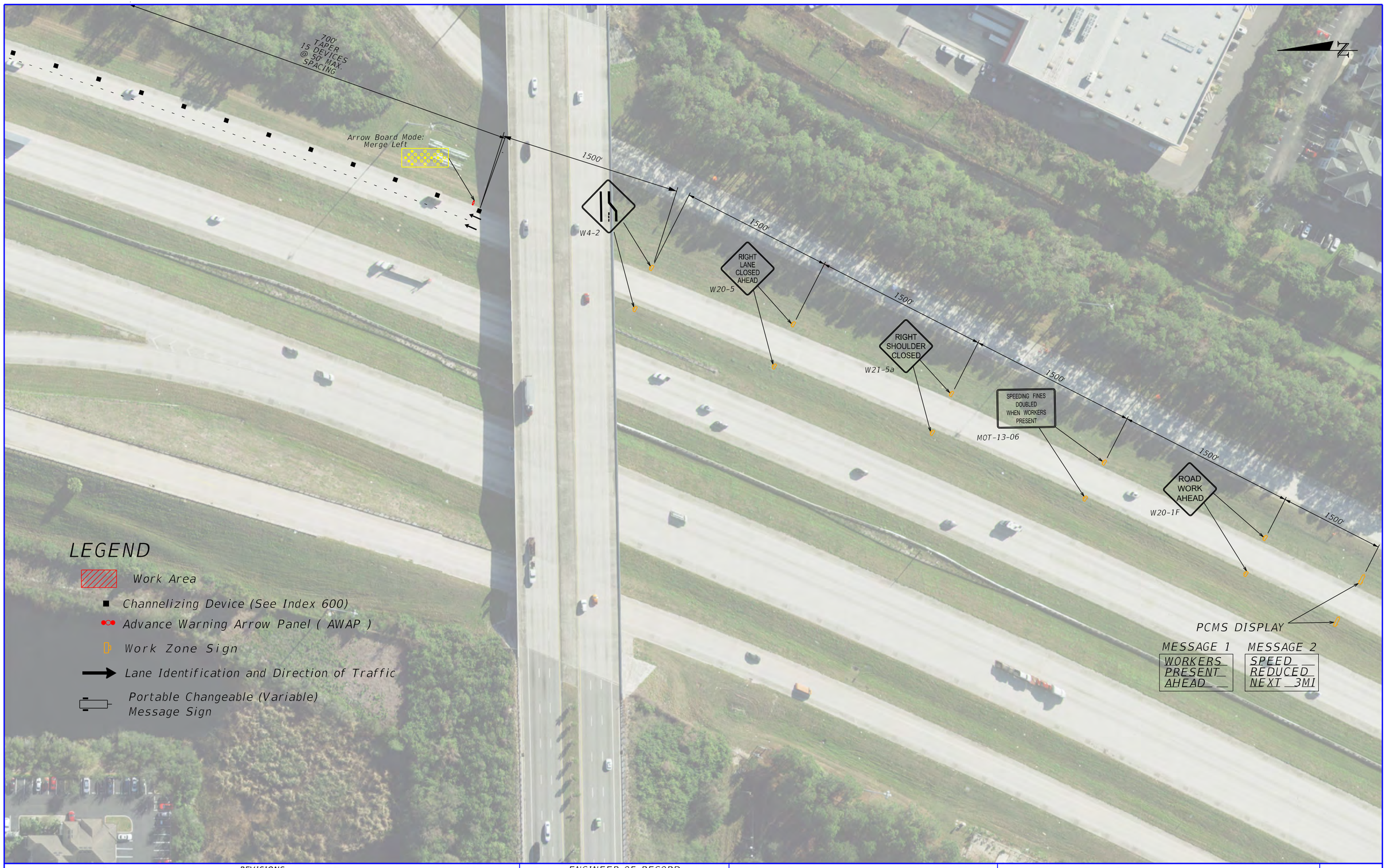

REVISIONS				ENGINEER OF RECORD	TAMPA-HILLSBOROUGH EXPRESSWAY AUTHORITY			TRAFFIC CONTROL PLAN I-75 PHASE 1 (4)	SHEET NO.
DATE	DESCRIPTION	DATE	DESCRIPTION	CALVIN HARDIE, P.E. LICENSE NUMBER: 74590 HNTB CORPORATION 201 N. FRANKLIN ST., SUITE 1200 TAMPA, FL 33602	ROAD NO.	COUNTY	THEA PROJECT #		23
					618	HILLSBOROUGH	0-00121		

THE OFFICIAL RECORD OF THIS SHEET IS THE ELECTRONIC FILE DIGITALLY SIGNED AND SEALED UNDER RULE 61G15-23.004, F.A.C.

PCMS DISPLAY

MESSAGE 1	MESSAGE 2
WORKERS PRESENT AHEAD	SPEED REDUCED NEXT 3MI

ROAD WORK AHEAD
W20-1F

SPEEDING FINES DOUBLED WHEN WORKERS PRESENT
MOT-13-06

LEFT SHOULDER CLOSED
W21-5a

1500'
1500'
1500'
1500'

LEGEND

- Work Area
- Channelizing Device (See Index 600)
- Advance Warning Arrow Panel (AWAP)
- Work Zone Sign
- Lane Identification and Direction of Traffic
- Portable Changeable (Variable) Message Sign

REVISIONS			
DATE	DESCRIPTION	DATE	DESCRIPTION

ENGINEER OF RECORD

CALVIN HARDIE, P.E.
LICENSE NUMBER: 74590
HNTB CORPORATION
201 N. FRANKLIN ST., SUITE 1200
TAMPA, FL 33602

TAMPA-HILLSBOROUGH EXPRESSWAY AUTHORITY

ROAD NO.	COUNTY	THEA PROJECT #
618	HILLSBOROUGH	0-00121

TRAFFIC CONTROL PLAN
I-75 PHASE 2 (1)

SHEET NO. 24

THE OFFICIAL RECORD OF THIS SHEET IS THE ELECTRONIC FILE DIGITALLY SIGNED AND SEALED UNDER RULE 61G15-23.004, F.A.C.

PCMS DISPLAY

MESSAGE 1
WORKERS
PRESENT
AHEAD

MESSAGE 2
SPEED
REDUCED
NEXT 3MI

1500'

ROAD WORK AHEAD
W20-1F

1500'

SPEEDING FINES DOUBLED WHEN WORKERS PRESENT
M0T-13-06

1500'

RIGHT SHOULDER CLOSED
W21-5a

1500'

RIGHT LANE CLOSED AHEAD
W20-5

1500'

670'
TAPER
15 DEVICES
@ 50' MAX.
SPACING

1500'

LEFT LANE CLOSED AHEAD
W20-5

1500'

1500'

1500'

Arrow Board Mode:
Merge Right

1240'
TAPER
26 DEVICES
@ 50' MAX.
SPACING

915'
TAPER
19 DEVICES
@ 50' MAX.
SPACING

Arrow Board Mode:
Merge Left

750'
TAPER
16 DEVICES
@ 50' MAX.
SPACING

LEGEND

- Work Area
- Channelizing Device (See Index 600)
- Advance Warning Arrow Panel (AWAP)
- Work Zone Sign
- Lane Identification and Direction of Traffic
- Portable Changeable (Variable) Message Sign

REVISIONS			
DATE	DESCRIPTION	DATE	DESCRIPTION

ENGINEER OF RECORD
CALVIN HARDIE, P.E.
LICENSE NUMBER: 74590
HNTB CORPORATION
201 N. FRANKLIN ST., SUITE 1200
TAMPA, FL 33602

TAMPA-HILLSBOROUGH EXPRESSWAY AUTHORITY

ROAD NO.	COUNTY	THEA PROJECT #
618	HILLSBOROUGH	0-00121

TRAFFIC CONTROL PLAN
I-75 PHASE 2 (2)

SHEET NO. 25

THE OFFICIAL RECORD OF THIS SHEET IS THE ELECTRONIC FILE DIGITALLY SIGNED AND SEALED UNDER RULE 61G15-23.004, F.A.C.

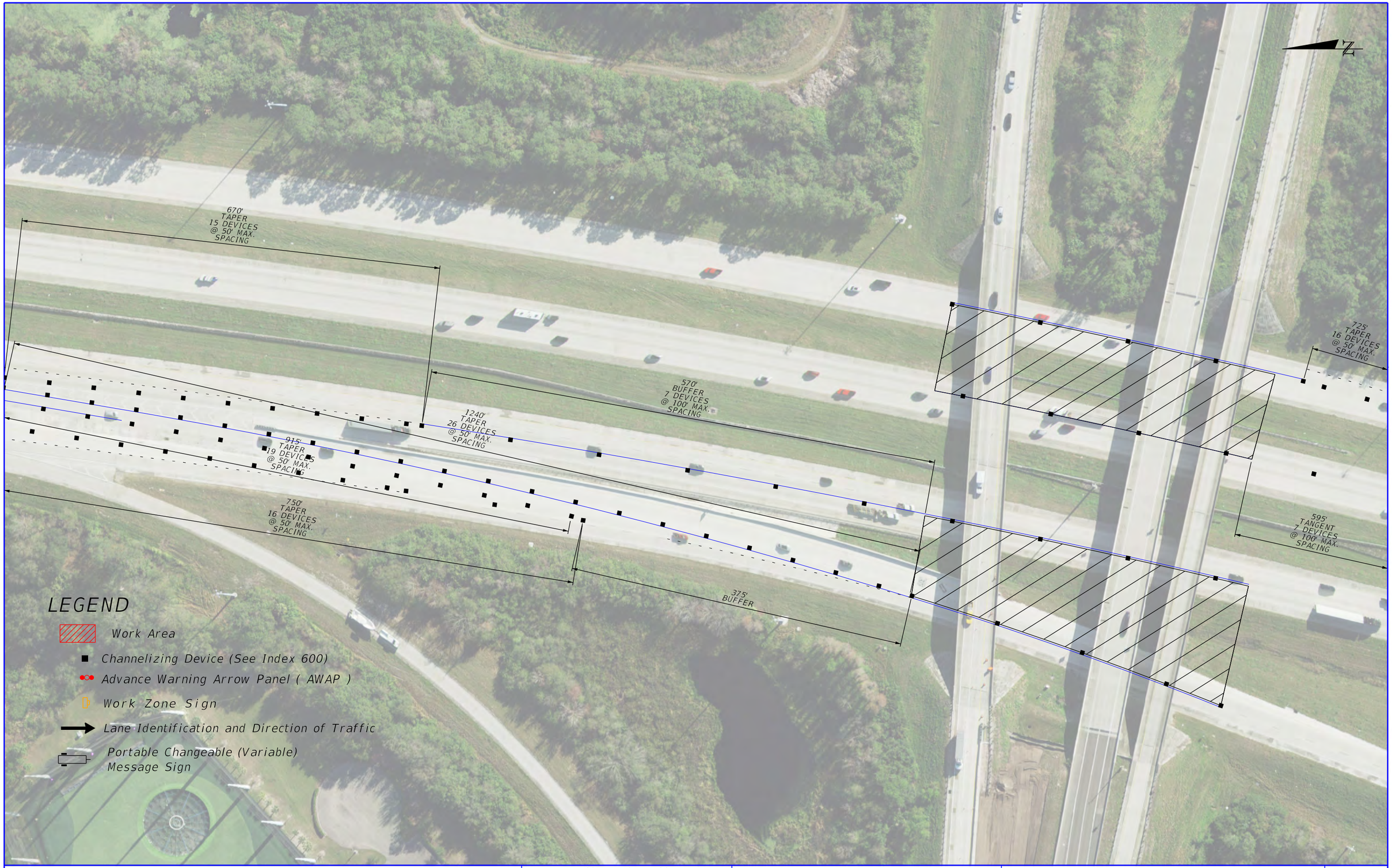

THE OFFICIAL RECORD OF THIS SHEET IS THE ELECTRONIC FILE DIGITALLY SIGNED AND SEALED UNDER RULE 61G15-23.004, F.A.C.

REVISIONS			
DATE	DESCRIPTION	DATE	DESCRIPTION

ENGINEER OF RECORD
CALVIN HARDIE, P.E.
LICENSE NUMBER: 74590
HNTB CORPORATION
201 N. FRANKLIN ST., SUITE 1200
TAMPA, FL 33602

TAMPA-HILLSBOROUGH EXPRESSWAY AUTHORITY

ROAD NO.	COUNTY	THEA PROJECT #
618	HILLSBOROUGH	0-00121

TRAFFIC CONTROL PLAN
I-75 PHASE 2 (3)

SHEET NO.
26

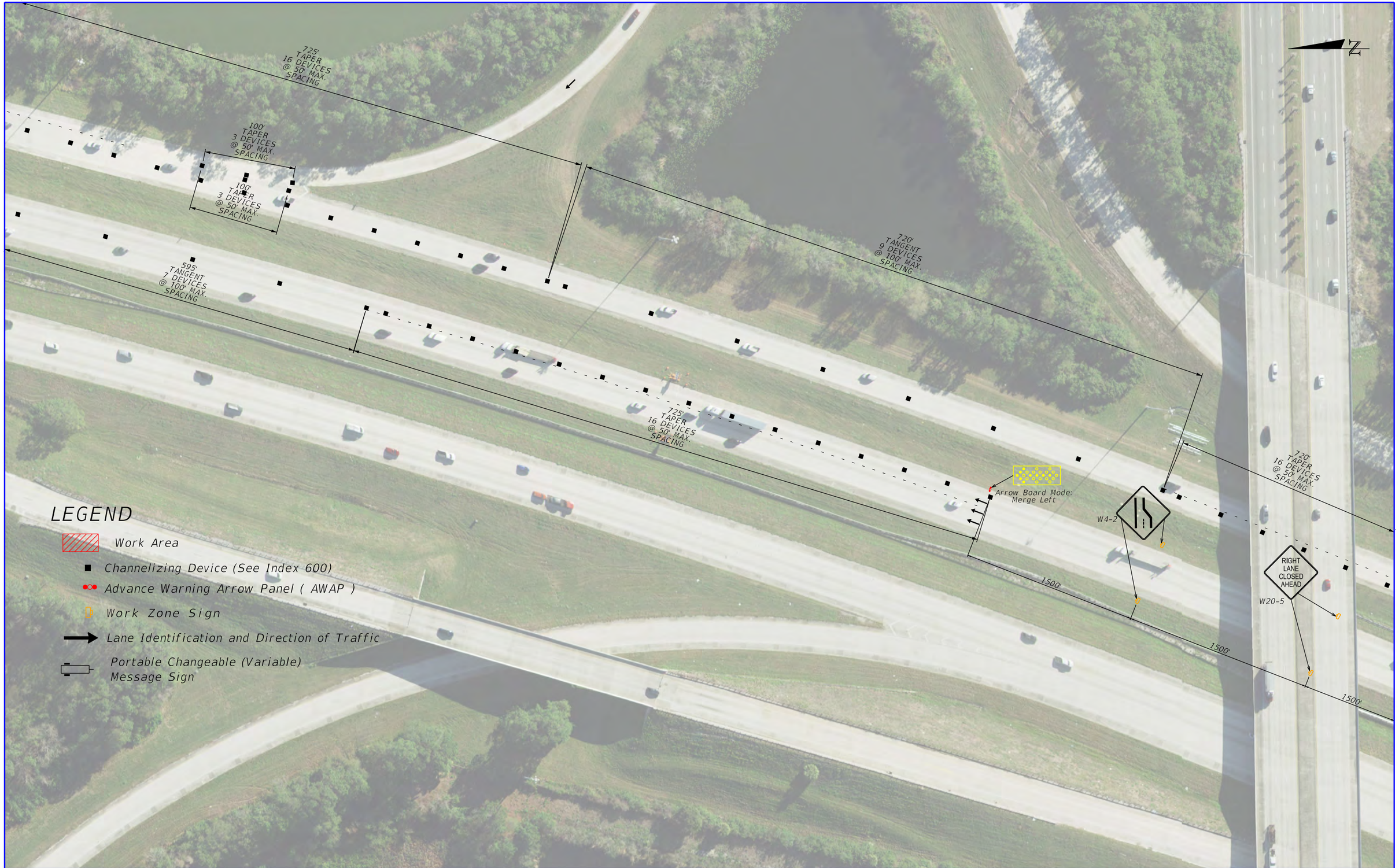

REVISIONS				ENGINEER OF RECORD	TAMPA-HILLSBOROUGH EXPRESSWAY AUTHORITY			TRAFFIC CONTROL PLAN I-75 PHASE 2 (4)	SHEET NO.
DATE	DESCRIPTION	DATE	DESCRIPTION	CALVIN HARDIE, P.E. LICENSE NUMBER: 74590 HNTB CORPORATION 201 N. FRANKLIN ST., SUITE 1200 TAMPA, FL 33602	ROAD NO.	COUNTY	THEA PROJECT #		27
					618	HILLSBOROUGH	0-00121		

THE OFFICIAL RECORD OF THIS SHEET IS THE ELECTRONIC FILE DIGITALLY SIGNED AND SEALED UNDER RULE 61G15-23.004, F.A.C.

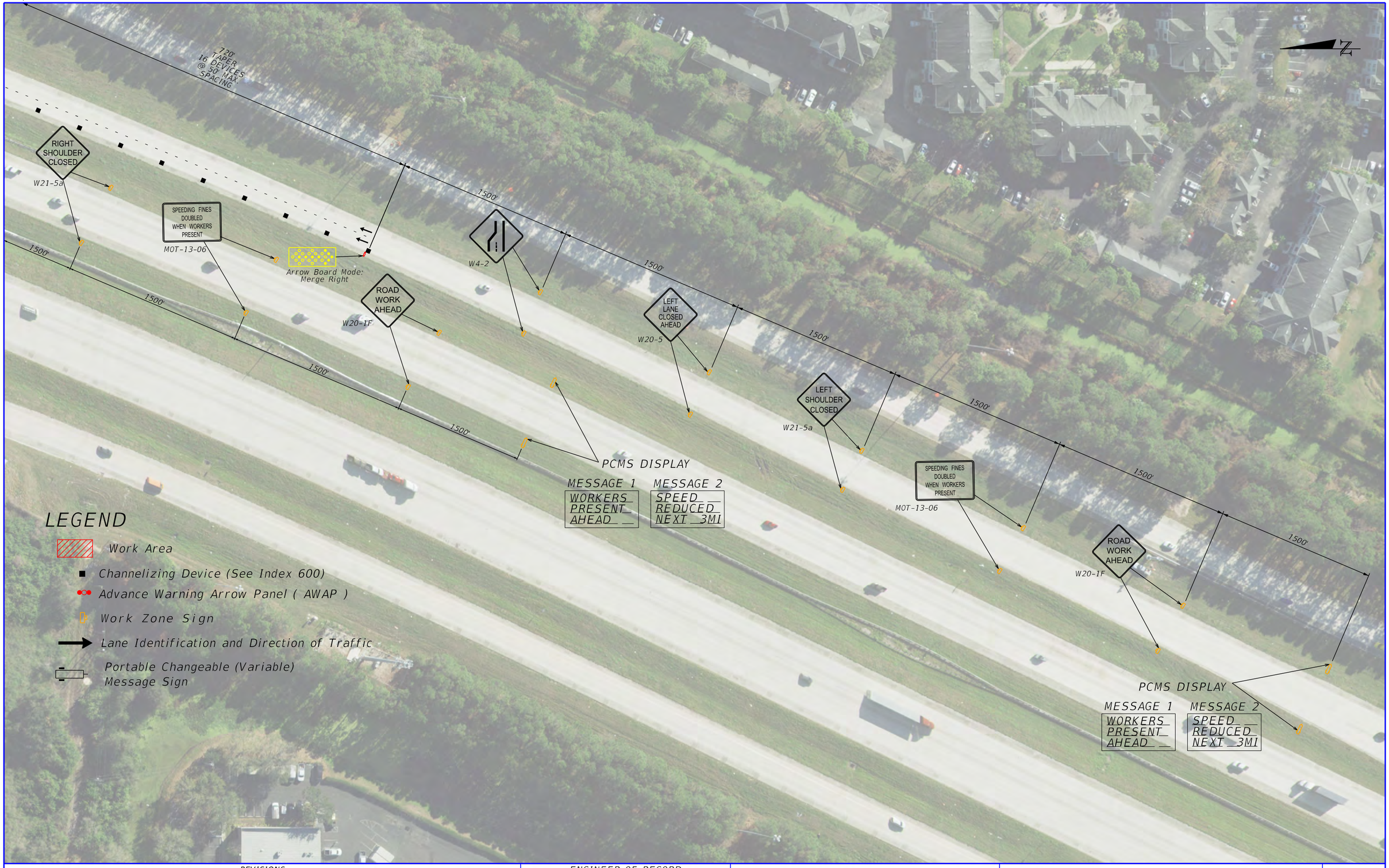

REVISIONS				ENGINEER OF RECORD	TAMPA-HILLSBOROUGH EXPRESSWAY AUTHORITY			TRAFFIC CONTROL PLAN I-75 PHASE 2 (5)	SHEET NO.
DATE	DESCRIPTION	DATE	DESCRIPTION	CALVIN HARDIE, P.E. LICENSE NUMBER: 74590 HNTB CORPORATION 201 N. FRANKLIN ST., SUITE 1200 TAMPA, FL 33602	ROAD NO.	COUNTY	THEA PROJECT #		28
					618	HILLSBOROUGH	0-00121		

THE OFFICIAL RECORD OF THIS SHEET IS THE ELECTRONIC FILE DIGITALLY SIGNED AND SEALED UNDER RULE 61G15-23.004, F.A.C.

PCMS DISPLAY

MESSAGE 1	MESSAGE 2
WORKERS PRESENT AHEAD	SPEED REDUCED NEXT 3MI

ROAD WORK AHEAD
W20-1F

SPEEDING FINES DOUBLED WHEN WORKERS PRESENT
MOT-13-06

LEFT SHOULDER CLOSED
W21-5a

LEFT LANE CLOSED AHEAD
W20-5

W4-2

Arrow Board Mode:
Merge Right

1500'
1500'
1500'
1500'
1500'

720'
TAPER
18 DEVICES
@ 50' MAX.
SPACING

LEGEND

- Work Area
- Channelizing Device (See Index 600)
- Advance Warning Arrow Panel (AWAP)
- Work Zone Sign
- Lane Identification and Direction of Traffic
- Portable Changeable (Variable) Message Sign

REVISIONS			
DATE	DESCRIPTION	DATE	DESCRIPTION

ENGINEER OF RECORD
CALVIN HARDIE, P.E.
LICENSE NUMBER: 74590
HNTB CORPORATION
201 N. FRANKLIN ST., SUITE 1200
TAMPA, FL 33602

TAMPA-HILLSBOROUGH EXPRESSWAY AUTHORITY

ROAD NO.	COUNTY	THEA PROJECT #
618	HILLSBOROUGH	0-00121

TRAFFIC CONTROL PLAN
I-75 PHASE 3 (1)

SHEET NO. 29

THE OFFICIAL RECORD OF THIS SHEET IS THE ELECTRONIC FILE DIGITALLY SIGNED AND SEALED UNDER RULE 61G15-23.004, F.A.C.



REVISIONS			
DATE	DESCRIPTION	DATE	DESCRIPTION

ENGINEER OF RECORD

CALVIN HARDIE, P.E.
LICENSE NUMBER: 74590
HNTB CORPORATION
201 N. FRANKLIN ST., SUITE 1200
TAMPA, FL 33602

TAMPA-HILLSBOROUGH EXPRESSWAY AUTHORITY

ROAD NO.	COUNTY	THEA PROJECT #
618	HILLSBOROUGH	0-00121

TRAFFIC CONTROL PLAN
I-75 PHASE 3 (2)

SHEET NO. 30

THE OFFICIAL RECORD OF THIS SHEET IS THE ELECTRONIC FILE DIGITALLY SIGNED AND SEALED UNDER RULE 61G15-23.004, F.A.C.

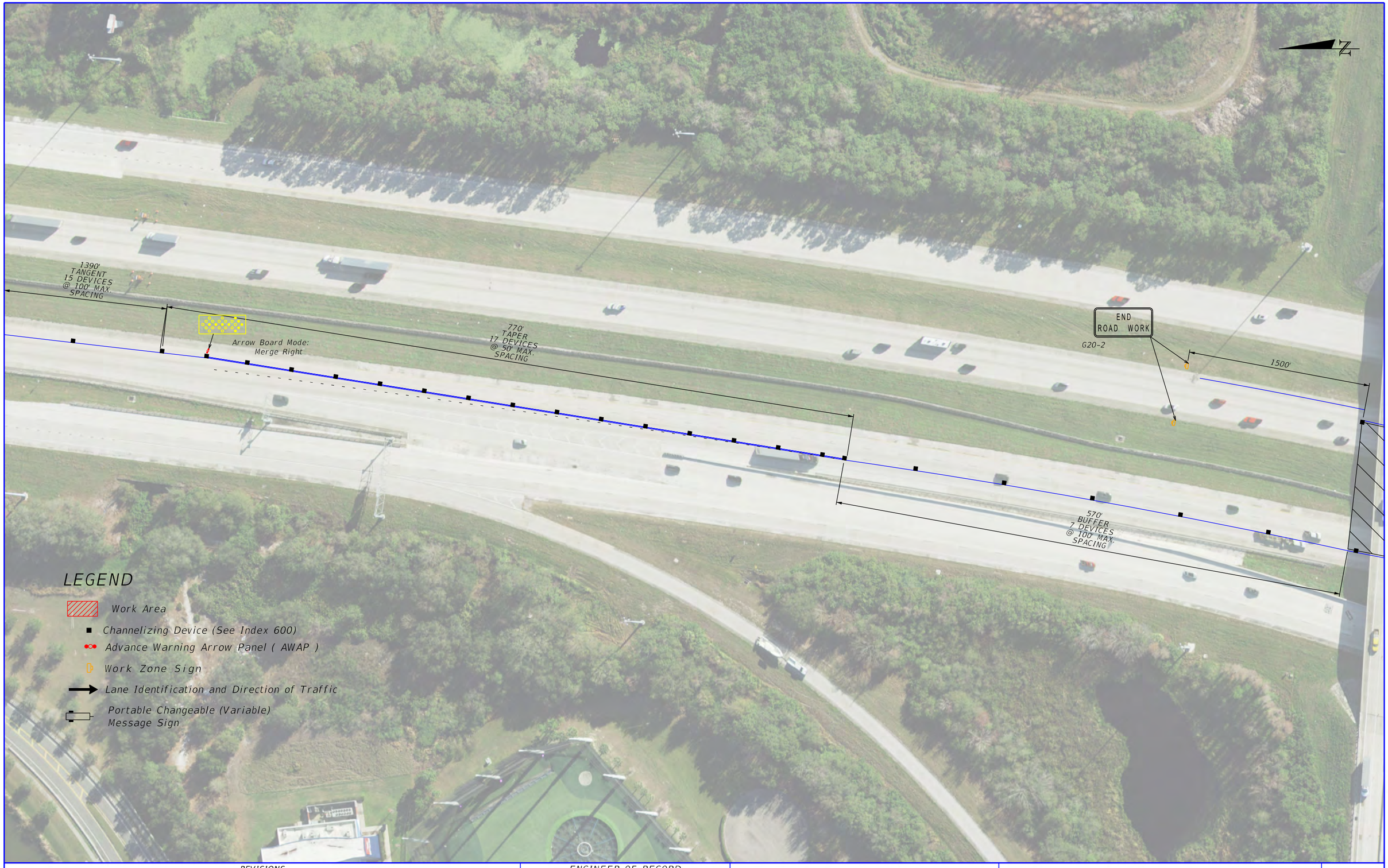

REVISIONS				ENGINEER OF RECORD	TAMPA-HILLSBOROUGH EXPRESSWAY AUTHORITY			TRAFFIC CONTROL PLAN I-75 PHASE 3 (3)	SHEET NO.
DATE	DESCRIPTION	DATE	DESCRIPTION	CALVIN HARDIE, P.E. LICENSE NUMBER: 74590 HNTB CORPORATION 201 N. FRANKLIN ST., SUITE 1200 TAMPA, FL 33602	ROAD NO.	COUNTY	THEA PROJECT #		31
					618	HILLSBOROUGH	0-00121		

THE OFFICIAL RECORD OF THIS SHEET IS THE ELECTRONIC FILE DIGITALLY SIGNED AND SEALED UNDER RULE 61G15-23.004, F.A.C.

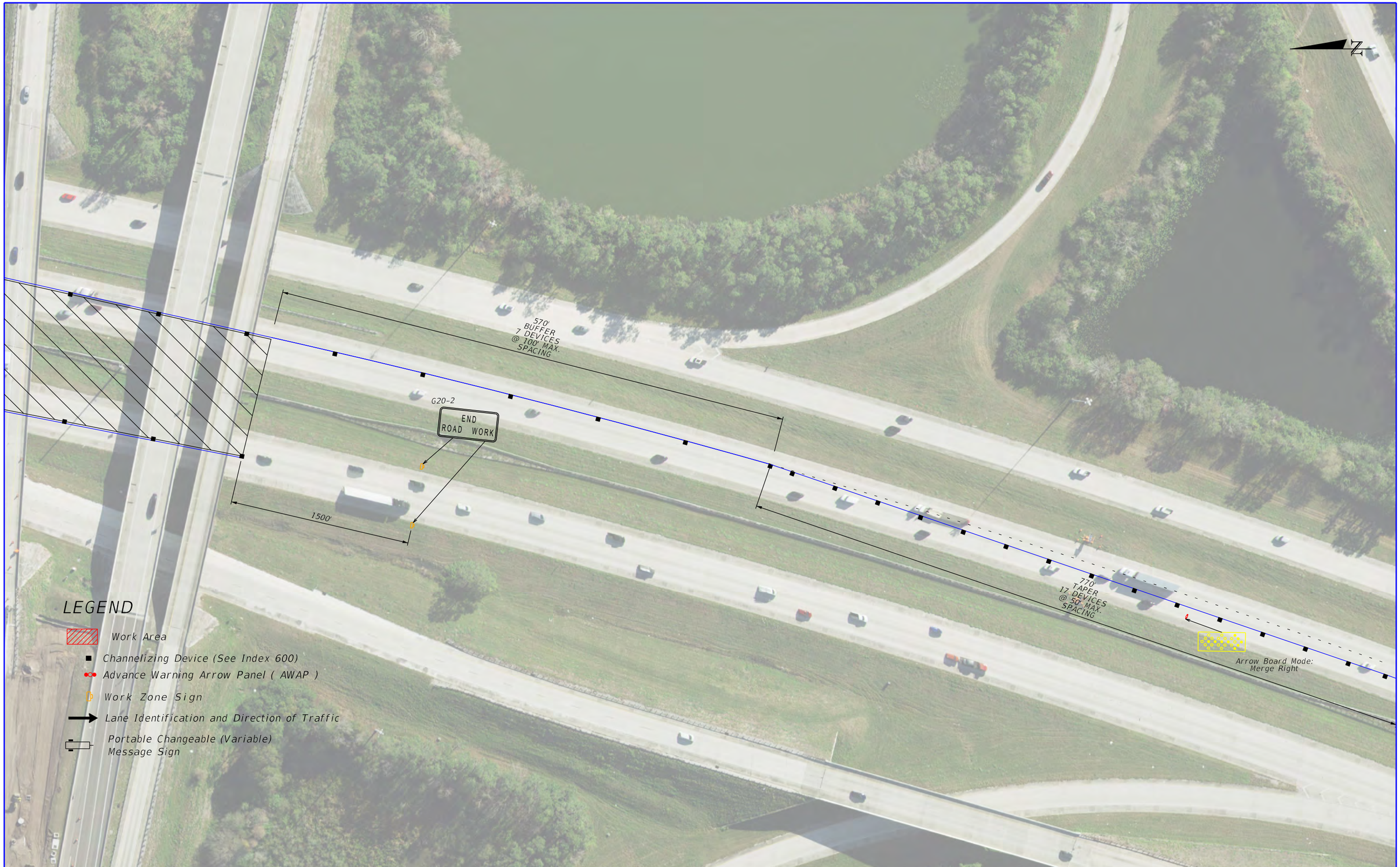

THE OFFICIAL RECORD OF THIS SHEET IS THE ELECTRONIC FILE DIGITALLY SIGNED AND SEALED UNDER RULE 61G15-23.004, F.A.C.

REVISIONS			
DATE	DESCRIPTION	DATE	DESCRIPTION

ENGINEER OF RECORD

CALVIN HARDIE, P.E.
LICENSE NUMBER: 74590
HNTB CORPORATION
201 N. FRANKLIN ST., SUITE 1200
TAMPA, FL 33602

TAMPA-HILLSBOROUGH EXPRESSWAY AUTHORITY

ROAD NO.	COUNTY	THEA PROJECT #
618	HILLSBOROUGH	0-00121

TRAFFIC CONTROL PLAN
I-75 PHASE 3 (4)

SHEET NO. 32

770'
TAPER
17 DEVICES
@ 50' MAX.
SPACING

1385'
TANGENT
15 DEVICES
@ 100' MAX.
SPACING

W4-2

720'
TAPER
16 DEVICES
@ 50' MAX.
SPACING

N

LEGEND

- Work Area
- Channelizing Device (See Index 600)
- Advance Warning Arrow Panel (AWAP)
- Work Zone Sign
- Lane Identification and Direction of Traffic
- Portable Changeable (Variable) Message Sign

REVISIONS			
DATE	DESCRIPTION	DATE	DESCRIPTION

ENGINEER OF RECORD

CALVIN HARDIE, P.E.
LICENSE NUMBER: 74590
HNTB CORPORATION
201 N. FRANKLIN ST., SUITE 1200
TAMPA, FL 33602

TAMPA-HILLSBOROUGH EXPRESSWAY AUTHORITY

ROAD NO.	COUNTY	THEA PROJECT #
618	HILLSBOROUGH	0-00121

TRAFFIC CONTROL PLAN
I-75 PHASE 3 (5)

SHEET NO. 33

THE OFFICIAL RECORD OF THIS SHEET IS THE ELECTRONIC FILE DIGITALLY SIGNED AND SEALED UNDER RULE 61G15-23.004, F.A.C.



REVISIONS			
DATE	DESCRIPTION	DATE	DESCRIPTION

ENGINEER OF RECORD

CALVIN HARDIE, P.E.
LICENSE NUMBER: 74590
HNTB CORPORATION
201 N. FRANKLIN ST., SUITE 1200
TAMPA, FL 33602

TAMPA-HILLSBOROUGH EXPRESSWAY AUTHORITY

ROAD NO.	COUNTY	THEA PROJECT #
618	HILLSBOROUGH	0-00121

TRAFFIC CONTROL PLAN
I-75 PHASE 3 (6)

SHEET NO. 34

THE OFFICIAL RECORD OF THIS SHEET IS THE ELECTRONIC FILE DIGITALLY SIGNED AND SEALED UNDER RULE 61G15-23.004, F.A.C.

Segment Designation	Description of Work to be Performed	Required Closures	Limits of Road Closures	Associated Surface Street Traffic Control Plans
Segment 1	Selmon Expressway REL (upper deck) cleaning and staining from beginning of REL Structure west of 12th St. to 21st/22nd. St.	SR 618 (Selmon Expressway) REL (upper deck) full closure	From N. Meridian Ave. to Slip Lane near N. 34th St.	Channelside Drive (SR 60) Detour Plan 19th St. Detour Plan N. 19th St. Closure Detail Local Street Closures: N.12th St. & N. 17th St.
		SR 618 (Selmon Expressway) (lower deck) full closure	Eastbound (EB) from Exit 6A (Downtown East) to 22nd St. Onramp Westbound (WB) from Exit 9 (22nd St.) to E. Brorein St. Onramp	
Segment 2	Selmon Expressway REL (upper deck) cleaning and staining from 21st/22nd. St. to N. 34th St.	SR 618 (Selmon Expressway) REL (upper deck) full closure	From N. Meridian Ave. to Slip Lane east of US 301	22nd St. Detour Plan Local Street Closures: N. 26th St. & N. 34th St.
		SR 618 (Selmon Expressway) (lower deck) full closure	Eastbound (EB) from Exit 9 (22nd St.) to US 41/S. 50th St. Onramp Westbound (WB) from Exit 11 (US 41/S. 50th St.) to 21st St. Onramp	
Segment 3	Selmon Expressway REL (upper deck) cleaning and staining from US 41 (S. 50th St.) to east of 78th St.	SR 618 (Selmon Expressway) REL (upper deck) full closure	From N. Meridian Ave. to Slip Lane east of US 301	Tamiami Trail (US 41) Detour Plan Maydell Drive Detour Plan 78th St. Detour Plan
		SR 618 (Selmon Expressway) (lower deck) full closure	Eastbound (EB) from Exit 9 (22nd St.) to US 301 Onramp Westbound (WB) from Exit 13 (US 301) to 21st St. Onramp	
Segment 4	Selmon Expressway REL (upper deck) cleaning and staining from east of 78th St. to Town Center Blvd.	SR 618 (Selmon Expressway) REL (upper deck) full closure	From 301/Falkenburg Rd. to Terminus at Town Center Blvd.	Palm River Road Detour Plan US 301 Detour Plan Falkenburg Road Detour Plan Brandon Town Center Detour Plan Gornto Lake Road Detour Plan See Typical Sections I-75 for work within I-75 Limited Access Right of Way
		SR 618 (Selmon Expressway) (lower deck), lane closures as needed. See Typical Sections Mainline Segments 3 & 4.	Inside lane closures from east of 78th St. to Town Center Blvd. See Typical Sections Mainline Segments 3 & 4 for Work Zone.	

SR 618 MAINLINE SEGMENT PHASING SUMMARY TABLE

REVISIONS			
DATE	DESCRIPTION	DATE	DESCRIPTION

ENGINEER OF RECORD
CALVIN HARDIE, P.E.
LICENSE NUMBER: 74590
HNTB CORPORATION
201 N. FRANKLIN ST., SUITE 1200
TAMPA, FL 33602

TAMPA-HILLSBOROUGH EXPRESSWAY AUTHORITY

ROAD NO.	COUNTY	THEA PROJECT #
618	HILLSBOROUGH	0-00121

MAINLINE SELMON DETOUR SEGMENT NOTES

SHEET NO. 35

THE OFFICIAL RECORD OF THIS SHEET IS THE ELECTRONIC FILE DIGITALLY SIGNED AND SEALED UNDER RULE 61G15-23.004, F.A.C.

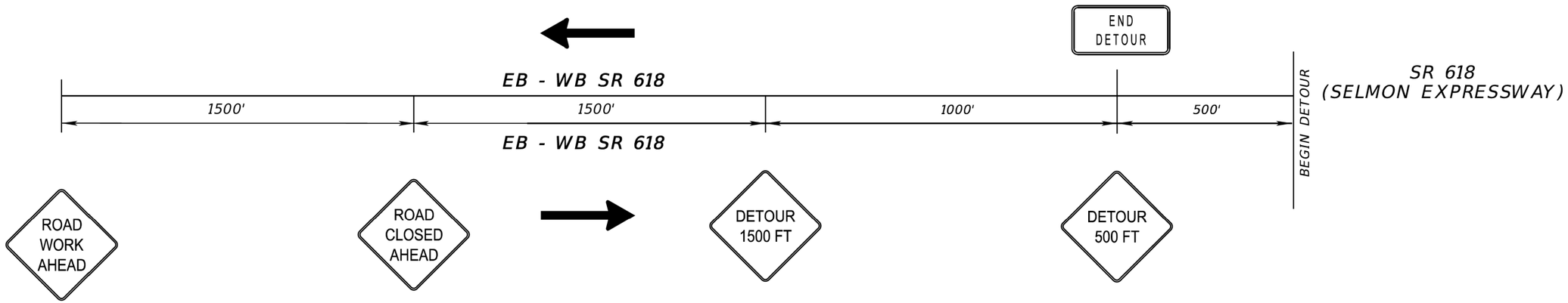

SELMON EXPRESSWAY SIGN LAYOUT

ADVANCE SIGN LAYOUT TO BE PLACED ON SELMON EXPRESSWAY (EB AND WB) IN ADVANCE OF DETOUR AND ON THE I-4/SELMON EXPRESSWAY CONNECTOR IN ADVANCE OF DETOUR. SIGNS TO BE USED IN CONJUCTION WITH INDEX 613 SIGNS.

PCMS MESSAGES

MESSAGE 1	ROAD WORK	BEGINS ‹DAY›	7 DAYS PRIOR TO ACTIVE WORK, LOCATE 1 PCMS ON EB SR 618 IN THE GORE AREA AT EXIT 6A. LOCATE 1 PCMS ON WB SR 618 WITHIN THE GORE AREA AT EXIT 9. LOCATE 1 PCMS AT GORE AREA ON I-4/SELMON CONNECTOR SOUTH OF TOLL STRUCTURE AT "WEST DOWNTOWN" EXIT.
MESSAGE 2 (EB)	LEFT (2) LANE(S) CLOSED	MERGE RIGHT	DURING LANE CLOSURE EASTBOUND, LOCATE 800 FT. IN ADVANCE OF W20-5A SIGN. THIS PCMS IS IN ADDITION TO PCMS SHOWN IN INDEX 613.
MESSAGE 3 (WB)	LEFT LANE CLOSED	MERGE RIGHT	DURING LANE CLOSURE WESTBOUND, LOCATE 800 FT. IN ADVANCE OF W20-5L SIGN. THIS PCMS IS IN ADDITION TO PCMS SHOWN IN INDEX 613.

LANE CLOSURES:
INSTALL THE MOTORIST AWARENESS SYSTEM AND ALL ADVANCE WARNING SIGNS FOR ALL LANE CLOSURES ON SR 618 AS SHOWN IN INDEX 613.

REVISIONS				ENGINEER OF RECORD	TAMPA-HILLSBOROUGH EXPRESSWAY AUTHORITY			MAINLINE SELMON DETOUR ADVANCE SIGN LAYOUT	SHEET NO.
DATE	DESCRIPTION	DATE	DESCRIPTION	CALVIN HARDIE, P.E. LICENSE NUMBER: 74590 HNTB CORPORATION 201 N. FRANKLIN ST., SUITE 1200 TAMPA, FL 33602	ROAD NO.	COUNTY	THEA PROJECT #		36
					618	HILLSBOROUGH	0-00121		

THE OFFICIAL RECORD OF THIS SHEET IS THE ELECTRONIC FILE DIGITALLY SIGNED AND SEALED UNDER RULE 61G15-23.004, F.A.C.

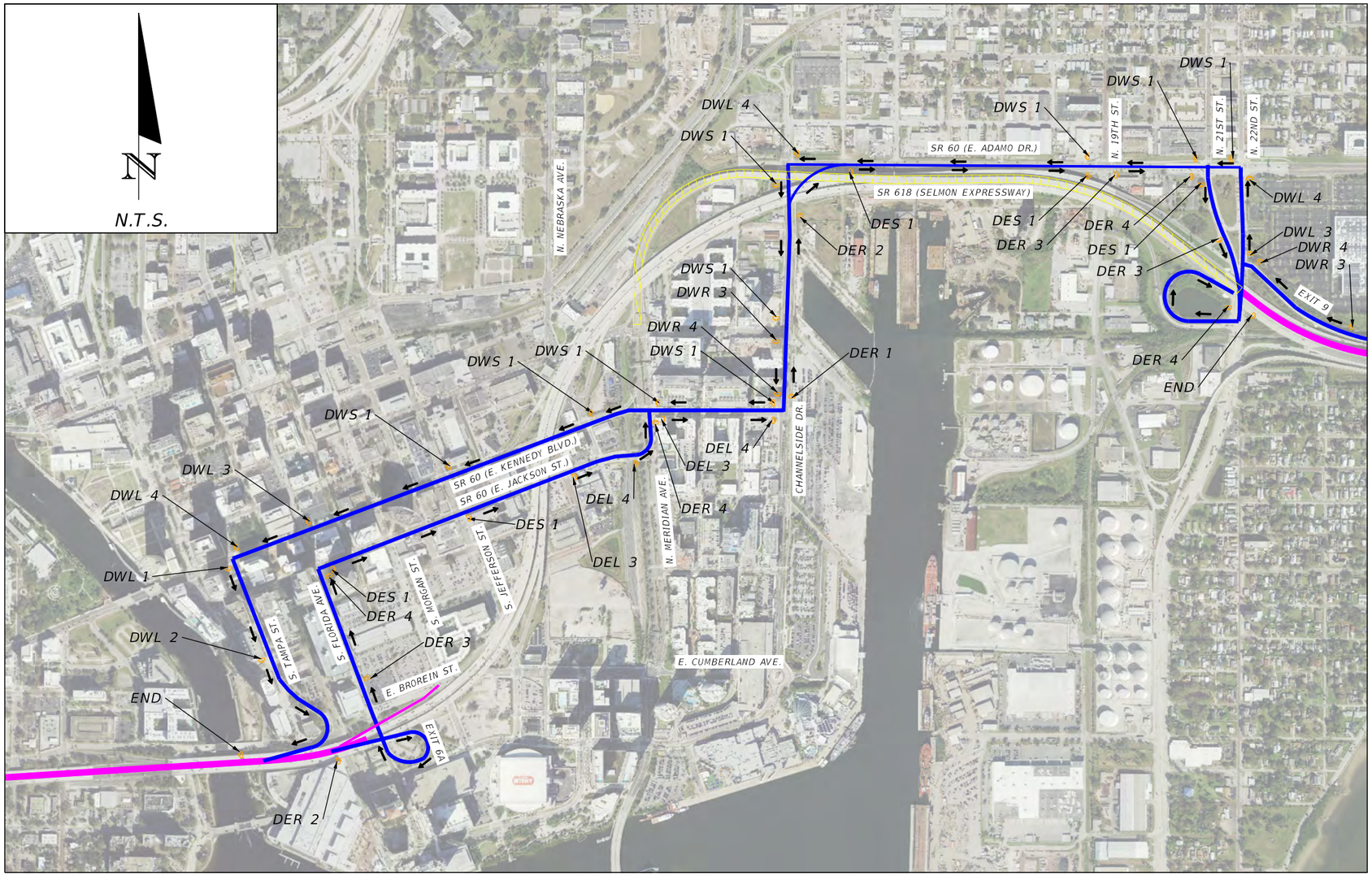

NOTES: EASTBOUND SELMON LOCAL LANES SHALL UTILIZE THE ADVANCED WARNING SIGNAGE DETAIL PRIOR TO EXIT 6A/6B. WESTBOUND SELMON LOCAL LANES SHALL UTILIZE THE ADVANCED WARNING SIGNAGE DETAIL PRIOR TO EXIT 9.

MAINLINE SR 618 (SELMON EXPRESSWAY)
SEGMENT 1 DETOUR ROUTING

LEGEND

DETOUR ROUTE
MAINLINE ROUTE
WORK AREA

REVISIONS				ENGINEER OF RECORD	TAMPA-HILLSBOROUGH EXPRESSWAY AUTHORITY				SHEET NO.
DATE	DESCRIPTION	DATE	DESCRIPTION	CALVIN HARDIE, P.E. LICENSE NUMBER: 74590 HNTB CORPORATION 201 N. FRANKLIN ST., SUITE 1200 TAMPA, FL 33602	ROAD NO.	COUNTY	THEA PROJECT #	MAINLINE SELMON DETOUR SEGMENT 1	37
					618	HILLSBOROUGH	0-00121		

THE OFFICIAL RECORD OF THIS SHEET IS THE ELECTRONIC FILE DIGITALLY SIGNED AND SEALED UNDER RULE 61G15-23.004, F.A.C.

N.T.S.

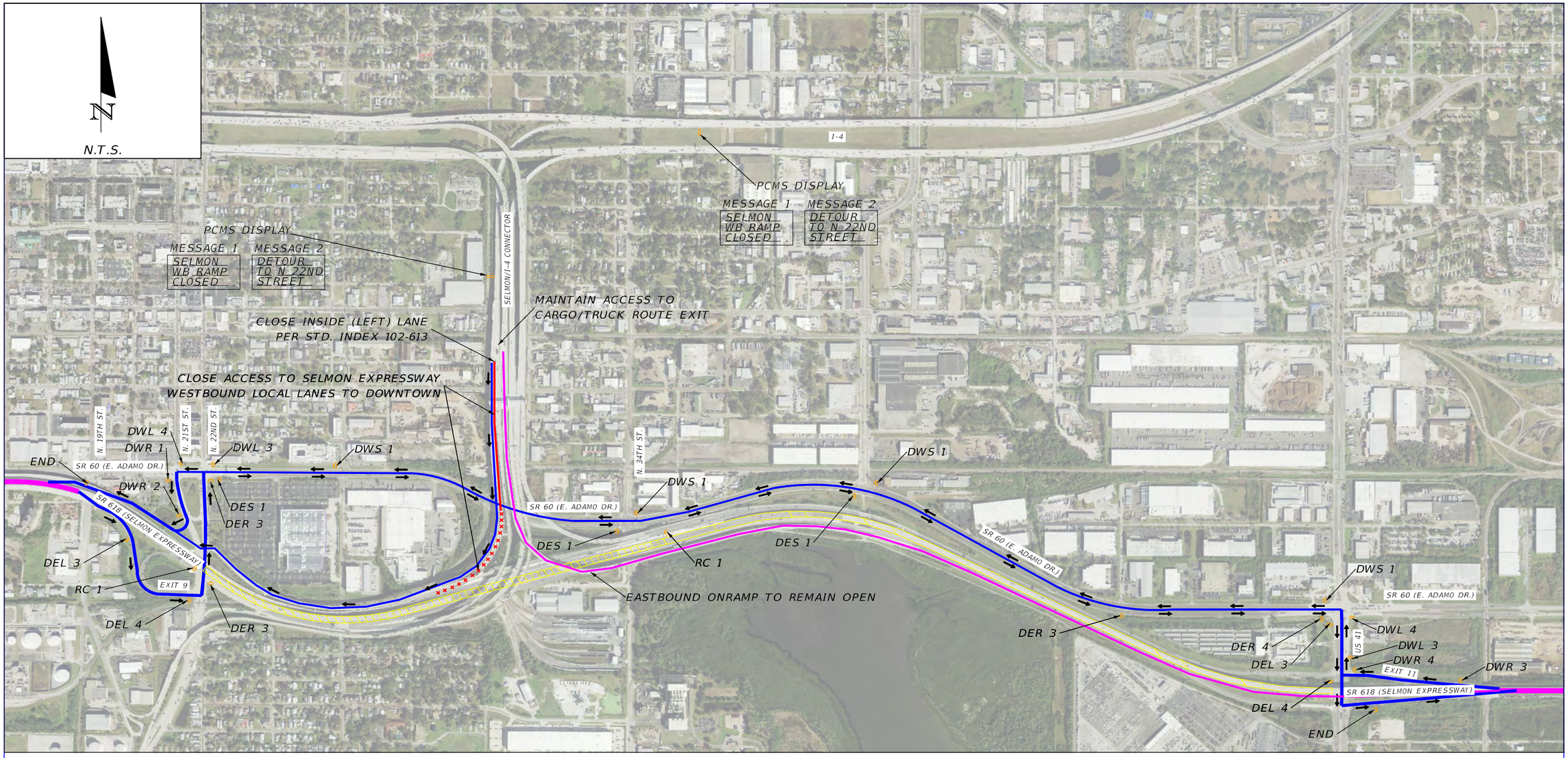

MAINLINE SR 618 (SELMON EXPRESSWAY) SEGMENT 2 DETOUR ROUTING

NOTES:
WESTBOUND SELMON LOCAL LANES SHALL UTILIZE THE ADVANCE WARNING SIGNAGE DETAIL PRIOR TO EXIT 11. EASTBOUND SELMON LOCAL LANES SHALL UTILIZE THE ADVANCE WARNING SIGNAGE DETAIL PRIOR TO EXIT 9.

LEGEND

- DETOUR ROUTE
- MAINLINE ROUTE
- WORK AREA

REVISIONS			
DATE	DESCRIPTION	DATE	DESCRIPTION

ENGINEER OF RECORD
CALVIN HARDIE, P.E.
LICENSE NUMBER: 74590
HNTB CORPORATION
201 N. FRANKLIN ST., SUITE 1200
TAMPA, FL 33602

TAMPA-HILLSBOROUGH EXPRESSWAY AUTHORITY

ROAD NO.	COUNTY	THEA PROJECT #
618	HILLSBOROUGH	0-00121

MAINLINE SELMON DETOUR SEGMENT 2

SHEET NO. 38

THE OFFICIAL RECORD OF THIS SHEET IS THE ELECTRONIC FILE DIGITALLY SIGNED AND SEALED UNDER RULE 61G15-23.004, F.A.C.



MAINLINE SR 618 (SELMON EXPRESSWAY) SEGMENT 3 DETOUR ROUTING

NOTES:
WESTBOUND SELMON LOCAL LANES SHALL UTILIZE THE ADVANCE WARNING SIGNAGE DETAIL PRIOR TO EXIT 13. EASTBOUND SELMON LOCAL LANES SHALL UTILIZE THE ADVANCE WARNING SIGNAGE DETAIL PRIOR TO EXIT 11.

LEGEND

- DETOUR ROUTE
- MAINLINE ROUTE
- WORK AREA

REVISIONS			
DATE	DESCRIPTION	DATE	DESCRIPTION

ENGINEER OF RECORD
CALVIN HARDIE, P.E.
LICENSE NUMBER: 74590
HNTB CORPORATION
201 N. FRANKLIN ST., SUITE 1200
TAMPA, FL 33602

TAMPA-HILLSBOROUGH EXPRESSWAY AUTHORITY

ROAD NO.	COUNTY	THEA PROJECT #
618	HILLSBOROUGH	0-00121

MAINLINE SELMON DETOUR SEGMENT 3

SHEET NO. 39

THE OFFICIAL RECORD OF THIS SHEET IS THE ELECTRONIC FILE DIGITALLY SIGNED AND SEALED UNDER RULE 61G15-23.004, F.A.C.

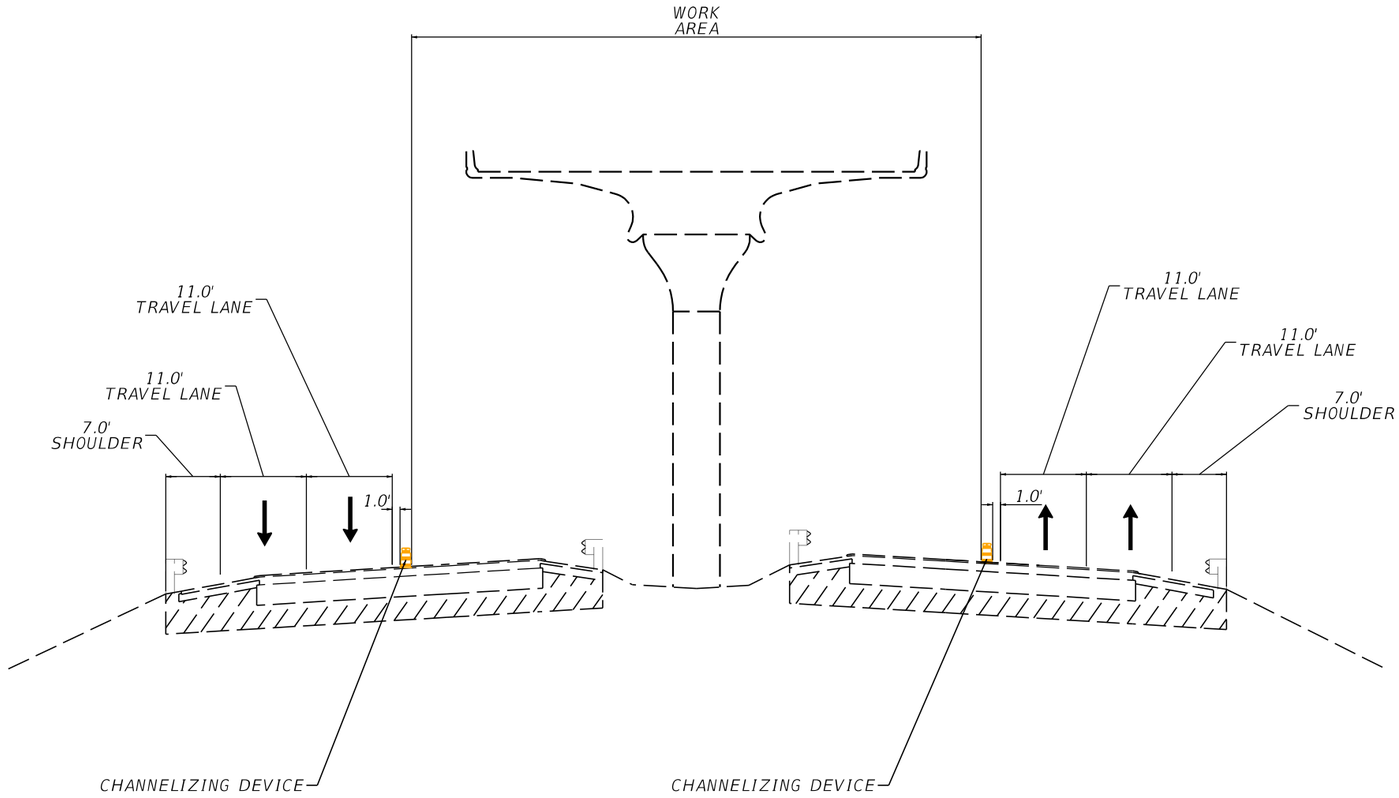

TYPICAL SECTION
SR 618 (SELMON EXPRESSWAY)
INSIDE LANE CLOSURE
SEGMENTS 3 & 4

NOTES: UTILIZE STANDARD INDEXES 102-607 AND 102-613 IN CONJUNCTION TO THIS TYPICAL SECTION. CONTRACTOR SHALL FILL IN RUMBLE STRIPS WITH TEMP. PAVEMENT AS NEEDED.

REVISIONS			
DATE	DESCRIPTION	DATE	DESCRIPTION

ENGINEER OF RECORD

CALVIN HARDIE, P.E.
LICENSE NUMBER: 74590
HNTB CORPORATION
201 N. FRANKLIN ST., SUITE 1200
TAMPA, FL 33602

TAMPA-HILLSBOROUGH EXPRESSWAY AUTHORITY

ROAD NO.	COUNTY	THEA PROJECT #
618	HILLSBOROUGH	0-00121

MAINLINE SELMON DETOUR
SEGMENTS 3 & 4

SHEET NO. 40

THE OFFICIAL RECORD OF THIS SHEET IS THE ELECTRONIC FILE DIGITALLY SIGNED AND SEALED UNDER RULE 61G15-23.004, F.A.C.

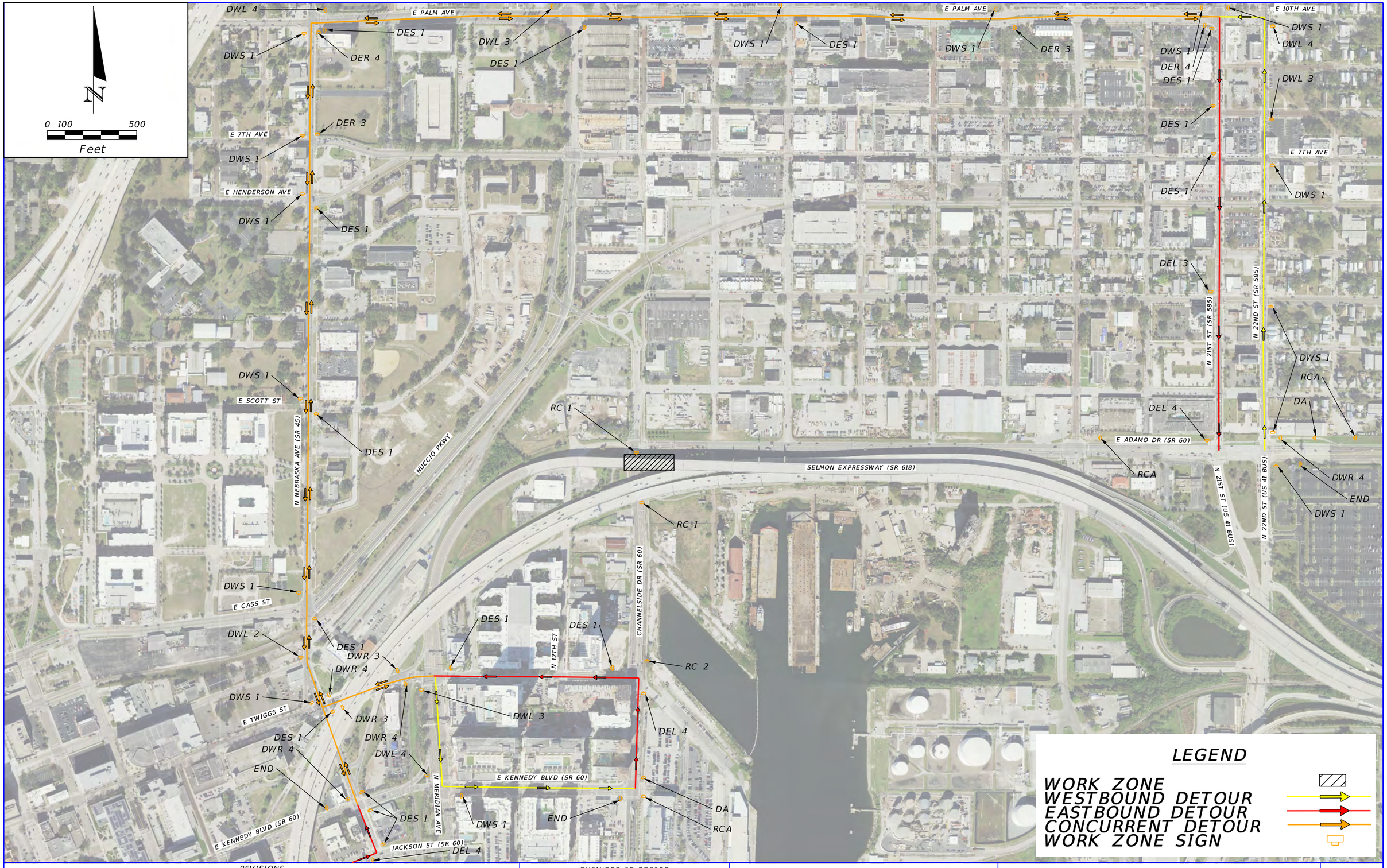

REVISIONS			
DATE	DESCRIPTION	DATE	DESCRIPTION

ENGINEER OF RECORD
CALVIN HARDIE, P.E.
LICENSE NUMBER: 74590
HNTB CORPORATION
201 N. FRANKLIN ST., SUITE 1200
TAMPA, FL 33602

TAMPA-HILLSBOROUGH EXPRESSWAY AUTHORITY

ROAD NO.	COUNTY	THEA PROJECT #
618	HILLSBOROUGH	0-00121

CHANNELSIDE DRIVE (SR 60) DETOUR PLAN

SHEET NO. 41

THE OFFICIAL RECORD OF THIS SHEET IS THE ELECTRONIC FILE DIGITALLY SIGNED AND SEALED UNDER RULE 61G15-23.004, F.A.C.

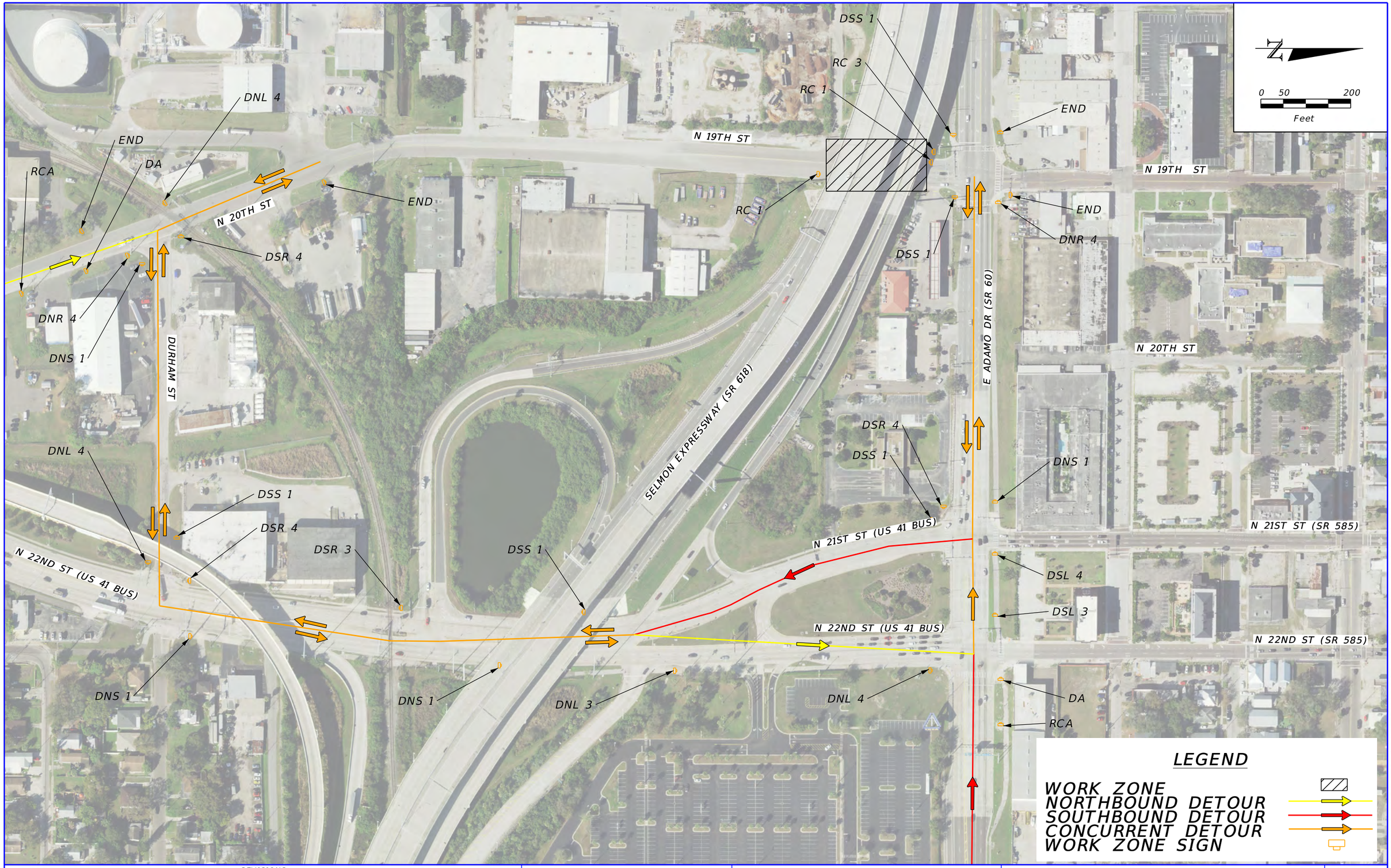

REVISIONS				ENGINEER OF RECORD	TAMPA-HILLSBOROUGH EXPRESSWAY AUTHORITY			N. 19TH STREET DETOUR PLAN	SHEET NO.
DATE	DESCRIPTION	DATE	DESCRIPTION	CALVIN HARDIE, P.E LICENSE NUMBER: 74590 HNTB CORPORATION 201 N. FRANKLIN ST., SUITE 1200 TAMPA, FL 33602	ROAD NO.	COUNTY	THEA PROJECT #		42
					618	HILLSBOROUGH	0-00121		

THE OFFICIAL RECORD OF THIS SHEET IS THE ELECTRONIC FILE DIGITALLY SIGNED AND SEALED UNDER RULE 61G15-23.004, F.A.C.

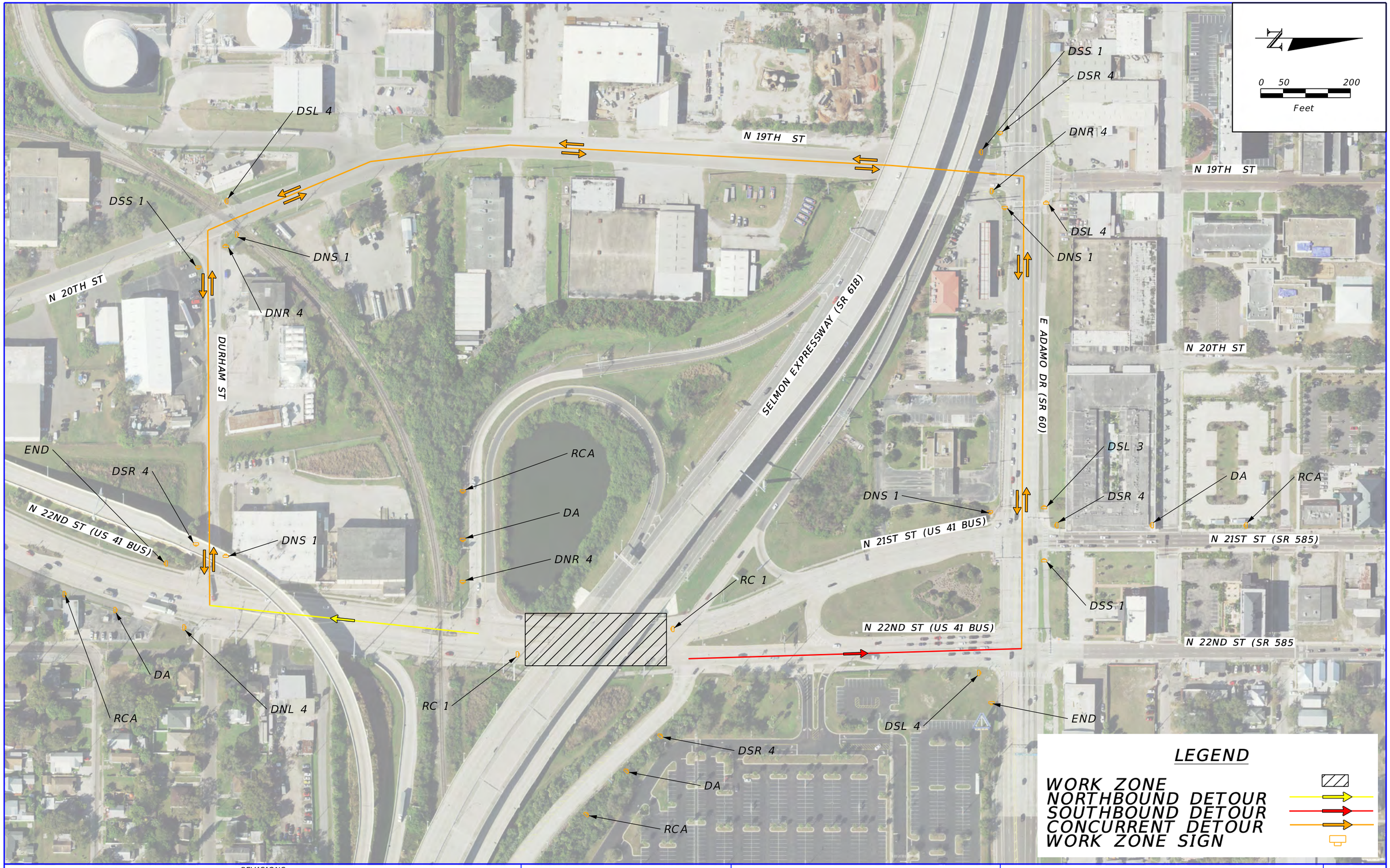

THE OFFICIAL RECORD OF THIS SHEET IS THE ELECTRONIC FILE DIGITALLY SIGNED AND SEALED UNDER RULE 61G15-23.004, F.A.C.

REVISIONS			
DATE	DESCRIPTION	DATE	DESCRIPTION

ENGINEER OF RECORD
CALVIN HARDIE, P.E.
LICENSE NUMBER: 74590
HNTB CORPORATION
201 N. FRANKLIN ST., SUITE 1200
TAMPA, FL 33602

TAMPA-HILLSBOROUGH EXPRESSWAY AUTHORITY

ROAD NO.	COUNTY	THEA PROJECT #
618	HILLSBOROUGH	0-00121

N. 22ND STREET DETOUR PLAN

SHEET NO. 43



LEGEND

WORK ZONE
NORTHBOUND DETOUR
SOUTHBOUND DETOUR
CONCURRENT DETOUR
WORK ZONE SIGN

REVISIONS			
DATE	DESCRIPTION	DATE	DESCRIPTION

ENGINEER OF RECORD
CALVIN HARDIE, P.E.
LICENSE NUMBER: 74590
HNTB CORPORATION
201 N. FRANKLIN ST., SUITE 1200
TAMPA, FL 33602

TAMPA-HILLSBOROUGH EXPRESSWAY AUTHORITY

ROAD NO.	COUNTY	THEA PROJECT #
618	HILLSBOROUGH	0-00121

TAMIAMI TRAIL (US 41) DETOUR PLAN

SHEET NO. 44

THE OFFICIAL RECORD OF THIS SHEET IS THE ELECTRONIC FILE DIGITALLY SIGNED AND SEALED UNDER RULE 61G15-23.004, F.A.C.

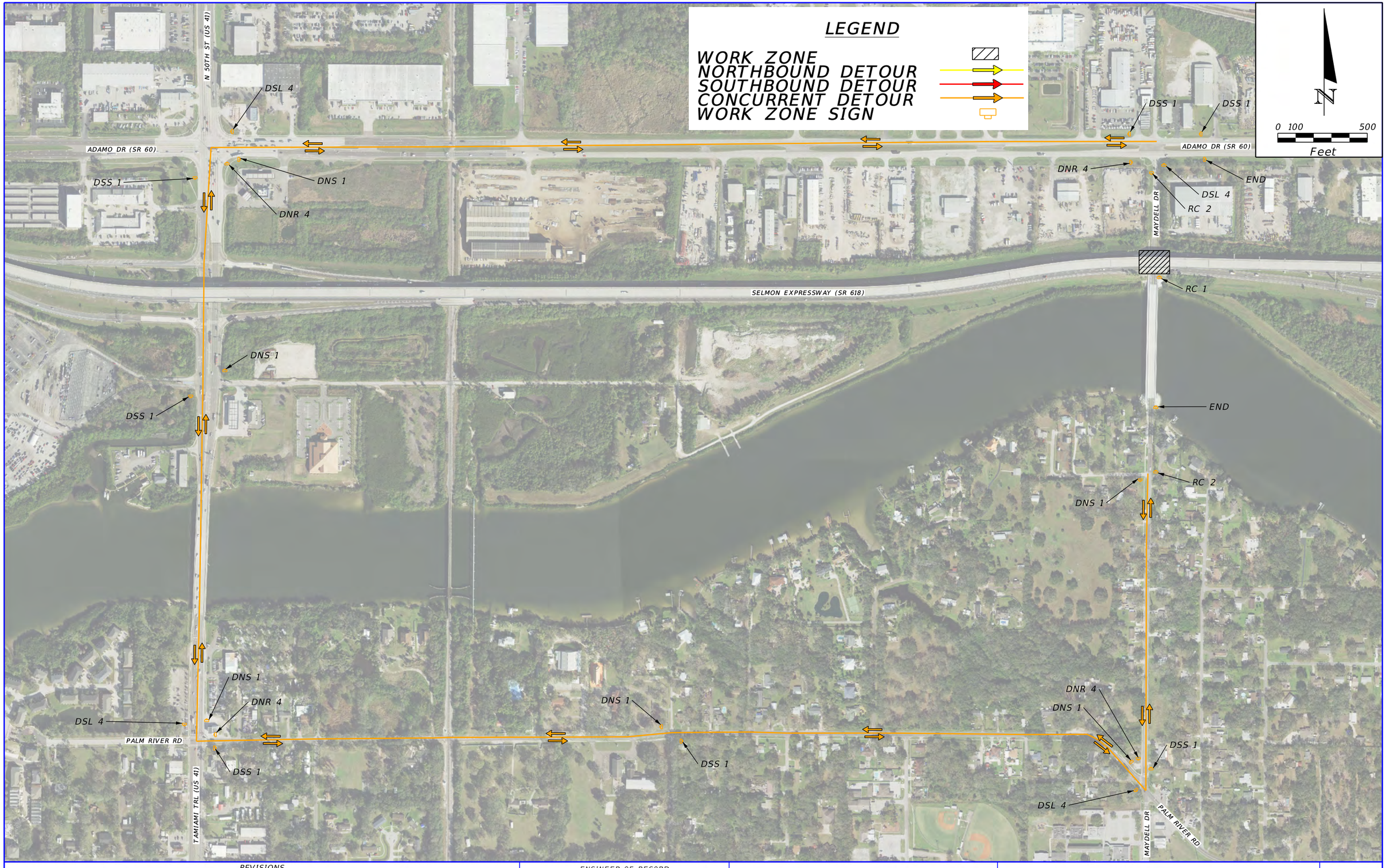

THE OFFICIAL RECORD OF THIS SHEET IS THE ELECTRONIC FILE DIGITALLY SIGNED AND SEALED UNDER RULE 61G15-23.004, F.A.C.

REVISIONS				ENGINEER OF RECORD	TAMPA-HILLSBOROUGH EXPRESSWAY AUTHORITY			MAYDELL DRIVE DETOUR PLAN	SHEET NO.
DATE	DESCRIPTION	DATE	DESCRIPTION	CALVIN HARDIE, P.E. LICENSE NUMBER: 74590 HNTB CORPORATION 201 N. FRANKLIN ST., SUITE 1200 TAMPA, FL 33602	ROAD NO.	COUNTY	THEA PROJECT #		45
					618	HILLSBOROUGH	0-00121		

padavis 1/30/2026 3:45:09 PM Default \\tmaW00\JOBS\73150\CADD\SSelmon\99999995201\roadway\REL TCP\Detour Plans\TCPLRD01_MaydellDrive.dgn



THE OFFICIAL RECORD OF THIS SHEET IS THE ELECTRONIC FILE DIGITALLY SIGNED AND SEALED UNDER RULE 61G15-23.004, F.A.C.

REVISIONS				ENGINEER OF RECORD	TAMPA-HILLSBOROUGH EXPRESSWAY AUTHORITY			78TH STREET DETOUR PLAN	SHEET NO.
DATE	DESCRIPTION	DATE	DESCRIPTION	CALVIN HARDIE, P.E. LICENSE NUMBER: 74590 HNTB CORPORATION 201 N. FRANKLIN ST., SUITE 1200 TAMPA, FL 33602	ROAD NO.	COUNTY	THEA PROJECT #		46
					618	HILLSBOROUGH	0-00121		

padavis 1/30/2026 3:46:47 PM Default \\tmaW00\JOBS\73150\CADD\SSelmon\99999995201\roadway\REL TCP\Detour Plans\TCPLRD01_78thStreet.dgn



REVISIONS			
DATE	DESCRIPTION	DATE	DESCRIPTION

ENGINEER OF RECORD
CALVIN HARDIE, P.E.
LICENSE NUMBER: 74590
HNTB CORPORATION
201 N. FRANKLIN ST., SUITE 1200
TAMPA, FL 33602

TAMPA-HILLSBOROUGH EXPRESSWAY AUTHORITY

ROAD NO.	COUNTY	THEA PROJECT #
618	HILLSBOROUGH	0-00121

PALM RIVER ROAD DETOUR PLAN

SHEET NO. 47

THE OFFICIAL RECORD OF THIS SHEET IS THE ELECTRONIC FILE DIGITALLY SIGNED AND SEALED UNDER RULE 61G15-23.004, F.A.C.

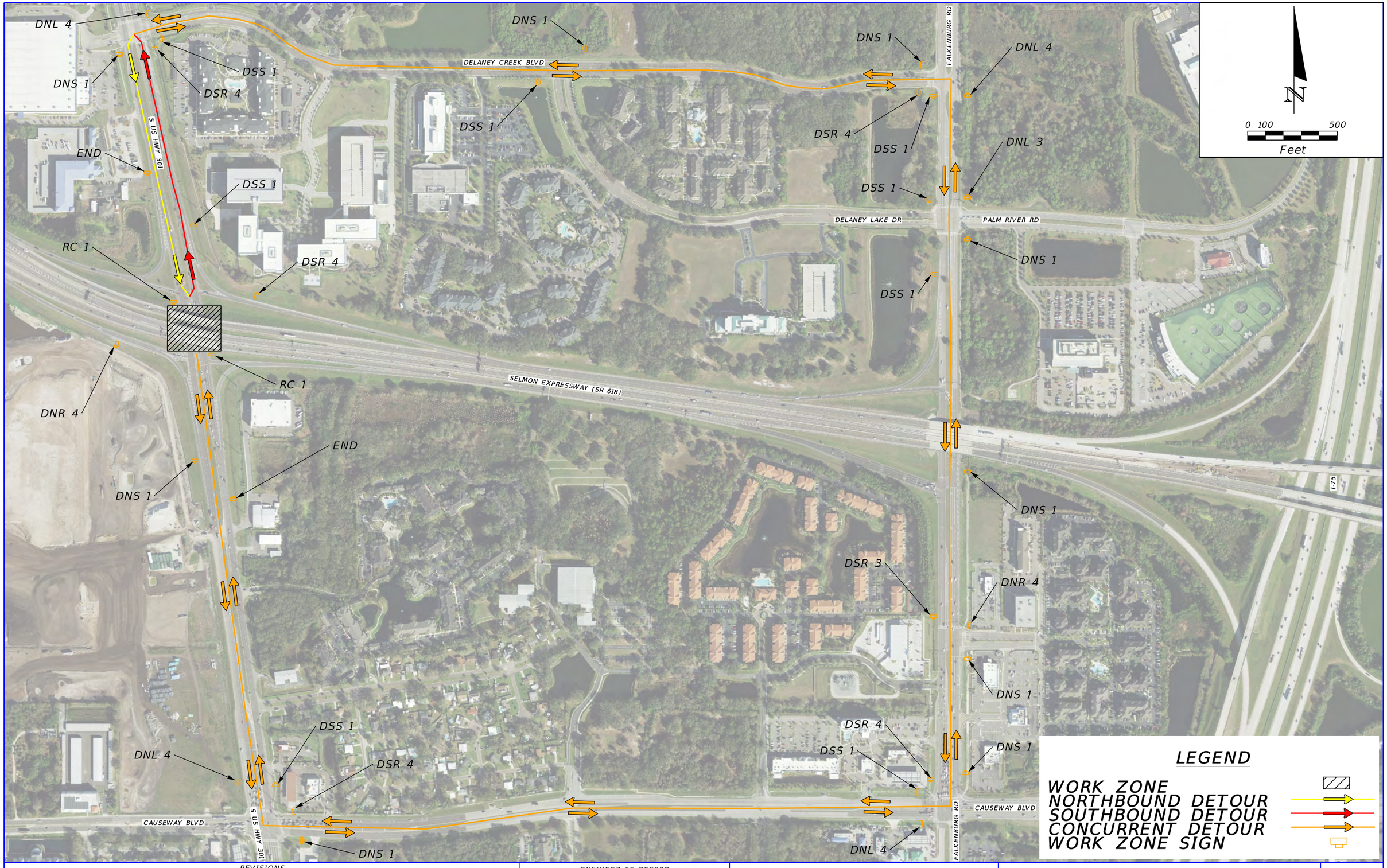

LEGEND

WORK ZONE
NORTHBOUND DETOUR
SOUTHBOUND DETOUR
CONCURRENT DETOUR
WORK ZONE SIGN

THE OFFICIAL RECORD OF THIS SHEET IS THE ELECTRONIC FILE DIGITALLY SIGNED AND SEALED UNDER RULE 61G15-23.004, F.A.C.

REVISIONS			
DATE	DESCRIPTION	DATE	DESCRIPTION

ENGINEER OF RECORD
CALVIN HARDIE, P.E.
LICENSE NUMBER: 74590
HNTB CORPORATION
201 N. FRANKLIN ST., SUITE 1200
TAMPA, FL 33602

TAMPA-HILLSBOROUGH EXPRESSWAY AUTHORITY

ROAD NO.	COUNTY	THEA PROJECT #
618	HILLSBOROUGH	0-00121

US 301 DETOUR PLAN

SHEET NO. 48

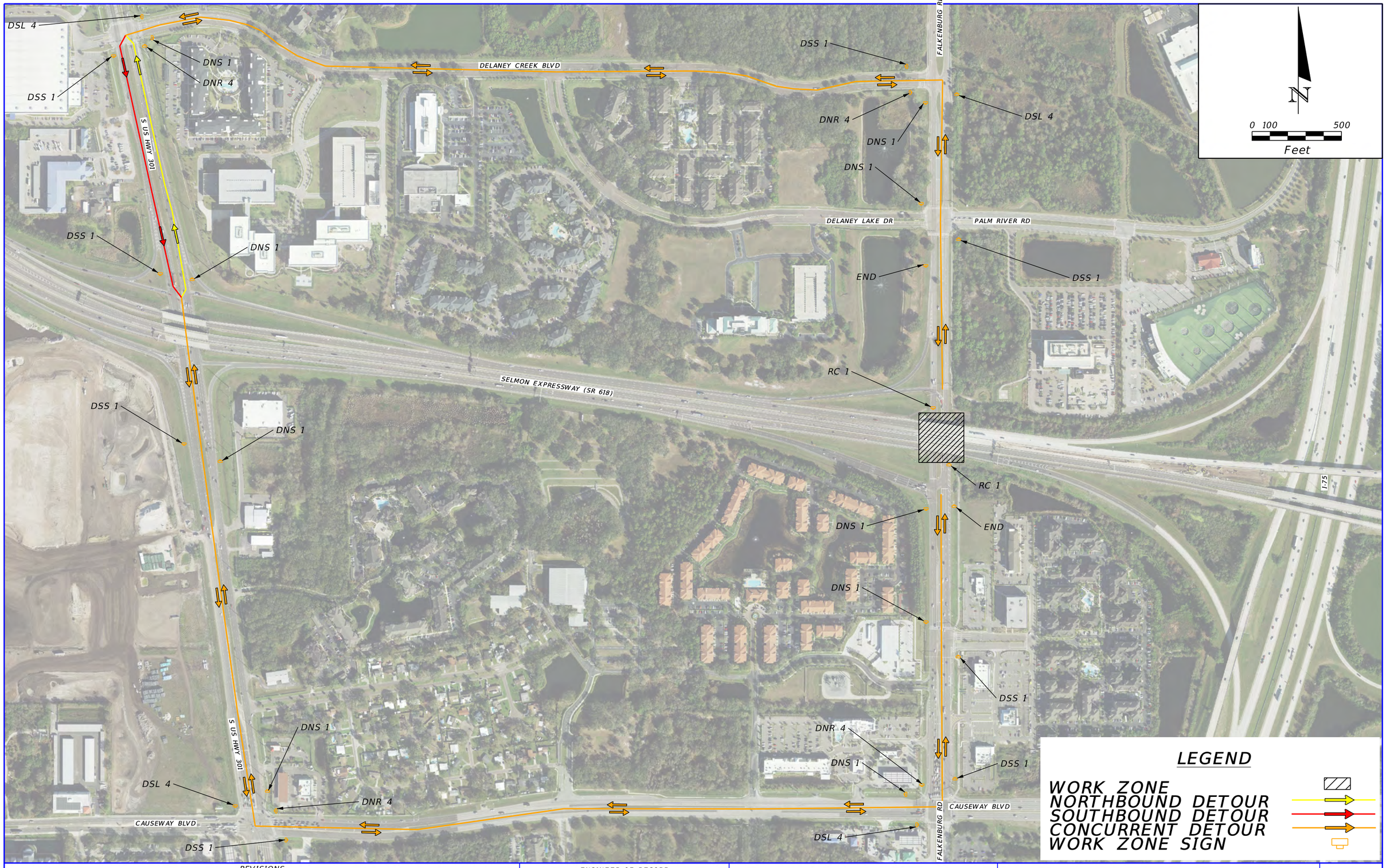

LEGEND

WORK ZONE
NORTHBOUND DETOUR
SOUTHBOUND DETOUR
CONCURRENT DETOUR
WORK ZONE SIGN

THE OFFICIAL RECORD OF THIS SHEET IS THE ELECTRONIC FILE DIGITALLY SIGNED AND SEALED UNDER RULE 61G15-23.004, F.A.C.

REVISIONS			
DATE	DESCRIPTION	DATE	DESCRIPTION

ENGINEER OF RECORD
CALVIN HARDIE, P.E.
LICENSE NUMBER: 74590
HNTB CORPORATION
201 N. FRANKLIN ST., SUITE 1200
TAMPA, FL 33602

TAMPA-HILLSBOROUGH EXPRESSWAY AUTHORITY

ROAD NO.	COUNTY	THEA PROJECT #
618	HILLSBOROUGH	0-00121

FALKENBURG ROAD DETOUR PLAN

SHEET NO. 49

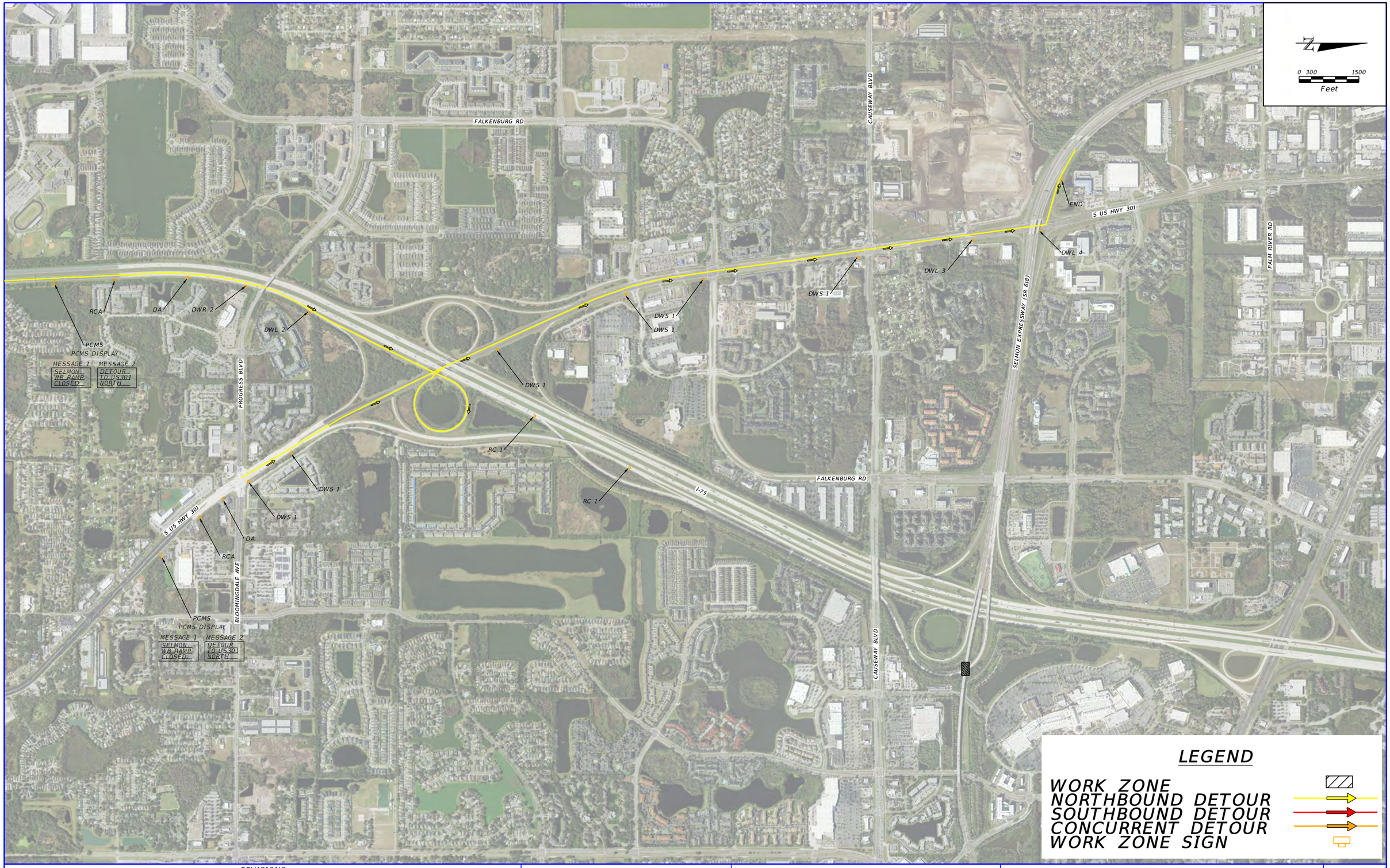

THE OFFICIAL RECORD OF THIS SHEET IS THE ELECTRONIC FILE DIGITALLY SIGNED AND SEALED UNDER RULE 61G15-23.004, F.A.C.

REVISIONS			
DATE	DESCRIPTION	DATE	DESCRIPTION

ENGINEER OF RECORD
CALVIN HARDIE, P.E.
LICENSE NUMBER: 74590
HNTB CORPORATION
201 N. FRANKLIN ST., SUITE 1200
TAMPA, FL 33602

TAMPA-HILLSBOROUGH EXPRESSWAY AUTHORITY

ROAD NO.	COUNTY	THEA PROJECT #
618	HILLSBOROUGH	0-00121

NB I-75/US-301 TO WB SELMON OFFRAMP DETOUR PLAN

SHEET NO.
50

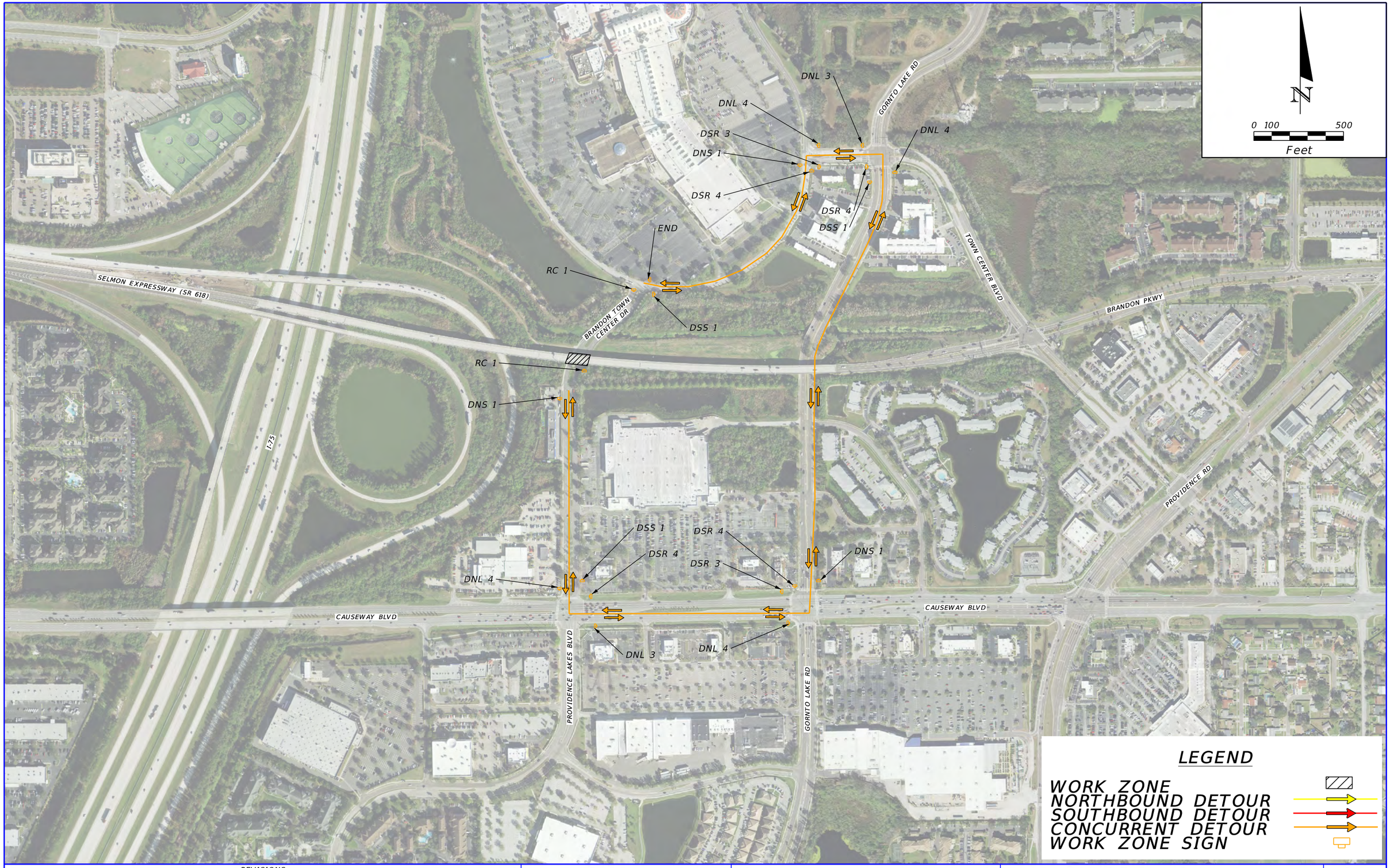

REVISIONS				ENGINEER OF RECORD	TAMPA-HILLSBOROUGH EXPRESSWAY AUTHORITY			BRANDON TOWN CENTER DETOUR PLAN	SHEET NO.
DATE	DESCRIPTION	DATE	DESCRIPTION	CALVIN HARDIE, P.E. LICENSE NUMBER: 74590 HNTB CORPORATION 201 N. FRANKLIN ST., SUITE 1200 TAMPA, FL 33602	ROAD NO.	COUNTY	THEA PROJECT #		51
					618	HILLSBOROUGH	0-00121		

THE OFFICIAL RECORD OF THIS SHEET IS THE ELECTRONIC FILE DIGITALLY SIGNED AND SEALED UNDER RULE 61G15-23.004, F.A.C.



THE OFFICIAL RECORD OF THIS SHEET IS THE ELECTRONIC FILE DIGITALLY SIGNED AND SEALED UNDER RULE 61G15-23.004, F.A.C.

REVISIONS			
DATE	DESCRIPTION	DATE	DESCRIPTION

ENGINEER OF RECORD

CALVIN HARDIE, P.E.
LICENSE NUMBER: 74590
HNTB CORPORATION
201 N. FRANKLIN ST., SUITE 1200
TAMPA, FL 33602

TAMPA-HILLSBOROUGH EXPRESSWAY AUTHORITY

ROAD NO.	COUNTY	THEA PROJECT #
618	HILLSBOROUGH	0-00121

GORNTO LAKE ROAD DETOUR PLAN

SHEET NO. 52

padavis 1/30/2026 3:57:08 PM Default \\tmaW00\JOBS\73150\CADD\SSelmon\99999995201\roadway\REL TCP\Detour Plans\TCPLRD01_GorntoLakeRoad.dgn

ATTACHMENT 4

REL CLEANING & STAINING SPECIFICATIONS

TECHNICAL SPECIAL PROVISION

FOR

SILICONE ACRYLIC CONCRETE SEALER

SECTION T400

FINANCIAL PROJECT ID(s):

HI-0025

I hereby certify that this Technical Special Provision was prepared by me, or under my responsible charge, in accordance with procedures adopted by the Florida Department of Transportation.

The official record of this package has been electronically signed and sealed using a Digital Signature as required by 61G15-23.004 F.A.C. Printed copies of this document are not considered signed and sealed and the signature must be verified on any electronic copies.

Prepared By: Julian W. Gutierrez, P.E.
Date: January 30, 2026
FL License No.: 48879
Firm Name: HNTB, Corp.
Firm Address: 201 N Franklin Street, Suite 1200
City, State, ZIP Code: Tampa, FL 33602
Certificate of Authorization: 6500
Pages: 1-6

SECTION T400 SILICONE ACRYLIC CONCRETE SEALER

T400-1 DESCRIPTION:

Place an applied finish coating upon all concrete surfaces as indicated in the Project Aesthetic Requirements in the contract. Apply the finish coating after completion of the general surface preparation. Select a solvent-based silicone acrylic concrete sealer finish coating conforming to this Technical Special Provision and Department Specifications.

Sealing concrete surfaces using an opaque-satin silicone acrylic concrete sealer shall include, but not be limited to, the following:

a. Surface preparation.
b. Application of two coats of Silicone Acrylic Sealer to exterior concrete surfaces.
c. Surfaces concealed by surface mounted articles readily detachable by removal of fasteners such as screws and bolts are included in the Work. Remove articles obstructing access to those surfaces and restore to their original position on completion.

Supply all labor, materials, transportation, equipment, and services necessary for the completion of all work as specified.

Do not coat surfaces other than concrete, including finished metal surfaces, signs, and labels. Concrete surfaces are to be coated after surface preparation as described in Section T400-9.

T400-2 PRODUCT APPROVAL:

Submit for approval a silicone acrylic concrete sealer system as described in this Technical Special Provision. The colors shall be as indicated in the Project Aesthetic Requirements in the contract. The Engineer's decision as to acceptability of proposed products shall be final.

T400-3 QUALITY ASSURANCE

T400-3.1 Applicator's Compliance with Manufacturer's Recommendation

The coating and the application of each coat must comply with the manufacturer's recommendations for installation.

T400-3.2 Compliance with Specification Requirements

Surface preparation and silicone acrylic sealer application shall be made in strict compliance to this Technical Special Provision and to the manufacturer's printed instructions on the labels and product data sheets.

T400-3.3 Source Limitations

Obtain all materials and components used in sealer system from the same manufacturer.

T400-3.4 Field Area "Sample"

Provide a full two-coat "sample" at the Field Sample Area using the same sealer product as proposed for use on this Project. Duplicate the finish of the approved prepared samples for project production.

The Engineer will select a minimum 1,500 square foot area to represent surfaces and conditions for sealer and substrates to be sealed. Within this field area, sample panels shall be 20-foot x 20-foot for all MSE wall color samples and 5-foot x 20-foot for beam color samples and 8-foot x 8-foot for noise barriers and other sample colors.

Final approval of sealer system and color will be from Field Sample Area. The Field Sample Area will be in a sunny part of the site and will be representative of typical surfaces and conditions to be found on the project.

Approved Field Sample Area will become basis of comparison for all sealer work. Sealer to be applied to sample areas using the same equipment and methods as proposed for full use on project.

T400-4 SUBMITTALS

T400-4.1 Certificates of Compliance

Submit certificates of compliance from the manufacturer stating that previously manufactured materials have been tested by recognized laboratories; that such materials meet testing requirements in referenced specifications; and that the material furnished for this Project is of the same type, quality, manufacture and make as that tested.

T400-4.2 Product Data

Submit the following product data:

a. Material List - Provide an inclusive list of required materials. Identify each material and cross-reference specific system, and application. Identify each material by manufacturer's catalog number and general classification.

b. Manufacturer's Information - Provide the manufacturer's technical information and Material Safety Data Sheets (MSDS), including label analysis and instructions for handling, storing, and applying each material proposed for use.

T400-4.3 Samples for Initial Selection

Submit manufacturer's paper sample for the colors identified the Project Aesthetic Requirements in the contract.

T400-4.4 Samples for Verification

Upon approval of the paper submittal, submit samples of color and material to be applied, with texture to simulate actual conditions, on representative samples of the actual substrate.

Provide stepped samples, defining each separate coat. Use representative colors when preparing samples for review. Resubmit until required sheen, color, and texture are achieved.

Provide a list of materials and applications for each coat of each sample. Label each sample for location and application.

Submit samples on the following substrates for review of color and texture only:

Concrete: Provide two 12 inch-square samples for each color and finish

T400-4.5 Approval of Materials

Do not apply any sealer before required test reports, samples, and certificates have been submitted and the respective material approved.

T400-4.6 Pollution Control Plan

Submit a Pollution Control Plan detailing conformance with all Federal, State, and local regulations for the testing, collection, and deposition of all project residues and classified hazardous waste for approval prior to construction activities.

T400-5 DELIVERY AND STORAGE

Deliver materials in unbroken original packages bearing the manufacturer's name and brand designation, specification number, batch number, color, date of manufacture, and manufacturer's instructions for application. Restrict storage of and the mixing of materials to the location directed.

T400-6 PROJECT CONDITIONS

T400-6.1 Examination of Surfaces

Before starting any Work, surfaces to receive sealer finish shall be examined carefully for defects which cannot be corrected by the procedures specified herein under "Surface Preparation" and which might prevent satisfactory sealing results. Should such conditions be encountered, the Engineer shall be notified immediately so that the extent of the problem and a solution can be identified. Commencing of work shall be construed as acceptance of the surfaces, and thereafter, the Contractor shall be fully responsible for satisfactory work as required herein.

T400-7 MATERIALS

T400-7.1 Material Quality

Provide best quality grade of sealer products as regularly manufactured by acceptable sealer materials manufacturers. Materials not displaying manufacturer's identification as a standard, best-grade product will not be acceptable.

T400-8 PROTECTION

Protect from surface preparation operations and contamination by sealing materials all surfaces not to be sealed. Restore surfaces which are contaminated by sealing materials to their original condition.

The Contractor is solely responsible for the complete containment of the materials in the handling, surface preparation and application of the materials described in this specification. Ensure that no materials involved in the surface preparation operation, nor any mist or spatters fall on, blow on, or in any way whatsoever harms open water, vehicles, equipment, adjacent buildings, or personnel.

T400-9 SURFACE PREPARATION

The surface preparation shall comply with Specification Sections 400-15.2.6.3 and 413-2.2.

New concrete surfaces shall be cured for a minimum of 28 days.

T400-10 APPLICATION

Application of sealer shall take place within three calendar days of the completion of the surface preparation procedure for the area to be sealed.

Provide finished surfaces free from runs, drips, ridges, waves, laps, brush marks, and variations in color. Allow sufficient time between coats to permit thorough drying and ensure each coat is in proper condition to receive the next. Each coat shall cover the surface of the preceding coat or surface completely; there shall be an easily perceptible difference in shades of successive coats.

Thoroughly work sealing materials into all joints, crevices, and open spaces. Finished surfaces shall be smooth, even, and free of defects. Retouch damaged sealer before applying succeeding coats.

Apply per manufacturer recommendations under dry conditions only. Do not apply if rain is expected within 12-hours following application. Air and surface temperature should be between 50°F and 95°F during and for 24-hours following application. Apply liberally for maximum bonding. Stir thoroughly before and during application. Do not reduce.

T400-10.1 First Coat

Apply at package consistency. Apply first coat evenly, working in one direction. Allow to dry per manufacturer recommendations before applying the second coat. Do not overwork (brushing or rolling back over partially dried material may cause lifting of the coating from the surface). Allow the material to dry properly and apply second coat.

T400-10.2 Second Coat

Apply at package consistency. For best coverage, apply the second coat crosswise to the first coat. The rate of application shall not exceed the average rate of coverage recommended by the sealer manufacturer for the type of surface involved, less adequate percent allowance for losses, unless the manufacturer's printed recommended specifications state that the recommended rate includes normal expected losses.

T400-11 EQUIPMENT

All application tools and equipment shall be clean, in good working order and suitable for proper applications.

T400-12 ENVIRONMENTAL CONDITIONS

Do not apply sealer in foggy or rainy weather or when the temperature of the air at the surface is below 50°F or over 95°F, unless approved by the Engineer.

Under no circumstances shall any sealer be applied when the dew point and the temperature are within five degrees Fahrenheit of each other or otherwise when surfaces are wet or contaminated in any way.

T400-13 FIELD QUALITY CONTROL

T400-13.1 Inspection

Arrange to have sealer manufacturer's representative inspect and approve prepared (unsealed) surface and, prior to commencement of application, each succeeding coat.

T400-14 CLEANUP

Clean spills and spatters and tools immediately following manufacturer’s instructions and safety recommendations. Leave the job site clean and neat. All residues, including used sealer containers shall be removed from the site by the Contractor.

T400-15 BASIS OF MEASUREMENT

Price will be full compensation for all work and materials required. The cost of cleaning/coating new concrete will not be paid separately but will be included in the cost of the time to which it is applied.

T400-15 BASIS OF PAYMENT

Payment will be made under:
Item No. 400-143- Cleaning and Coating Concrete Surfaces – per square foot.

END OF TECHNICAL SPECIAL PROVISION